

*HAPPY NEW YEAR*

2023

**TO YOU AND YOUR FAMILY**

FROM ALL AT JOHN KEELLS PLC





# TEA MARKET REPORT

## JOHN KEELLS PLC

**SALE NO.01 – 03<sup>RD</sup> / 04<sup>TH</sup> JANUARY 2023**





# ORDER OF SALE (SALE NO. 01 – 03<sup>RD</sup> / 04<sup>TH</sup> JANUARY 2023)

Main Sale Order – 1 (Leafy / Semi Leafy / Tippy / Premium / 1A)	Main Sale Order – 2 (H & M / Off Grade / Dust)	Ex-Estate
LANKA COMMODITY BROKERS LTD	JOHN KEELLS PLC	FORBES & WALKER TEA BROKERS (PVT) LTD
JOHN KEELLS PLC	EASTERN BROKERS. LTD.	BARTLEET PRODUCE MARKETING (PVT) LTD
ASIA SIYAKA COMMODITIES PLC.	FORBES & WALKER TEA BROKERS (PVT) LTD	CEYLON TEA BROKERS PLC
EASTERN BROKERS. LTD.	MERCANTILE PRODUCE BROKERS (PVT) LTD	EASTERN BROKERS. LTD.
CEYLON TEA BROKERS PLC	LANKA COMMODITY BROKERS LTD	MERCANTILE PRODUCE BROKERS (PVT) LTD
FORBES & WALKER TEA BROKERS (PVT) LTD	ASIA SIYAKA COMMODITIES PLC.	LANKA COMMODITY BROKERS LTD
BARTLEET PRODUCE MARKETING (PVT) LTD	BARTLEET PRODUCE MARKETING (PVT) LTD	JOHN KEELLS PLC
MERCANTILE PRODUCE BROKERS (PVT) LTD	CEYLON TEA BROKERS PLC	ASIA SIYAKA COMMODITIES PLC.



## AUCTION DETAILS

Auction No.	01	
Dates	03 <sup>rd</sup> / 04 <sup>th</sup> January 2023	
	No. of Lots	Qty – kg
Ex Estate	613	677,842
Main Sale Total	9,299	4,366,056
High & Medium	1,337	601,093
Low Grown - Leafy	1,757	668,207
Low Grown - Semi Leafy	1,275	540,541
Low Grown Tippy	1,986	1,001,603
Premium / Flowery	394	63,461
Off Grades	2,081	1,043,298
Dust	469	447,853
Grand Total	9,912	5,043,898
Reprints	570	295,055
Total No. of Lots Offered	9,912	
Total Quantity Offered (kg)	5,043,898	

## PROMPT DATES

Auction No.	Buyers	Sellers
01	10/01/2023	11/01/2023



# COMMENTS



The Auction averages for the month of December 2022 recorded at Rs.1,454.24, is an increase of Rs.818.41 in comparison to December 2021 which was at Rs.635.83. When analyzing the respective elevations, the High Grown recorded an average of Rs.1,359.78 which is a positive variance of Rs.744.60 in comparison to Rs.615.18 in December 2021. Medium Grown too recorded a positive variance of Rs.669.37 with an average of Rs.1,237.86 when compared to Rs.568.49 in December 2021. Similarly, a positive variance of Rs.872.03 was also recorded in the Low Grown with an average of Rs.1,534.27 in comparison to Rs.662.24 in December 2021.

The 0.68Mkg of Ex estate teas on offer met with fair demand. Select Best Western High Grown BOPs were firm to dearer; the below best and plainer varieties were mostly firm. Select Best Western High Grown BOPFs were firm and gained selectively at the commencement of the sale, however declined as the sale progressed, the below best and plainer varieties too which were firm at the commencement of the sale declined as the sale progressed. Nuwara Eliya BOPs were irregular whilst there were hardly any BOPFs on offer. Uda Pussellawa BOPs were easier, the BOPFs were irregularly lower. UVA BOPs were firm, the BOPFs too maintained last levels. The Low grown CTC BP1s were substantially dearer, the High and Medium sorts were irregularly dearer. Low Grown CTC PF1s gained as the sale progressed, the High and Medium PF1s were firm to dearer following quality.

The 2.2Mkg of Low Grown teas which were on offer met with good demand. In the Leafy segment, OPs were dearer, OPAs appreciated a few rupees. OP1s were mostly dearer. In the Semi Leafy segment, BOP1s were dearer. Pekoe varieties were dearer. Pekoe1s were firm. In the Small Leaf segment, FBOPs were firm. FBOPF varieties continued to attract good demand. FBOPF1s were firm to easier. BOPF.SP, BOPF, BOP.SP and BOPs too met with fair demand. Select best Premium Flowery teas were lower to last, others were firm.

Turkey, Russia, Iran and the C.I.S countries lent fair support. Libya and Iraq were active.





## MARKET DESCRIPTION

### Western Teas

Select best BOPs were firm to Rs.50/- dearer at times following quality, the below best and plainer varieties were mostly firm on last levels at the commencement of the sale but declined irregularly as the sale progressed. Select best BOPFs too were firm with a few invoices gaining Rs.50/- to Rs.100/- at the commencement of the sale, the below best and plainer varieties were firm, however this demand diminished towards the latter part of the sale. Medium BOPs were firm, the BOPFs gained irregularly at times.

### Nuwara Eliya Teas

BOPs were irregular, there were hardly any BOPFs on offer this week.

### Uva Teas

Uva BOPs were firm, the BOPFs too were firm to a little easier following quality. Uda Pussellawa BOPs were irregularly dearer, the BOPFs too were tending irregular.

### CTC Teas

Low Grown BP1s gained substantially, the High and Medium sorts too were dearer by Rs.50/- to Rs.100/-. Low Grown PF1s gained selectively as the sale progressed, the High and Medium sorts were irregular following quality.

## QUOTATIONS

	BOP – RS.	BOPF – RS.
Good Westerns	1600 – 1750	1700 – 1900
Average Westerns	1500 – 1550	1500 – 1650
Plainer Westerns	1300 – 1480	1460 – 1480
Western Mediums	1000 – 2300	960 – 1060
Uva Teas	1280 – 1550	1260 – 1550
Nuwara Eliya Teas	1320 – 1500	1300
Uda Pussellawa Teas	980 – 1600	1100 – 1600
CTC (BP1 and PF1)	860 – 1420	710 – 2050





# MARKET DESCRIPTION

## Low Grown

Select best OP1s met with irregular demand, whilst the best and below best types were fully firm to dearer, stalky secondaries gained by Rs.50/- to Rs.100/-. Better twisted OPs were mostly dearer, below best sorts too met with improved demand. Select best OPAs were firm, others were firm to dearer. Better twisted BOP1s met with fair demand, bolder types were firm. Well-made Pekoes were firm to marginally easier, others maintained last levels. Shotty Pekoe1s along with the clean reducers were firm on last level.

Select best and best BOPs were firm, below best types were irregularly lower to last, secondary types were firm. BOP.SP and BOPF.SP met with fair demand. BOPFs followed a similar trend. Select best FBOPOF1s were firm, best FBOPF1s were lower by Rs.20/- to Rs.30/-, below best FBOPF1s were firm to easier by Rs.20/- to Rs.30/-, secondaries too were lower by Rs.20/- to Rs.30/-. Well-made FBOPs in the select best category were firm, best and below best types were lower by Rs.30/- to Rs.40/-, secondaries were firm. FBOPF varieties met with good demand. Select best Premium Flowery teas met with lower demand, others were firm.

**Off Grades** Select best and best FGS1s were dearer by Rs.30/- to Rs.50/-, below best and poorer types were firm. Select best and best BMs were dearer by Rs.20/- to Rs.40/-, below best and poorer types were dearer by Rs.10/- to Rs.30/-. All BPs were dearer by Rs.20/- to Rs.40/-. Select best BOP1As maintained on last levels whilst, best types were dearer by Rs.50/- to Rs.80/-, below best and poorer sorts were dearer by Rs.30/- to Rs.60/- and more at times.

## Dust

Select best and best Dust1s appreciated by Rs.10/-, below best types were firm to dearer by Rs.10/-, poorer sorts appreciated Rs.05/- to Rs.10/-. High and Medium CTCs were dearer by Rs.10/-. Low Grown CTCs appreciated by Rs.15/- to Rs.20/-. Low Grown Dust/Dust1s were dearer by Rs.5/- to Rs.10/-.



# QUOTATIONS

	Select Best	Best	Below Best	Others
<b>LIQUORING</b>				
DUST-1	1700.00 - 2000.00	1600.00 - 1690.00	1500.00 - 1590.00	1400.00 - 1490.00
<b>OFF GRADES</b>				
FGS1	1460.00 - 1600.00	1320.00 - 1450.00	900.00 - 1310.00	530.00 - 890.00
FGS	880.00 - 1100.00	780.00 - 870.00	640.00 - 770.00	420.00 - 630.00
<b>LOW GROWNS</b>				
FBOPF / FFSP / FFEXSP	4000.00 - 8750.00	3000.00 - 3800.00	2000.00 - 2800.00	1000.00 - 1900.00
BOP	2100.00 - 2700.00	1500.00 - 2000.00	1100.00 - 1400.00	850.00 - 1050.00
BOPSP	2000.00 - 2700.00	1500.00 - 1900.00	1100.00 - 1400.00	850.00 - 1050.00
BOPF	1800.00 - 2800.00	1300.00 - 1700.00	900.00 - 1200.00	700.00 - 820.00
FBOPF1	2100.00 - 2750.00	1700.00 - 2050.00	1400.00 - 1600.00	800.00 - 1350.00
FBOP	2200.00 - 3100.00	1700.00 - 2150.00	1400.00 - 1700.00	900.00 - 1200.00
BOP1	2500.00 - 3350.00	1950.00 - 2400.00	1600.00 - 1800.00	1400.00 - 1550.00
OP1	2500.00 - 3350.00	2100.00 - 2350.00	1800.00 - 2050.00	1400.00 - 1600.00
OP	1900.00 - 2250.00	1750.00 - 1850.00	1650.00 - 1750.00	900.00 - 1500.00
OPA	1850.00 - 2450.00	1650.00 - 1750.00	1350.00 - 1550.00	1000.00 - 1200.00
PEKOE	1950.00 - 2550.00	1750.00 - 1900.00	1500.00 - 1700.00	1200.00 - 1350.00
PEKOE1	2200.00 - 2550.00	1850.00 - 2150.00	1650.00 - 1800.00	1000.00 - 1400.00
DUST / DUST1	1000.00 - 1300.00	900.00 - 990.00	800.00 - 890.00	650.00 - 790.00





- **Top Prices**
- **Colombo Auction Averages**
- **National Elevational Averages**
- **All Brokers Private Sale Figures**



# TOP PRICES (SALE NO. 01 – 03<sup>RD</sup> / 04<sup>TH</sup> JANUARY 2023)



WESTERN HIGH			
BOP	*	<b>Venture</b>	<b>1900.00</b>
BOPSP		Queensberry	2000.00
BOPF/BOPFSP		Holyrood	1900.00
FBOP/FBOP1		Glenloch	2200.00
FBOPF/FBOPF1		Glenloch	2150.00
BOP1	*	<b>Venture</b>	<b>2300.00</b>
OP/OPA	*	<b>St Andrews</b>	<b>1750.00</b>
OP1	*	<b>Venture</b>	<b>2000.00</b>
PEKOE/PEKOE1		Glenloch	2150.00

UVA HIGH			
BOP	*	<b>Aislaby</b>	<b>1950.00</b>
BOPSP		Ranaya	1950.00
BOPF/BOPFSP		Uva Highlands	1800.00
FBOP/FBOP1		Gonamotawa	2050.00
FBOPF/FBOPF1	*	<b>Glenanore</b>	<b>2000.00</b>
	*	<b>Aislaby</b>	<b>2000.00</b>
		Oodoowerre	2000.00
		Ranaya	2000.00
BOP1	*	<b>Uva Highlands</b>	<b>1700.00</b>
		Aislaby	1700.00
OP/OPA		Mount Uva	1650.00
		Ampittiakande	1650.00
		Craig	1650.00
		Gonamotawa	1650.00
OP1		Oodoowerre	1900.00
		Gonamotawa	1900.00
PEKOE/PEKOE1	*	<b>Aislaby</b>	<b>2100.00</b>

NUWARA ELIYA			
BOP	*	<b>Kenmare</b>	<b>1320.00</b>
BOPSP		-	
BOPF/BOPFSP		Kenmare	1300.00
FBOP/FBOP1		Court Lodge	1600.00
OP/OPA		-	
PEKOE/PEKOE1		Court Lodge	1700.00

WESTERN MEDIUM			
BOP		Doombagastalawa	2300.00
BOPSP	*	<b>Nayapane</b>	<b>2250.00</b>
BOPF/BOPFSP		Craighead	1700.00
FBOP/FBOP1		Doombagastalawa	2400.00
FBOPF/FBOPF1		Dartry Valley	2350.00
BOP1		Dartry Valley	2450.00
OP/OPA		Dartry Valley	1750.00
OP1		Craighead	2200.00
PEKOE/PEKOE1	++	Uplands	2550.00

UVA MEDIUM			
BOP	*	<b>Demodera 'S'</b>	<b>2050.00</b>
BOPSP	*	<b>Sarnia Plaiderie</b>	<b>1900.00</b>
BOPF/BOPFSP		Dickwella	2000.00
FBOP/FBOP1	*	<b>Demodera 'S'</b>	<b>2050.00</b>
	*	<b>Wewesse</b>	<b>2050.00</b>
FBOPF/FBOPF1	*	<b>Sarnia Plaiderie</b>	<b>2150.00</b>
BOP1	*	<b>Telbedde</b>	<b>2450.00</b>
OP/OPA		Aruna Passara	1750.00
OP1		Wewesse	2000.00
		Tinioya	2000.00
PEKOE/PEKOE1	*	<b>Sarnia Plaiderie</b>	<b>2150.00</b>

CTC LOW			
PF1	*	<b>Hingalgoda CTC</b>	<b>2050.00</b>
BP1	*	<b>Ceciliyan CTC</b>	<b>1420.00</b>
BPS	*	<b>Canora CTC</b>	<b>1000.00</b>
OF		-	

UDA PUSSELLAWA			
BOP		Kirklees	1600.00
BOPSP		Delmar	1650.00
BOPF/BOPFSP		Kirklees	1600.00
FBOP/FBOP1		Gampaha	1850.00
FBOPF/FBOPF1		Alma	1950.00
BOP1		Delmar	1700.00
OP/OPA		Delmar	1550.00
OP1		Delmar	1100.00
PEKOE/PEKOE1		Blairlomond	2000.00

CTC HIGH			
PF1		Ulugedara CTC	1380.00
		Dunsinane CTC	1380.00
BP1	*	<b>Dunsinane CTC</b>	<b>1300.00</b>
BPS			
OF			

CTC MEDIUM			
PF1		New Peacock CTC	1380.00
BP1	*	<b>Delta CTC</b>	<b>1400.00</b>
BPS	*	<b>Donside CTC</b>	<b>1100.00</b>
OF			



# TOP PRICES (SALE NO. 01 – 03<sup>RD</sup> / 04<sup>TH</sup> JANUARY 2023)



LOW			
BOP		Pothotuwa	2700.00
BOPSP		Lumbini	2700.00
BOPF		Sithaka	2800.00
BOPFSP		Wathurawila	2300.00
	*	<b>Broadlands S.H</b>	<b>2250.00</b>
FBOP		Sithaka	3100.00
FBOP1		New J.S.P	2850.00
FBOPF		Lumbini	3000.00
FBOPF1		New Rekadahena	2750.00
BOP1		Pothotuwa	3350.00
OP1		Pothotuwa	3350.00
OP		Liyonta	2250.00
OPA		Liyonta	2450.00
PEKOE		Green House	2550.00
PEKOE1		Galatara	2550.00
		New Vithanakanda	2550.00

PREMIUM			
FBOPFSP		New Hopewell	8750.00
FBOPFEXSP		Nayapane	7100.00
FBOPFEXSP1		Brombil	8350.00

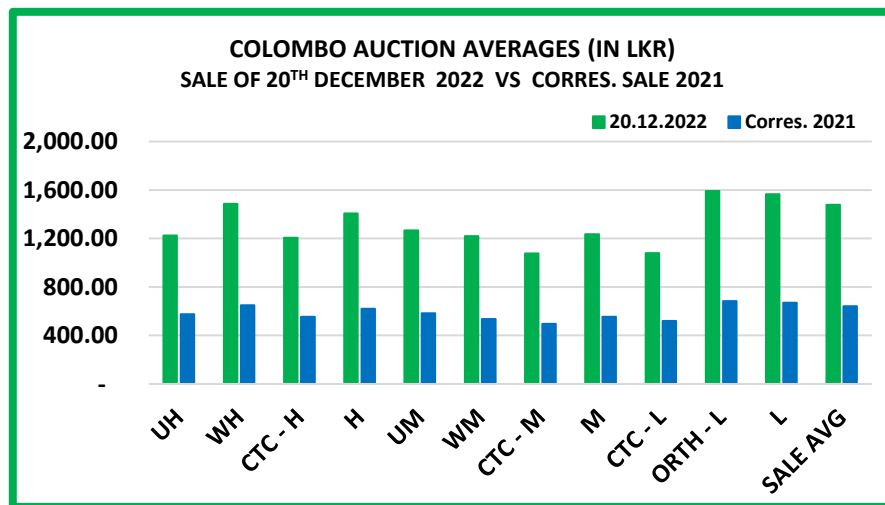
DUST			
DUST1		St.Coombs	2000.00
P.DUST	*	<b>Ceciliyan CTC</b>	<b>1850.00</b>

OFF GRADES			
FNGS/FNGS1		Holyrood	1600.00
		Somerset	1600.00
PFNGS	*	<b>Hingalgoda CTC</b>	<b>1700.00</b>
BM		Gunawardena	1700.00
BP		Maratenne	1650.00
BOP1A		Chandrika Estate	1900.00

**\*\* MORE THAN ONE TOP PRICE OBTAINED**  
**\* TEAS SOLD BY JOHN KEELLS PLC**  
**+ ALL TIME RECORD PRICE**  
**++ ALL TIME RECORD PRICE EQUALED**



# COLOMBO AUCTION AVERAGES

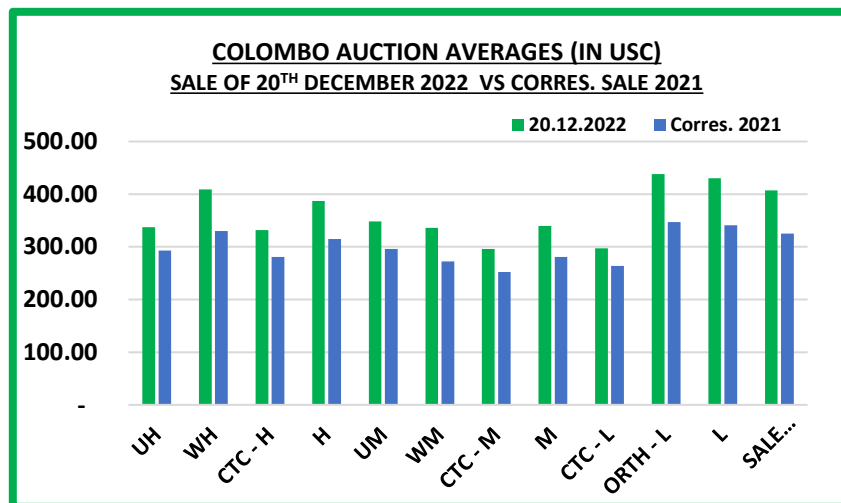


	Sale of 14/12/2022In LKR	Sale of 20/12/2022 In LKR	Corres. 2021 In LKR
Uva High Grown	1180.91	1223.67	576.04
Western High Grown	1451.32	1485.90	649.13
CTC High Grown	1170.16	1205.80	553.14
<b>Summary of High Grown</b>	<b>1360.84</b>	<b>1406.38</b>	<b>620.15</b>
Uva Medium Grown	1269.31	1265.95	582.12
Western Medium Grown	1239.04	1219.87	535.75
CTC Medium Grown	1092.80	1076.74	495.06
<b>Summary of Medium Grown</b>	<b>1250.44</b>	<b>1236.26</b>	<b>553.33</b>
CTC Low Grown	977.83	1079.92	519.91
Orthodox Low Grown	1585.19	1591.93	683.26
<b>Summary of Low Grown</b>	<b>1547.76</b>	<b>1563.93</b>	<b>670.79</b>
<b>TOTAL SALE AVERAGE</b>	<b>1470.05</b>	<b>1478.47</b>	<b>640.27</b>





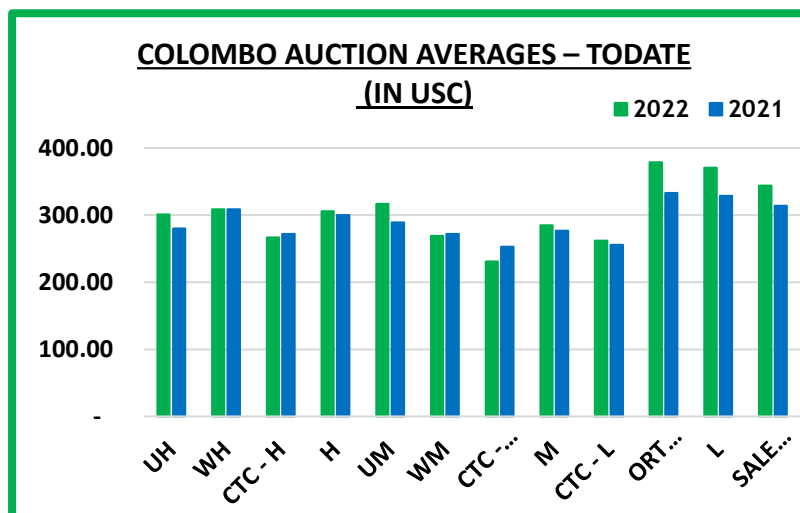
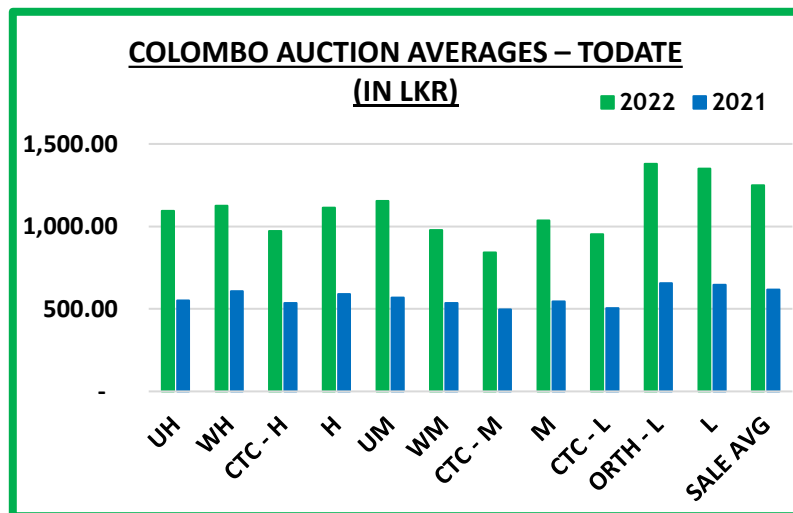
# COLOMBO AUCTION AVERAGES



	Sale of 14/12/2022 In USC	Sale of 20/12/2022 In USC	Corres. 2021 In USC
Uva High Grown	325	337	293
Western High Grown	400	409	330
CTC High Grown	322	332	281
<b>Summary of High Grown</b>	<b>375</b>	<b>387</b>	<b>315</b>
Uva Medium Grown	350	348	296
Western Medium Grown	341	336	272
CTC Medium Grown	301	296	252
<b>Summary of Medium Grown</b>	<b>344</b>	<b>340</b>	<b>281</b>
CTC Low Grown	269	297	264
Orthodox Low Grown	437	438	347
<b>Summary of Low Grown</b>	<b>426</b>	<b>430</b>	<b>341</b>
<b>TOTAL SALE AVERAGE</b>	<b>405</b>	<b>407</b>	<b>325</b>



# COLOMBO AUCTION AVERAGES



January to Date (Sale No.50)	2022 LKR	2021 LKR	2022 USC	2021 USC
Uva High Grown	1094.27	551.23	301	280
Western High Grown	1124.87	607.67	309	309
CTC High Grown	972.77	535.81	267	272
<b>Summary of High Grown</b>	<b>1114.30</b>	<b>589.84</b>	<b>306</b>	<b>300</b>
Uva Medium Grown	1153.75	569.37	317	289
Western Medium Grown	977.94	535.16	269	272
CTC Medium Grown	841.78	497.26	231	253
<b>Summary of Medium Grown</b>	<b>1035.47</b>	<b>545.89</b>	<b>285</b>	<b>277</b>
CTC Low Grown	951.99	504.04	262	256
Orthodox Low Grown	1379.88	655.27	379	333
<b>Summary of Low Grown</b>	<b>1350.65</b>	<b>646.67</b>	<b>371</b>	<b>329</b>
<b>TOTAL SALE AVERAGE</b>	<b>1250.24</b>	<b>617.82</b>	<b>344</b>	<b>314</b>



# COLOMBO AUCTION AVERAGES

FROM 01 <sup>ST</sup> TO 20 <sup>TH</sup> DECEMBER 2022	LKR
Uva High Grown	1215.62
Western High Grown	1474.10
<b>Summary of High Grown</b>	<b>1387.62</b>
Uva Medium Grown	1267.26
Western Medium Grown	1219.05
<b>Summary of Medium Grown</b>	<b>1236.50</b>
<b>Summary of Low Grown</b>	<b>1538.04</b>
<b>TOTAL SALE AVERAGE</b>	<b>1463.18</b>



# NATIONAL ELEVATIONAL AVERAGES

## NATIONAL ELEVATIONAL AVERAGES – DECEMBER 2022

Elevation	MONTH		TODATE	
	QUANTITY - KG	AVERAGE - RS. / KG	QUANTITY - KG	AVERAGE - RS. / KG
<b>ORTHODOX</b>				
UVA-HIGH	846,942	1,221.87	16,431,571	1,092.63
WESTERN-HIGH	1,494,294	1,510.75	28,619,720	1,147.75
UVA-MEDIUM	776,035	1,267.49	13,473,951	1,139.05
WESTERN-MEDIUM	945,995	1,263.14	19,910,232	1,026.72
LOW	8,454,233	1,580.62	138,717,413	1,381.96
<b>TOTAL</b>	<b>12,517,499</b>	<b>1,504.60</b>	<b>217,152,887</b>	<b>1,281.56</b>
<b>CTC</b>				
UVA-HIGH	37,520	1,205.59	1,088,716	1,052.67
WESTERN-HIGH	199,546	1,198.82	3,402,681	973.34
WESTERN-MEDIUM	359,311	1,088.38	6,993,734	836.82
LOW	682,763	1,026.26	12,923,031	938.12
<b>TOTAL</b>	<b>1,279,140</b>	<b>1,075.89</b>	<b>24,408,162</b>	<b>919.11</b>
<b>OTH/CTC</b>				
UVA-HIGH	884,462	1,221.18	17,520,287	1,090.15
WESTERN-HIGH	1,693,840	1,474.01	32,022,401	1,129.22
UVA-MEDIUM	776,035	1,267.49	13,473,951	1,139.05
WESTERN-MEDIUM	1,305,306	1,215.04	26,903,966	977.35
LOW	9,136,996	1,539.19	151,640,444	1,344.13
<b>TOTAL</b>	<b>13,796,639</b>	<b>1,464.85</b>	<b>241,561,049</b>	<b>1,244.93</b>
<b>GREEN</b>				
UVA-HIGH	884,462	1,221.18	17,520,287	1,090.15
WESTERN-HIGH	1,693,840	1,474.01	32,022,401	1,129.22
UVA-MEDIUM	776,035	1,267.49	13,473,951	1,139.05
WESTERN-MEDIUM	1,305,306	1,215.04	26,903,966	977.35
LOW	9,136,996	1,539.19	151,640,444	1,344.13
<b>TOTAL</b>	<b>13,796,639</b>	<b>1,464.85</b>	<b>241,561,049</b>	<b>1,244.93</b>





# NATIONAL ELEVATIONAL AVERAGES – Continued;

<b>ORGANIC TEAS</b>				
UVA-HIGH	20,690	1,601.41	247,870	1,341.62
WESTERN-HIGH	13,470	1,126.35	80,070	1,098.31
UVA-MEDIUM	0	0	117,140	1,016.78
WESTERN-MEDIUM	5,720	2,078.63	204,058	1,437.91
LOW	4,708	3,570.50	75,075	2,955.98
<b>TOTAL</b>	<b>44,588</b>	<b>1,727.03</b>	<b>724,212</b>	<b>1,456.66</b>
<b>SPECIAL TEA</b>				
UVA-HIGH	36	13,055.56	475	14,843.26
WESTERN-HIGH	112	18,415.18	70,063	3,038.21
UVA-MEDIUM	6	19,583.33	152	15,937.29
WESTERN-MEDIUM	5,224	1,687.02	92,528	1,216.46
LOW	339	6,034.37	3,036	9,348.31
<b>TOTAL</b>	<b>5,717</b>	<b>2,362.89</b>	<b>166,253</b>	<b>2,185.04</b>
<b>BLACK TEA SALES FROM REFUSE TEA PROCESSING CENTRES</b>				
UVA-HIGH	52,456	733.36	960,979	594.97
WESTERN-HIGH	94,406	841.15	1,764,484	670.88
UVA-MEDIUM	10,810	740.88	182,857	644.03
WESTERN-MEDIUM	20,090	692.97	405,340	618.89
LOW	70,546	740.05	1,120,466	631.72
<b>TOTAL</b>	<b>248,308</b>	<b>773.30</b>	<b>4,434,126</b>	<b>638.67</b>
<b>COMPOSITE NATIONAL AVERAGES</b>				
HIGH GROWN	2,833,074	1,359.78	53,721,106	1,093.10
MEDIUM GROWN	2,171,110	1,237.86	42,079,067	1,030.82
LOW GROWN	9,212,589	1,534.27	152,839,022	1,339.86
<b>ALL TEA AVERAGE</b>	<b>14,216,773</b>	<b>1,454.24</b>	<b>248,639,195</b>	<b>1,234.24</b>



# ALL BROKERS PRIVATE SALE FIGURES (FOR THE PERIOD – 19<sup>TH</sup> TO 31<sup>ST</sup> DECEMBER 2022)

	WEEKLY	TODATE
High & Medium	44,031.00	2,042,107.70
Low	7,946.00	352,451.95
Green Tea	51,136.00	1,460,409.30
Organic Tea	12,472.00	457,970.43
BMF	73,903.00	5,724,170.00
Direct Sales	-	-
Forward Contract	44,150.00	1,957,010.00





- **Crop and Weather**
- **Crop Figures**
- **Tea News**
- **Holiday Notice**

## **CROP AND WEATHER - FOR THE PERIOD OF – 26<sup>TH</sup> DECEMBER 2022 TO 01<sup>ST</sup> JANUARY 2023**



### **Western**

Dry mornings with dull evenings were recorded in Bogowantalawa whilst, bright weather conditions were reported throughout the day in Agarapatana and Dickoya.



### **Nuwara Eliya**

Bright weather conditions were experienced throughout the week in Nuwara Eliya and Kandapola districts.



### **Uva**

Dry weather was recorded in Lunugala and Haputale whilst, bright mornings with dull evenings were reported throughout the week in Badulla.



### **Low Grown**

Bright weather conditions were experienced throughout the day in Rathnapura, Deniyaya and Galle districts.



### **Crop**

Crop intakes are moderate to low.

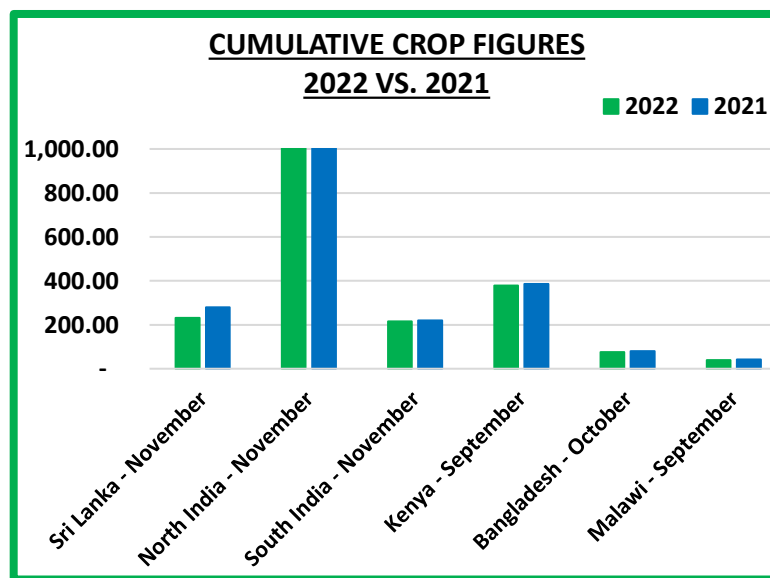
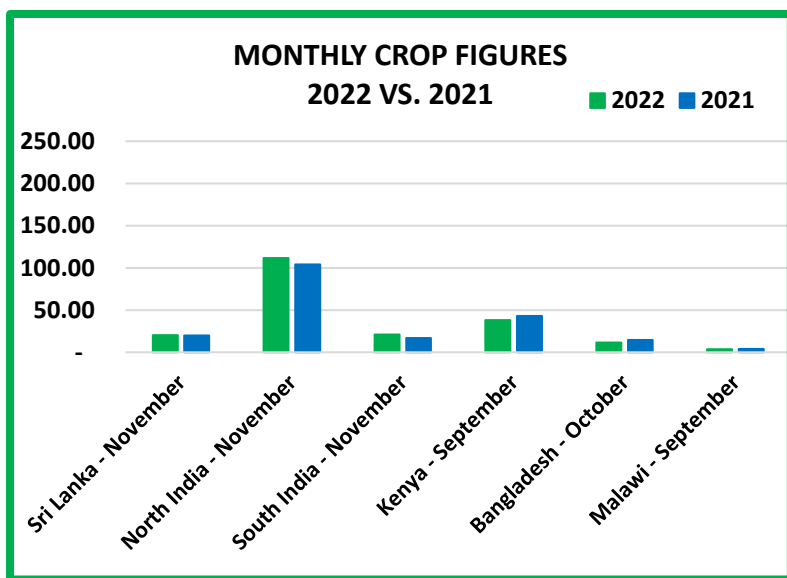




# CROP FIGURES OF MAJOR PRODUCING & EXPORTING COUNTRIES

Country	Month	2022	2021	Cumulative + Inc. / Dec.	Cumulative	2022	2021	Cumulative + Inc. / Dec.
Sri Lanka	November	20.24	20.06	+ 0.18	Upto November	231.86	278.96	- 47.10
North India	November	111.60(E)	104.10	+ 7.50	Upto November	1062.40(E)	1057.10	+ 5.30
South India	November	21.20(E)	16.70	+ 4.50	Upto November	215.60(E)	220.00	- 4.40
Kenya	September	38.19	43.18	- 4.99	Upto September	378.30	385.63	- 7.33
Bangladesh	October	11.38	14.58	- 3.20	Upto October	75.21	79.33	- 4.12
Malawi	September	3.63	4.03	- 0.40	Upto September	39.30	42.50	- 3.20

(E) - Estimated



# TEA NEWS AROUND THE GLOBE



## CHITTAGONG MARKET

SALE NO.35 – 02<sup>ND</sup> JANUARY 2023

**CTC LEAF:** 61,310 packages of Current Season teas on offer commenced on a fairly strong note but demand slackened with the progress of sale.

**BROKENS:** A small weight of good Brokens on offer initially met with a fairly strong demand and prices moved upwards but demand slackened somewhat as the sale progressed often declining by Tk.5/- and Tk.8/- with some withdrawals. Mediums followed a similar trend whilst plain varieties met with less interest and prices eased further with heavier withdrawals. BLFs met with fair demand at steady rates but there were several withdrawals.

**FANNINGS:** A few best Fannings on offer initially met with a strong demand but substantially lost in value with the progress of sale and there were fair withdrawals in this category. Mediums likewise, followed a similar trend. Plain teas met with some interest but were generally much easier than last with more withdrawals. BLFs met with fair demand at steady rates but there were several withdrawals.

**CTC DUST:** 12,358 packages of Current Season teas on offer met with fair demand. Good liquoring Dusts attracted good demand around last levels. CDs were in fair demand and sold Tk. 8/- to Tk.10/- below last levels. Mediums also met with fair demand with some withdrawals. Plain and BLF Dusts saw only some demand with fair withdrawals. Blenders were fairly active with some interest from the Loose tea buyers.

**COMMENTS:** There was a larger weight of tea on offer and also a heavier weight of plain teas catalogued this week. As aforesaid, demand was fairly strong particularly for good teas at the beginning but declined towards the close with quite a lot of withdrawals. Blenders were fairly active with some interest from the Loose tea buyers.

Dusts sold well.

**Our catalogue: (Sale 35) Avg: Tk 221.17, Sold 66.5 % & (Sale 34) Avg: Tk 216.36, sold 75.4 %.**

### Quotations – This Week – (In Taka)

Brokens	This Week	Last Week	Fannings	This week	Last Week	Dust	This week	Last Week
Large	215-225	215-225	Best	225-245	230-240	PD	195-277	200-277
Medium	210-220	210-222	Good	215-220	215-225	RD	107-279	125-331
Small	212-225	215-225	Medium	200-210	205-212	D	130-293	141-330
Plain	170-185	170-190	Plain	175-185	180-190	CD	162-301	153-330
BLF	130-150	125-145	BLF	130-150	125-145	BLF	145-205	130-178

Exchange Rates 02<sup>nd</sup> January 2023 Sterling Pound: Tk. 122.5613, dollar: Tk. 102.0000

SOURCE : NATIONAL BROKERS LTD



## SILIGURI MARKET

SALE NO. 52 – SALE OF 30<sup>TH</sup> DECEMBER 2022

### 1. MARKET DESCRIPTION :

- Demand – fair for leaf and good for dust.
- Prices eased irregularly.
- Fannings and dusts continued to outperform the broken.
- Internal trade and traditional blenders were active with selective support from exporters.

### 2. TOTAL AUCTION WEIGHTED AVERAGE ( ₹ )

	2022-23			2021-22			UPTO SALE - 52		
	SALE - 52	SALE - 51	+/-	SALE - 52	SALE - 51	+/-	2022-23	2021-22	2020-21
CTC	154.64	158.17	-3.53	165.42	173.14	-7.72	182.13	182.43	210.61
DUST	156.07	166.31	-10.24	163.46	164.78	-1.32	179.14	170.36	204.15
TOTAL	154.78	158.99	-4.21	165.22	172.21	-6.99	181.80	181.06	209.83

## GUWAHATI MARKET

SALE NO. 52 – SALE OF 30<sup>TH</sup> DECEMBER 2022

### 1. Market description :

- Fair demand. All sorts eased in line with quality. Some cleaner / blacker and liquoring varieties were well competed for.
- Premium Dust's were in demand which were firm to occasionally dearer.
- Major blenders operated. Western India buyers were active on all liquoring types.
- Internal buyers lent useful support at however reduced levels.
- Percentage of teas selling in the range of Rs. 100-150 showed an increase.
- Exporters were selective on bolder broken at lower levels.

### 2. TOTAL AUCTION WEIGHTED AVERAGE ( ₹ )

	2022-23			2021-22			UPTO SALE - 52		
	SALE - 52	SALE - 51	+/-	SALE - 52	SALE - 51	+/-	2022-23	2021-22	2020-21
CTC	153.87	158.96	-5.09	162.28	167.82	-5.54	195.50	186.88	229.45
DUST	162.21	165.73	-3.52	162.20	166.72	-4.53	198.30	182.69	240.31
TOTAL	155.97	160.74	-4.76	162.26	167.51	-5.26	196.27	185.65	232.98

SOURCE: PARCON INDIA PVT LTD





# TEA NEWS AROUND THE GLOBE

## KOLKATA ORTHODOX / CTC MARKET

SALE NO. 52 – SALE OF 30<sup>TH</sup> DECEMBER 2022

### 1. Market Description :

- Fair demand.
- Levels were irregularly lower following quality.
- Stalkier, browner sorts were discounted and often neglected.
- Percentage of teas selling below Rs.125/- saw an increase of 6%, compared to the previous week.
- Exporters to the Middle East & CIS operated. There was some support from the internal section.

	WHOLE LEAF		BROKENS		FANNINGS
	1ST LINE	2ND LINE	LARGER	SMALLER	LEAFY
BEST	290-330+	280-300	260-290+(N)	240-270+(N)	NQ
GOOD	240-280	230-270	210-250	200-230	150-170+
MEDIUM	200-230	180-220	180-210	170-200	110-140

### 1. Market description :

- Demand – fair for leaf & good for dust.
- Assams/Cachars were irregular & often tended lower. Good Dooars were around last, while the plainer sorts tended easier & witnessed some withdrawals.
- Liquoring Assam Fannings continue to be well competed for.
- Major blenders were mainstay, with HUL being more active in the dust segment. Wi buyers operated.
- Exporters, other packers & internal trade lent fair support.

### 2. TOTAL AUCTION WEIGHTED AVERAGE ( ₹ )

	2022-23			2021-22			UPTO SALE - 52		
	SALE - 52	SALE - 51	+/-	SALE - 52	SALE - 51	+/-	2022-23	2021-22	2020-21
CTC	180.26	183.85	-3.59	190.72	190.65	0.07	216.99	209.81	237.27
DUST	190.20	194.34	-4.15	193.68	206.77	-13.08	238.10	215.57	250.20
TOTAL	183.25	186.73	-3.48	191.55	195.19	-3.64	222.95	211.43	241.14

SOURCE: PARCON INDIA PVT LTD





# UPCOMING AUCTION DETAILS

Auction No.	03		02	
Dates	17 <sup>th</sup> / 18 <sup>th</sup> January 2023		10 <sup>th</sup> / 11 <sup>th</sup> January 2023	
	No. of Lots	Qty – kg	No. of Lots	Qty – kg
Ex-Estate	713	796,994	646	730,281
Main Sale Total	9,279	4,365,292	9,261	4,340,936
High & Medium	1,308	574,981	1,175	515,509
Low Grown – Leafy	1,719	642,856	1,721	646,054
Low Grown – Semi Leafy	1,360	579,044	1,404	609,511
Low Grown Tippy	1,972	989,611	2,077	1,061,139
Premium / Flowery	353	56,012	382	60,539
Off Grades	2,075	1,041,150	2,035	1,001,492
Dust	492	481,638	467	446,692
Grand Total	9,992	5,162,286	9,907	5,071,217
Reprints	583	288,416	573	307,244
<b>Total No. of Lots on Offer</b>	<b>9,992</b>		<b>9,907</b>	
<b>Total Quantity on Offer (kg)</b>	<b>5,162,286</b>		<b>5,071,217</b>	



## SCHEDULED CLOSING DATES

Auction No.	Date of Sale	Ex-Estate	Main Sale
04	24 <sup>th</sup> / 25 <sup>th</sup> January 2023	05/01/2023	05/01/2023
05	30 <sup>th</sup> / 31 <sup>st</sup> January 2023	12/01/2023	12/01/2023
06	07 <sup>th</sup> / 08 <sup>th</sup> February 2023	19/01/2023	19/01/2023

## PROMPT DATES

Auction No.	Buyers	Sellers
02	17/01/2023	18/01/2023
03	24/01/2023	25/01/2023
04	31/01/2023	01/02/2023



## ORDER OF SALE (SALE NO. 02 – 10<sup>TH</sup> / 11<sup>TH</sup> JANUARY 2023)

Main Sale Order – 1 (Leafy / Semi Leafy / Tippy / Premium / 1A)	Main Sale Order – 2 (H & M / Off Grade / Dust)	Ex-Estate
JOHN KEELLS PLC	EASTERN BROKERS. LTD.	CEYLON TEA BROKERS PLC
ASIA SIYAKA COMMODITIES PLC.	FORBES & WALKER TEA BROKERS (PVT) LTD	EASTERN BROKERS. LTD.
CEYLON TEA BROKERS PLC	MERCANTILE PRODUCE BROKERS (PVT) LTD	MERCANTILE PRODUCE BROKERS (PVT) LTD
FORBES & WALKER TEA BROKERS (PVT) LTD	LANKA COMMODITY BROKERS LTD	LANKA COMMODITY BROKERS LTD
EASTERN BROKERS. LTD.	ASIA SIYAKA COMMODITIES PLC.	<b>JOHN KEELLS PLC</b>
BARTLEET PRODUCE MARKETING (PVT) LTD	BARTLEET PRODUCE MARKETING (PVT) LTD	ASIA SIYAKA COMMODITIES PLC.
MERCANTILE PRODUCE BROKERS (PVT) LTD	CEYLON TEA BROKERS PLC	BARTLEET PRODUCE MARKETING (PVT) LTD
LANKA COMMODITY BROKERS LTD	<b>JOHN KEELLS PLC</b>	FORBES & WALKER TEA BROKERS (PVT) LTD

[ DB : HR / SG ]



# HOLIDAY NOTICE



**We wish to inform all our valued Clients that our Head Office, Sample Room and Stores will be closed for business on the following day.**

**06<sup>TH</sup> January**

**Friday**

**Duruthu Full Moon Poya Day.**





“

I cannot say whether things will get better if we change;  
what I can say is they must change if they are to get  
better— *Georg C. Lichtenberg*

”