



WISH YOU A VERY  
**HAPPY**  
**NEW YEAR**  
**2022**

---

TO YOU AND YOUR  
FAMILY

FROM ALL AT JOHN KEELLS PLC



# TEA MARKET REPORT

## JOHN KEELLS PLC

**SALE NO. 01 – 04<sup>TH</sup> / 05<sup>TH</sup> JANUARY 2022**

# ORDER OF SALE (SALE NO. 01 – 04<sup>TH</sup> / 05<sup>TH</sup> JANUARY 2022)

Main Sale Order – 1 (Leafy / Semi Leafy / Tippy / Premium / 1A)	Main Sale Order – 2 (H & M / Off Grade / Dust)	Ex-Estate
Mercantile Produce Brokers (Pvt) Ltd	<b>JOHN KEELLS PLC</b>	Lanka Commodity Brokers Ltd
Forbes & Walker Tea Brokers (Pvt) Ltd	Eastern Brokers. Ltd.	Ceylon Tea Brokers PLC
Bartleet Produce Marketing (Pvt) Ltd	Forbes & Walker Tea Brokers (Pvt) Ltd	Mercantile Produce Brokers (Pvt) Ltd
Eastern Brokers. Ltd.	Mercantile Produce Brokers (Pvt) Ltd	<b>JOHN KEELLS PLC</b>
Ceylon Tea Brokers PLC	Lanka Commodity Brokers Ltd	Asia Siyaka Commodities PLC.
<b>JOHN KEELLS PLC</b>	Asia Siyaka Commodities PLC.	Forbes & Walker Tea Brokers (Pvt) Ltd
Asia Siyaka Commodities PLC.	Bartleet Produce Marketing (Pvt) Ltd	Bartleet Produce Marketing (Pvt) Ltd
Lanka Commodity Brokers Ltd	Ceylon Tea Brokers PLC	Eastern Brokers. Ltd.





# AUCTION DETAILS

Auction No.	01	
Dates	04 <sup>th</sup> / 05 <sup>th</sup> January 2022	
	No. of Lots	Qty – kg
Ex Estate	563	618,821
Main Sale Total	9,186	4,310,605
High & Medium	1,180	552,099
Low Grown - Leafy	1,843	707,212
Low Grown - Semi Leafy	1,289	525,163
Low Grown Tippy	1,742	832,421
Premium / Flowery	393	61,635
Off Grades	2,249	1,173,325
Dust	490	458,750
Grand Total	9,749	4,929,426
Reprints	487	252,110
<b>Total No. of Lots Offered</b>	<b>9,749</b>	
<b>Total Quantity Offered (kg)</b>	<b>4,929,426</b>	

## PROMPT DATES

Auction No.	Buyers	Sellers
01	11/01/2022	12/01/2022



# COMMENTS

The Auction averages for the month of December 2021 recorded at Rs. 635.83, shows a decline of Rs.8.24 in comparison to the 2020 December figure of Rs.644.07. When analyzing the respective elevation averages for the month of December 2021, the High Grown recorded an average of Rs.615.18 which is a negative variance of Rs.21.58 in comparison to Rs.636.76 in December 2020. Medium Grown too recorded a negative variance of Rs.21.10 with an average of Rs.568.49 when compared to Rs.589.59 in December 2020. Meanwhile Low Grown recorded an average of Rs.662.24 which is a positive variance of 47 cents in comparison to Rs.661.77 in December 2020.

The 0.62Mkg of Ex estate teas on offer met with good demand. Select Best Western High Grown BOPs were firm to dearer. The below best and plainer varieties too followed a similar trend. Select Best Western High Grown BOPFs were substantially dearer. The below best and plainer sorts gained as the sale progressed. Nuwara Eliya BOPs were barely steady, the BOPFs were mostly firm. Udupusellawa BOPs were irregularly easier, the BOPFs appreciated. Uva BOPs were firm, BOPFs appreciated. Low Grown CTC BP1s were irregularly lower, the High and Medium sorts were firm to dearer at times. CTC PF1s from all elevations were dearer.

The 2.0Mkg of Low Grown teas which were on offer met with good demand. Select best OP1s were dearer, best and below best varieties too followed a similar trend. Select best and best BOP1s met with strong demand. Select best and best OPs were firm, below best varieties gained a few rupees. Well-made OPAs were irregularly lower, below best varieties were firm. Bold Pekoes were firm on last. Well-made Shotty Pekoe1s were dearer, others too met with improved demand. In the Small Leaf segment, select best BOP.SP/BOPF.SP and BOPFs were firm. Select best and best BOPs gained following quality. Select best and best FBOPs gained a few rupees, others too attracted fair interest. All FBOPF1s were dearer. FBOPF varieties maintained last levels. Premium Flowery teas were dearer.

Turkey, Russia, Iran and the C.I.S. countries lent fair support. Libya and Iraq were active.

## ALL TIME RECORD PRICE OBTAINED IN THE JK PLC CATALOGUE

Garden Mark	Grade	Price Rs.	Category	Management Company/ Proprietor
Mattakelle	Dust1	1200/-	Dust	Talawakelle Tea Estates PLC



## MARKET DESCRIPTION

### Western Teas

Select best BOPs were dearer by Rs.20/- to Rs.30/- and more, below best and plainer varieties too followed a similar trend. Select best BOPFs were dearer by Rs.30/- to Rs.50/-, below best and plainer varieties too were dearer by Rs.20/- to Rs.30/- and more as the sale progressed. Medium BOPs gained Rs.30/- to Rs.40/-, the BOPFs too were firm to dearer by Rs.20/- to Rs.30/-.

### Nuwara Eliya Teas

BOPs were barely steady, the BOPFs too maintained last levels with improved absorption.

### Uva Teas

BOPs were firm, the BOPFs gained Rs.20/- to Rs.30/-. Uda pussellawa BOPs were barely steady, the BOPFs appreciated substantially following quality.

### CTC Teas

Low Grown BP1s were irregularly lower, the High and Medium sorts were firm to a little dearer. Low Grown PF1s gained Rs.20/- to Rs.30/-, the High and Medium sorts too were dearer by Rs.20/- to Rs.30/-.

## QUOTATIONS

	BOP – RS.	BOPF – RS.
Good Westerns	710 – 840	740 – 830
Average Westerns	630 – 700	670 – 720
Plainer Westerns	550 – 620	620 – 660
Western Mediums	650 – 690	450 – 730
Uva Teas	520 – 680	630 – 740
Nuwara Eliya Teas	580 – 690	650 – 670
Uda Pussellawa Teas	500 – 650	540 – 690
CTC (BP1 and PF1)	450 – 660	430 – 870





# MARKET DESCRIPTION

## Low Grown

Wiry OP1s were firm to dearer by Rs.30/- to Rs.40/- and more on quality, others too maintained last levels. Well-made BOP1s improved by Rs.30/- to Rs.40/-, others too were firm to dearer. Well-made Ops were mainly firm, below best types were irregular. Select best OPAs declined irregularly, best and below best types maintained last levels. Select best and best Pekoes maintained last levels, reducers shed marginally. Shotty Pekoe1s gained by Rs.20/- or more on most occasions, others too met with better demand.

Select best well-made BOPs were dearer by Rs.5/- to Rs.10/-, best and below best types were firm, secondary types were dearer by Rs.5/- to Rs.10/-. Select best and best BOP.SP.s and BOPF.SP.s met with good demand, others were firm. BOPFs followed a similar trend. Select best and best FBOPF1s were dearer by Rs.5/- to Rs.10/- and more following quality, others were firm. Well-made FBOPs in the select best category met with good demand, best types were dearer by Rs.5/- to Rs.10/-, below best and secondary types were firm. FBOPF varieties met with good demand. All Premium Flowery teas were dearer by Rs. 10/- to Rs.20/-.

## Off Grades

Select best and best FGS1s were dearer by Rs.40/- to Rs.50/-, below best and poorer types were dearer by Rs.30/- to Rs.40/-. Select best and best BM.s were dearer by Rs.10/- to Rs.20/-, below best and poorer types showed a similar trend. All BP.s were dearer by Rs.10/- to Rs.20/-. All BOP1As were dearer by Rs.10/- to Rs.20/-.

## Dust

Select best and best Dust1s appreciated Rs.10/- to Rs.20/-, below best types were firm to dearer by Rs.10/-, poorer sorts were dearer by Rs.10/-. Best High & Medium CTCs appreciated Rs.20/-. Low Grown CTCs were dearer by Rs.10/- to Rs.20/-. Low Grown Dust / Dust1s appreciated Rs.10/- to Rs.20/-.



# QUOTATIONS

	Select Best	Best	Below Best	Others
<b>LIQUORING</b>				
DUST-1	730.00 - 1200.00	650.00 – 710.00	600.00 - 640.00	550.00 - 590.00
<b>OFF GRADES</b>				
FGS1	660.00 - 700.00	610.00 - 650.00	500.00 - 600.00	370.00 - 490.00
FGS	540.00 - 620.00	500.00 - 530.00	420.00 - 490.00	350.00 - 410.00
<b>LOW GROWNS</b>				
FBOPF / FFSP / FFEXSP	2400.00 - 3700.00	1300.00 - 2200.00	800.00 - 1100.00	650.00 - 740.00
BOP	880.00 - 1160.00	710.00 - 870.00	600.00 - 700.00	480.00 - 580.00
BOPSP	820.00 - 1120.00	630.00 - 780.00	550.00 - 620.00	420.00 - 530.00
BOPF	720.00 - 940.00	600.00 - 680.00	450.00 - 580.00	350.00 - 430.00
FBOPF1	840.00 - 1500.00	740.00 - 820.00	620.00 - 720.00	470.00 - 600.00
FBOP	880.00 - 1400.00	740.00 - 840.00	620.00 - 720.00	480.00 - 580.00
BOP1	1150.00 - 1850.00	950.00 - 1050.00	870.00 - 940.00	600.00 - 640.00
OP1	1400.00 - 2450.00	1170.00 - 1350.00	1000.00 - 1150.00	450.00 - 600.00
OP	780.00 - 900.00	750.00 - 770.00	650.00 - 740.00	550.00 - 570.00
OPA	760.00 - 1140.00	650.00 - 710.00	520.00 - 620.00	400.00 - 440.00
PEKOE	820.00 - 1400.00	650.00 - 720.00	530.00 - 620.00	470.00 - 500.00
PEKOE1	900.00 - 1350.00	650.00 - 740.00	550.00 - 620.00	440.00 - 500.00
DUST / DUST1	500.00 - 550.00	400.00 - 480.00	360.00 - 390.00	330.00 - 380.00





- **Top Prices**
- **Colombo Auction Averages**
- **National Elevational Averages**
- **Agro Climatic District Averages**
- **All Brokers Private Sale Figures**



# TOP PRICES (SALE NO. 01 – 04<sup>TH</sup> / 05<sup>TH</sup> JANUARY 2022)



WESTERN HIGH			
BOP		Somerset	840.00
BOPSP		Mattakelle	740.00
BOPF/BOPFSP	*	<b>Mattakelle</b>	<b>830.00</b>
		Gouravilla	830.00
		Bearwell	830.00
		Great Western	830.00
FBOP/FBOP1		Weddemulla	980.00
FBOPF/FBOPF1	*	<b>Inverness</b>	<b>900.00</b>
BOP1		Glenloch	960.00
OP/OPA	*	<b>Inverness</b>	<b>760.00</b>
OP1		Weddemulla	780.00
PEKOE/PEKOE1		Bearwell	980.00

WESTERN MEDIUM			
BOP		Doombagastalawa	960.00
		Harangalla	960.00
BOPSP		Hatale	900.00
BOPF/BOPFSP		Vellai Oya	730.00
		Craighead	730.00
		Sanrose	730.00
FBOP/FBOP1		Harangalla	1140.00
FBOPF/FBOPF1		Craighead	980.00
		Harangalla	980.00
BOP1		Peniland	940.00
		Harangalla	940.00
OP/OPA		Cooroondooowatte	720.00
		Uplands	720.00
OP1		Dartry Valley	860.00
PEKOE/PEKOE1		Uplands	1180.00

UDA PUSSELLAWA			
BOP		Kirklees	640.00
BOPSP	+	Delmar	780.00
BOPF/BOPFSP		Kirklees	690.00
FBOP/FBOP1		Delmar	870.00
FBOPF/FBOPF1		Delmar	920.00
BOP1	+	Delmar	960.00
OP/OPA		Blairlomonnd	750.00
OP1		Delmar	760.00
PEKOE/PEKOE1		Delmar	690.00

UVA HIGH			
BOP		Glenanore	860.00
BOPSP		Spring Valley	830.00
BOPF/BOPFSP		Bandaraeliya	740.00
FBOP/FBOP1		Aislabay	980.00
FBOPF/FBOPF1		Oodoowerre	900.00
BOP1	*	<b>Uvakellie</b>	<b>920.00</b>
OP/OPA		Glenanore	810.00
OP1		Glenanore	900.00
PEKOE/PEKOE1		Ranaya	820.00

UVA MEDIUM			
BOP		Demodera "S"	900.00
BOPSP		Demodera "S"	980.00
		Halpewatte Uva	980.00
BOPF/BOPFSP		Dickwella	900.00
FBOP/FBOP1		Glen Alpin	980.00
		Aruna Passara	980.00
FBOPF/FBOPF1	*	<b>Halpewatte Uva</b>	<b>940.00</b>
		Dickwella	940.00
BOP1		Dickwella	1020.00
OP/OPA		Halpewatte Uva	800.00
OP1		Halpewatte Uva	870.00
PEKOE/PEKOE1		Roseland Uva	920.00

CTC HIGH			
PF1		Dunsinane CTC	680.00
BP1		Dunsinane CTC	640.00
BPS	*	<b>Dunsinane CTC</b>	<b>560.00</b>
		Ulugedera CTC	560.00
OF		-	

CTC MEDIUM			
PF1		Duckwari CTC	640.00
BP1		Duckwari CTC	590.00
BPS	*	<b>Donside CTC</b>	<b>570.00</b>
OF		-	

NUWARA ELIYA			
BOP	*	<b>Lovers Leap</b>	<b>690.00</b>
BOPF/BOPFSP	*	<b>Lovers Leap</b>	<b>670.00</b>
FBOP/FBOP1		Court Lodge	960.00
OP/OPA	*	<b>Kenmare</b>	<b>640.00</b>
PEKOE/PEKOE1		Court Lodge	940.00

CTC LOW			
PF1	*	<b>Hingalgoda CTC</b>	<b>870.00</b>
	*	<b>Kalubowitiyana CTC</b>	<b>870.00</b>
		New Galbodde CTC Super	870.00
BP1		Suduwelipothahena CTC	660.00
BPS		Ross Feld CTC	580.00
OF		-	



# TOP PRICES (SALE NO. 01 – 04<sup>TH</sup> / 05<sup>TH</sup> JANUARY 2022)

LOW			
BOP		Golden Garden	1160.00
		Brombil	1160.00
		Mahaliyadda	1160.00
BOPSP		Geekiyanahena	1120.00
	*	<b>Ceciliyan</b>	<b>980.00</b>
		Brombil	980.00
		KDU Super	980.00
BOPF		Hidellana	940.00
	*	<b>Kiruwanaganga</b>	<b>920.00</b>
BOPFSP		Peak View Super	960.00
		Peak Paradise	960.00
	*	<b>Broadlands Smallholders</b>	<b>940.00</b>
		Wathurawila	940.00
		Ihalapanapitiya	940.00
FBOP		Suduwelipothahena Super	1400.00
		Pothotuwa	1400.00
FBOP1		Sithaka	1200.00
FBOPF		Nawalakanda Super	1600.00
FBOPF1		Rajjuruwatta Super	1500.00
		Lions	1300.00
	*	<b>Halwitigala Smallholders</b>	<b>1250.00</b>
BOP1		New Vithanakanda	1850.00
OP1		Pothotuwa	2450.00
OP	*	<b>Arbour Valley</b>	<b>900.00</b>
	*	<b>Berubeula</b>	<b>900.00</b>
		Sudugahahena	900.00
		Galatara	890.00
	*	<b>Bogoda Group</b>	<b>880.00</b>
OPA		Liyonta	1140.00
PEKOE		Brombil	1400.00
		Liyonta	1400.00
PEKOE1		Mulatiyana Hills	1350.00
		New Laksakanda	1350.00
		Nilrich	1350.00
		Suduwelipothahena Super	1350.00
	*	<b>Arbour Valley</b>	<b>1300.00</b>

PREMIUM			
FBOPFSP		Golden Garden	3350.00
FBOPFEXSP		Golden Garden	3550.00
FBOPFEXSP1		Thundola Ella	3700.00

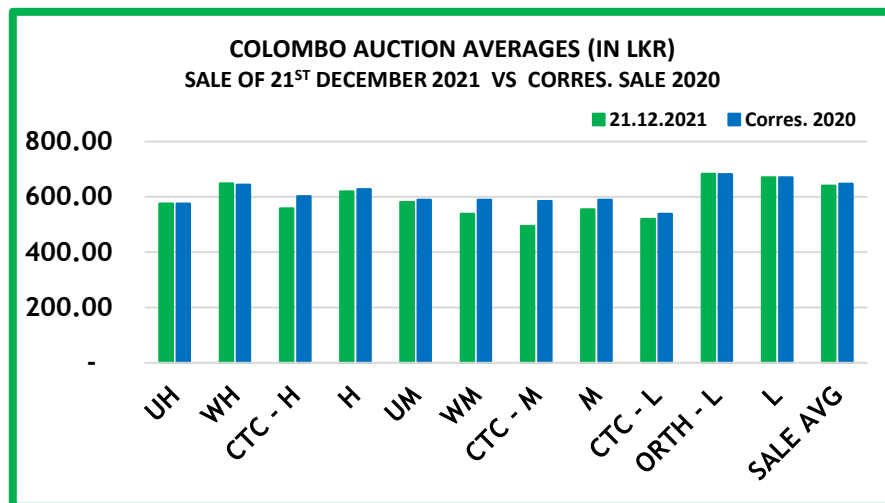
DUST			
DUST1	*+	<b>Mattakelle</b>	<b>1200.00</b>
P.DUST	*	<b>Ceciliyan CTC</b>	<b>880.00</b>

OFF GRADES			
FNGS/FNGS1	*	<b>Kotiyagalla</b>	<b>700.00</b>
		Kew	700.00
		Wattegodde	700.00
PFNGS	*	<b>Hingalgoda CTC</b>	<b>670.00</b>
BM		Gunawardena	750.00
	*	<b>Lumbini Watta</b>	<b>730.00</b>
BP		Maratenne	770.00
BOP1A	*	<b>Lumbini Watta</b>	<b>720.00</b>

**	<b>MORE THAN ONE TOP PRICE OBTAINED</b>
*	<b>TEAS SOLD BY JOHN KEELLS PLC</b>
+	<b>ALL TIME RECORD PRICE</b>
++	<b>ALL TIME RECORD PRICE EQUALED</b>

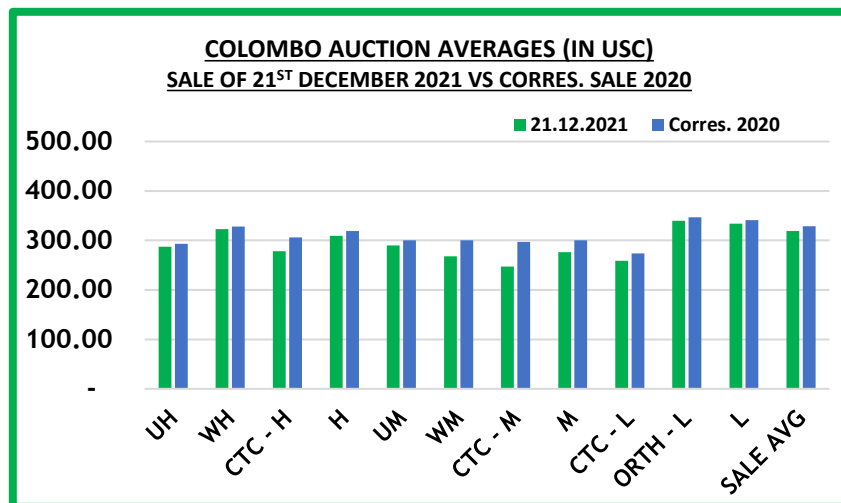


# COLOMBO AUCTION AVERAGES



	Sale of 15/12/2021In LKR	Sale of 21/12/2021 In LKR	Corres. 2020 In LKR
Uva High Grown	578.40	576.04	575.71
Western High Grown	653.93	649.13	644.42
CTC High Grown	574.47	558.66	602.54
<b>Summary of High Grown</b>	<b>626.58</b>	<b>620.15</b>	<b>627.69</b>
Uva Medium Grown	597.58	582.12	590.04
Western Medium Grown	531.37	538.31	589.76
CTC Medium Grown	491.39	495.06	585.12
<b>Summary of Medium Grown</b>	<b>555.81</b>	<b>554.65</b>	<b>589.83</b>
CTC Low Grown	508.71	519.91	539.06
Orthodox Low Grown	672.99	683.51	682.70
<b>Summary of Low Grown</b>	<b>660.26</b>	<b>670.97</b>	<b>670.86</b>
<b>TOTAL SALE AVERAGE</b>	<b>635.73</b>	<b>640.27</b>	<b>647.49</b>

# COLOMBO AUCTION AVERAGES

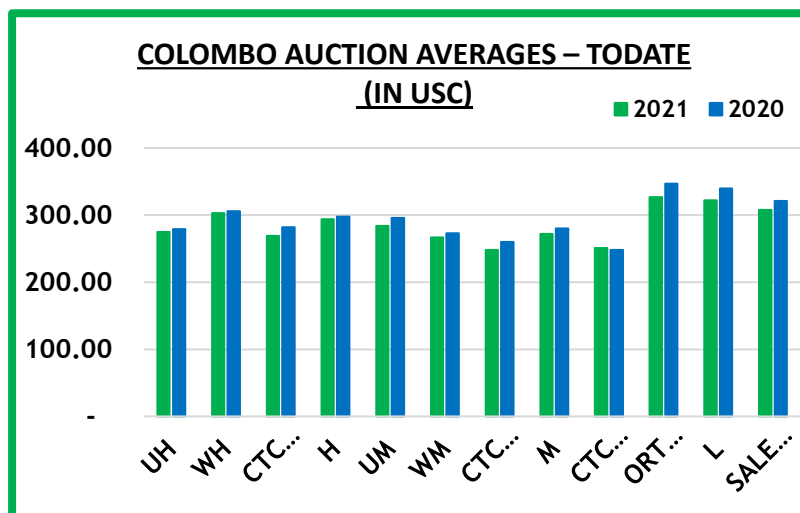
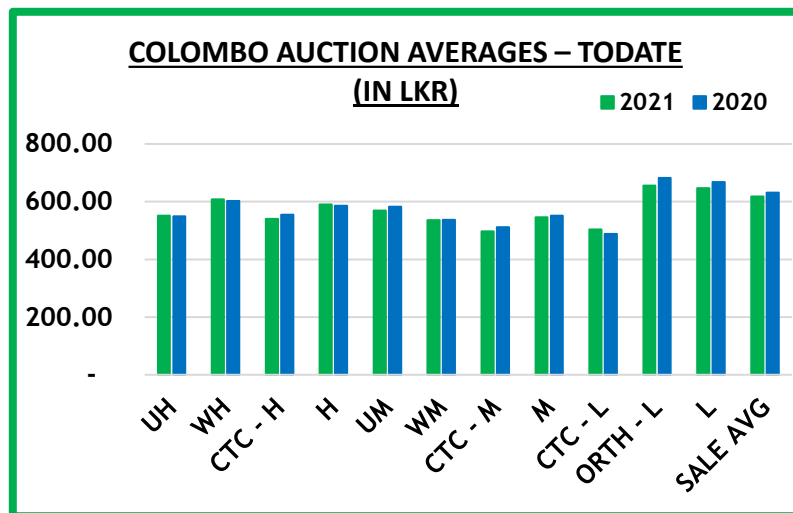


	Sale of 15/12/2021 In USC	Sale of 21/12/2021 In USC	Corres. 2020 In USC
Uva High Grown	289	287	293
Western High Grown	327	323	328
CTC High Grown	287	278	306
<b>Summary of High Grown</b>	<b>313</b>	<b>309</b>	<b>319</b>
Uva Medium Grown	299	290	300
Western Medium Grown	265	268	300
CTC Medium Grown	245	247	297
<b>Summary of Medium Grown</b>	<b>278</b>	<b>276</b>	<b>300</b>
CTC Low Grown	254	259	274
Orthodox Low Grown	336	340	347
<b>Summary of Low Grown</b>	<b>330</b>	<b>334</b>	<b>341</b>
<b>TOTAL SALE AVERAGE</b>	<b>318</b>	<b>319</b>	<b>329</b>





# COLOMBO AUCTION AVERAGES



January to Date (Sale No.50)	2021 LKR	2020 LKR	2021 USC	2020 USC
Uva High Grown	551.23	549.12	275	279
Western High Grown	607.67	602.59	303	306
CTC High Grown	539.95	554.40	269	282
<b>Summary of High Grown</b>	<b>589.84</b>	<b>586.03</b>	<b>294</b>	<b>298</b>
Uva Medium Grown	569.37	582.67	284	296
Western Medium Grown	535.96	537.49	267	273
CTC Medium Grown	497.26	511.63	248	260
<b>Summary of Medium Grown</b>	<b>546.29</b>	<b>551.53</b>	<b>272</b>	<b>280</b>
CTC Low Grown	504.04	488.63	251	248
Orthodox Low Grown	655.62	682.50	327	347
<b>Summary of Low Grown</b>	<b>646.97</b>	<b>668.26</b>	<b>322</b>	<b>340</b>
<b>TOTAL SALE AVERAGE</b>	<b>617.82</b>	<b>631.56</b>	<b>308</b>	<b>321</b>



# COLOMBO AUCTION AVERAGES

FROM 01 <sup>ST</sup> TO 21 <sup>ST</sup> DECEMBER 2021	LKR
Uva High Grown	578.22
Western High Grown	655.36
<b>Summary of High Grown</b>	<b>627.14</b>
Uva Medium Grown	596.56
Western Medium Grown	543.33
<b>Summary of Medium Grown</b>	<b>562.89</b>
<b>Summary of Low Grown</b>	<b>664.54</b>
<b>TOTAL SALE AVERAGE</b>	<b>639.24</b>



# NATIONAL ELEVATIONAL AVERAGES

## NATIONAL ELEVATIONAL AVERAGES – DECEMBER 2021

Elevation	MONTH		TODATE	
	QUANTITY - KG	AVERAGE - RS. / KG	QUANTITY - KG	AVERAGE - RS. / KG
<b>ORTHODOX</b>				
UVA-HIGH	1,079,767	581.99	17,862,028	554.91
WESTERN-HIGH	1,714,063	666.41	35,418,047	620.33
UVA-MEDIUM	948,025	597.76	16,131,750	568.10
WESTERN-MEDIUM	1,048,437	556.91	24,170,029	551.03
LOW	8,535,720	676.31	166,229,730	655.91
<b>TOTAL</b>	<b>13,326,012</b>	<b>652.41</b>	<b>259,811,584</b>	<b>628.91</b>
<b>CTC</b>				
UVA-HIGH	81,158	542.77	1,033,076	537.97
WESTERN-HIGH	240,713	564.86	3,993,405	536.48
WESTERN-MEDIUM	487,451	492.77	9,744,546	496.82
LOW	712,244	508.22	12,483,328	502.92
<b>TOTAL</b>	<b>1,521,566</b>	<b>514.07</b>	<b>27,254,355</b>	<b>506.98</b>
<b>OTH/CTC</b>				
UVA-HIGH	1,160,925	579.25	18,895,104	553.98
WESTERN-HIGH	1,954,776	653.90	39,411,452	611.84
UVA-MEDIUM	948,025	597.76	16,131,750	568.10
WESTERN-MEDIUM	1,535,888	536.55	33,914,575	535.46
LOW	9,247,964	663.36	178,713,058	645.22
<b>TOTAL</b>	<b>14,847,578</b>	<b>638.23</b>	<b>287,065,939</b>	<b>617.33</b>
<b>GREEN</b>				
UVA-HIGH	34,975	691.47	645,761	637.85
WESTERN-HIGH	32,940	683.42	690,143	679.34
UVA-MEDIUM	36,934	803.61	511,933	731.31
WESTERN-MEDIUM	35,973	683.49	482,395	664.17
LOW	0	0.00	3,692	2,507.76
<b>TOTAL</b>	<b>140,822</b>	<b>716.96</b>	<b>2,333,924</b>	<b>679.02</b>



# NATIONAL ELEVATIONAL AVERAGES - Continued

<b>ORGANIC TEAS</b>				
UVA-HIGH	17,570	673.71	347,060	773.96
WESTERN-HIGH	2,988	959.60	42,450	999.64
UVA-MEDIUM	5,250	1,047.62	55,890	803.27
WESTERN-MEDIUM	24,790	805.24	406,125	845.38
LOW	11,675	1,355.83	72,761	1,717.06
<b>TOTAL</b>	<b>62,273</b>	<b>899.20</b>	<b>924,285</b>	<b>891.72</b>
<b>SPECIAL TEA</b>				
UVA-HIGH	12	15,166.67	3,594	5,192.20
WESTERN-HIGH	592	5,188.05	68,083	2,341.95
UVA-MEDIUM	20	13,250.00	1,188	2,535.28
WESTERN-MEDIUM	8,838	953.06	80,143	1,015.64
LOW	179	8,588.56	5,032	3,440.46
<b>TOTAL</b>	<b>9,641</b>	<b>1,397.80</b>	<b>158,040</b>	<b>1,770.61</b>
<b>BLACK TEA SALES FROM REFUSE TEA PROCESSING CENTRES</b>				
UVA-HIGH	73,871	356.32	1,379,927	379.47
WESTERN-HIGH	106,236	382.66	2,031,458	402.16
UVA-MEDIUM	13,640	381.52	272,140	387.57
WESTERN-MEDIUM	11,825	482.83	482,515	478.66
LOW	73,619	392.09	1,141,583	402.16
<b>TOTAL</b>	<b>279,191</b>	<b>382.36</b>	<b>5,307,623</b>	<b>402.47</b>
<b>COMPOSITE NATIONAL AVERAGES</b>				
High Grown	3,384,885	615.18	63,515,032	587.13
Medium Grown	2,621,183	568.49	52,338,653	550.80
Low Grown	9,333,436	662.24	179,936,125	644.23
<b>ALL TEA AVERAGE</b>	<b>15,339,504</b>	<b>635.83</b>	<b>295,789,810</b>	<b>615.44</b>



## SUB DISTRICT AVERAGE PRICES DURING THE MONTH OF NOVEMBER 2021

SUB DISTRICTS	MONTH	CUM.	SUB DISTRICTS	MONTH	CUM.
<b>(A) NUWARA ELIYA</b>	634.38	628.27	<b>(D) UDA PUSSELLAWA</b>		
			(i) Uda Pussellawa / Halgranoya	525.05	518.04
<b>(B) WESTERNS</b>			(ii) Maturata	520.15	475.19
(i) Ramboda	617.55	588.43			
(ii) Pundaluoya	593.69	563.09	<b>(E) UVAS</b>		
(iii) Agarapata	589.79	563.34	(i) Koslanda / Haldumulla	683.06	671.01
(iv) Nanuoya/ Lindula/ Talawakelle	682.72	666.82	(ii) Haputale	582.89	573.37
(v) Patana / Kotagala	592.74	559.56	(iii) Bandarawela / Poonagalla	543.75	548.90
(vi) Hatton / Dickoya	606.56	563.92	(iv) Malwatte / Welimada	562.14	574.57
(vii) Bogawantalawa	644.75	604.60	(v) Demodara / Haliella / Badulla	596.03	582.10
(viii) Upcot / Maskeliya	655.39	615.61	(vi) Ella / Namunukula	527.92	522.75
			(vii) Passara / Lunugalla	580.41	556.21
<b>(C) MEDIUMS</b>			(viii) Madulsima	515.49	512.27
(i) Watawala/ Ginigathena / Norton Bridge	480.36	487.02			
(ii) Pussellawa / Hewaheta	563.05	571.46	<b>(F) LOW GROWNS</b>		
(iii) Kotmale	599.90	584.22	(i) Deniyaya	707.38	703.86
(iv) Gampola / Nawalapitiya / Dolosbage	546.42	552.01	(ii) Galle	668.20	670.52
(v) Nilambe / Hantane / Galaha	545.18	551.54	(iii) Kalutara	603.00	613.30
(vi) Kadugannawa	532.14	533.28	(iv) Kegalle	568.36	579.46
(vii) Madulkelle / Knuckles / Rangala	495.87	501.47	(v) Kellani Valley	659.56	651.11
(viii) Hunnasingiriya / Matale / Yakkdessa	503.94	535.73	(vi) Kandy / Matale / Kurunegala	497.97	502.99
(ix) Balangoda / Rakwana	582.88	572.76	(vii) Matara	703.91	696.30
			(viii) Morawaka	689.50	675.83
			(ix) Ratnapura	637.62	638.35
			(x) Balangoda	580.52	581.32

SOURCE : SRI LANKA TEA BOARD





## SUB DISTRICT AVERAGE PRICES DURING THE MONTH OF DECEMBER 2021

SUB DISTRICTS	MONTH	CUM.	SUB DISTRICTS	MONTH	CUM.
<b>(A) NUWARA ELIYA</b>	672.63	630.97	<b>(D) UDA PUSSELLAWA</b>		
			(i) Uda Pussellawa / Halgranoya	561.96	520.58
<b>(B) WESTERNS</b>			(ii) Maturata	547.89	479.71
(i) Ramboda	630.24	590.49			
(ii) Pundaluoya	614.00	565.37	<b>(E) UVAS</b>		
(iii) Agarapata	593.85	564.63	(i) Koslanda / Haldumulla	701.94	672.81
(iv) Nanuoya/ Lindula/ Talawakelle	683.56	667.63	(ii) Haputale	593.35	574.58
(v) Patana / Kotagala	595.15	560.90	(iii) Bandarawela / Poonagalla	577.75	550.68
(vi) Hatton / Dickoya	616.59	566.60	(iv) Malwatte / Welimada	590.16	575.40
(vii) Bogawantalawa	636.03	606.38	(v) Demodara / Haliella / Badulla	603.51	583.42
(viii) Upcot / Maskeliya	670.35	618.37	(vi) Ella / Namunukula	551.56	524.19
			(vii) Passara / Lunugalla	588.79	558.06
<b>(C) MEDIUMS</b>			(viii) Madulsima	521.38	512.91
(i) Watawala/ Ginigathena / Norton Bridge	500.98	487.58			
(ii) Pussellawa / Hewaheta	567.86	571.30	<b>(F) LOW GROWNS</b>		
(iii) Kotmale	598.98	584.76	(i) Deniyaya	738.86	705.73
(iv) Gampola / Nawalapitiya / Dolosbage	555.38	552.19	(ii) Galle	687.28	671.41
(v) Nilambe / Hantane / Galaha	582.30	553.14	(iii) Kalutara	623.58	613.82
(vi) Kadugannawa	550.21	534.51	(iv) Kegalle	580.10	579.49
(vii) Madulkelle / Knuckles / Rangala	501.78	501.49	(v) Kellani Valley	672.67	652.05
(viii) Hunnasingiriya / Matale / Yakdessa	509.62	534.56	(vi) Kandy / Matale / Kurunegala	499.74	502.81
(ix) Balangoda / Rakwana	607.90	574.59	(vii) Matara	733.01	698.33
			(viii) Morawaka	705.33	677.38
			(ix) Ratnapura	659.54	639.38
			(x) Balangoda	605.30	582.64

SOURCE : SRI LANKA TEA BOARD



# ALL BROKERS PRIVATE SALE FIGURES (FOR THE PERIOD – 20<sup>TH</sup> TO 31<sup>ST</sup> DECEMBER 2021)

	WEEKLY	TODATE
High, Medium & Low	45,644.00	3,119,670.80
Green Tea	32,672.00	2,032,829.50
Organic Tea	12,160.00	542,398.29
BMF	188,765.00	10,466,881.00
Direct Sales	-	-
Forward Contract	24,580.00	2,113,390.00





- **Crop and Weather**
- **Crop Figures**
- **Tea News**

## CROP AND WEATHER - FOR THE PERIOD OF – 22<sup>ND</sup> DECEMBER 2021 TO 02<sup>ND</sup> JANUARY 2022



### Western

Bright mornings and cold nights were experienced throughout the week, with occasional light evening showers in Dickoya, Agarapatana, Bogowantalawa and Talawakelle districts.



### Nuwara Eliya

Bright weather condition prevailed at the beginning of the week, with dull and gloomy conditions being experienced towards the latter part. Light showers were also recorded towards the latter part of the week in Nuwara Eliya and Kandapola districts.



### Uva

Bright weather conditions with cold nights were recorded throughout the week in Badulla, Bandarawella and Haputale districts.



### Low Grown

Dull weather with occasional scattered showers were recorded throughout the week in Galle, Rathnapura and Deniyaya districts.



### Crop

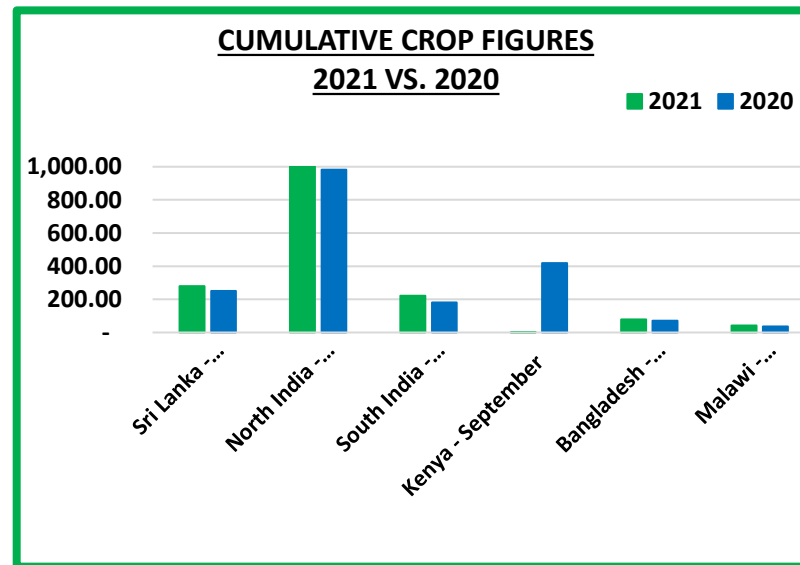
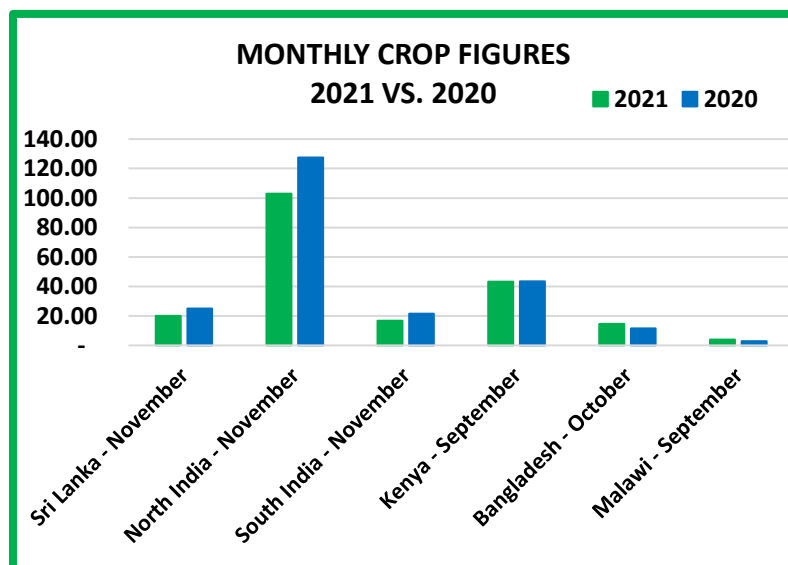
Crop intakes are moderate to low.



# CROP FIGURES OF MAJOR PRODUCING & EXPORTING COUNTRIES

Country	Month	2021	2020	Cumulative + Inc. / Dec.	Cumulative	2021	2020	Cumulative + Inc. / Dec.
Sri Lanka	November	20.00	24.91	- 4.91	Upto November	278.75	250.19	+ 28.56
North India	November	103.01 (E)	127.58	- 24.57	Upto November	1043.72(E)	981.85	+ 61.87
South India	November	16.63(E)	21.42	- 4.79	Upto November	220.81 (E)	180.17	+ 24.01
Kenya	September	43.18	43.41	- 0.23	Upto September	385.63	419.16	- 33.53
Bangladesh	October	14.58	11.49	+ 3.09	Upto October	79.33	69.94	+ 7.31
Malawi	September	4.03	2.78	+ 1.25	Upto September	42.40	36.40	+ 6.00

(E) - Estimated





# TEA NEWS AROUND THE GLOBE



## MOMBASA MARKET

SALE NO. 51 – SALE OF 20<sup>TH</sup>, 21<sup>ST</sup> & 22<sup>ND</sup> DECEMBER 2021

There was good general demand for the 183,575 packages (12,126,308.50 kilos) on offer. 13.14% remained unsold.

### LEAF GRADES

Offerings: 101,450 packages (6,643,732.50 kilos) with 12.88% remaining unsold. Best BP1s in the market were a weak feature and shed USC9 to USC48 while brighter varieties fell by USC7 to USC20 where sold. Medium categories held firm to USC16 below previous week's levels and many lines remained without bids due to price limits while lower medium types met better absorption and ranged between USC3 to USC34 dearer to easier by USC2 to USC25 with some invoices unsold. Plainer sorts saw improved interest varying between USC2 to USC20 above last prices to easier by a similar rate and some teas remained unsold.

The best PF1s available were barely steady to USC2 dearer but a few lines shed up to USC7 with brighter categories easing by USC10 to USC36 and a few lines were unsold while medium types held firm to USC10 below last week's levels and some invoices remained without bids. Lower mediums met an irregular enquiry and ranged between steady to USC18 dearer to easier by USC2 to USC28 with some lines unsold while plainer descriptions varied between USC2 to USC8 above previous week's prices to easier by USC2 to USC13 and some invoices were difficult of sale.

### DUST GRADES

Offerings: 55,206 packages (4,102,217.50 kilos) and 9% was unsold. Best PDUSTs available gained up to USC3 but some invoices shed up to USC16 following quality with brighter varieties easing by USC2 to USC17 while medium types showed weaker tendencies and shed USC2 to USC20 with some invoices remaining without interest. Lower medium sorts were irregular varying between firm to USC9 above previous week's rates to easier by USC3 to USC12 and a few lines were unsold while plainer descriptions varied between USC3 to USC10 dearer to easier by USC2 USC18 with some invoices unsold.

The best DUST1s in the market held steady to USC3 dearer with brighter varieties easing by USC8 to USC16 while medium categories were irregular varying between firm to USC17 above last prices to easier by up to USC11 and some teas remained without bids. Lower mediums saw an irregular enquiry ranging between steady to USC10 dearer to easier by USC8 to USC36 with few lines unsold while plainer types varied between USC4 to USC13 above previous week's prices to easier by USC6 to USC16 and some teas remained unsold.

### SECONDARY GRADES

Offerings: 26,919 packages (1,380,358.50 kilos) with 22.58% remaining unsold. In the Secondary Catalogues, BPs were firm but best eased while best PFs were easier but others gained. Clean well sorted coloury Fannings were dearer while similar DUSTs held firm. Other Fannings were steady while DUSTs held value. BMFs were well absorbed.

### MARKETS

There was strong and useful enquiry from Egyptian Packers with more support from Kazakhstan and other CIS nations while Pakistan Packers showed useful interest. Yemen, other Middle Eastern countries, Russia, UK, Bazaar and Iran reduced activity but there was more interest from Sudan. Afghanistan were subdued and there was less support from Local Packers. Somalia were active at the lower end of the market.





# TEA NEWS AROUND THE GLOBE

## MOMBASA MARKET – Continued

QUOTATIONS	BROKENS \$	FANNINGS \$
Best	265 – 396	308 – 368
Good	255 – 330	305 – 326
Good Medium	250 – 290	290 – 314
Medium	260 – 266	250 – 286
Lower Medium	099 – 178	123 – 257
Plain	072 – 176	080 – 201

AUCTION	KENYA 2020 \$	KENYA 2021 \$	TOTAL 2020 \$	TOTAL 2021 \$
49	1.91	2.67	1.82	2.44
50	1.94	2.58	1.85	2.39
51	1.96	2.55	1.87	2.39

SOURCE : AFRICA TEA BROKERS LTD.



# TEA NEWS AROUND THE GLOBE



## CHITTAGONG MARKET

SALE NO. 33 – 27<sup>TH</sup> DECEMBER 2021

**CTC LEAF:** 56,687 packages of Current Season teas on offer met with much less demand at lower rates.

**BROKENS:** Met with a restricted demand and were substantially easier compared to last. Select well made good liquoring types witnessed some competition but were easier.

**FANNINGS:** A few well made good liquoring Fannings met with fair competition and were mostly firm. All others were a weak feature with quite heavy withdrawals particularly for the plainest.

**CTC DUST:** 11,922 packages of Current Season teas on offer met with good demand. Select few lines of bright liquoring Dusts met with good competition and advanced by Tk.10/- to Tk.15/-. Other good liquoring Dusts also sold well at around last levels. Their mediums saw more interest and sold fairly well in line with quality. Plain Dusts saw a little more demand at easier rates with fair withdrawals. BLF Dusts continued to meet with a limited interest and eased further with several withdrawals. Blenders lent strong support with fair interest from the Loose tea buyers.

**COMMENTS:** Market took a sharp decline in prices this week following lack of sufficient interest from all sections of the market resulting in heavier withdrawals. Demand slackened further as the sale progressed. Blenders lent fair support but Loose tea buyers were virtually absent.

Dusts sold well.

**Our catalogue ( Sale 33 ): Avg: Tk 200.57, Sold 52.0 % & ( Sale 32 ) Avg: Tk 199.42, sold 61.1 %.**

### Quotations – This Week – (In Taka)

Brokens	This Week	Last Week	Fannings	This week	Last Week	Dust	This week	Last Week
Large	NQTA	NQTA	Best	205-210 nom	203-208 nom	PD	133-276	175-186
Medium	168-175	175-180	Good	183-188	188-193	RD	131-284	160-281
Small	175-182	178-185	Medium	170-175	175-180	D	156-289	165-278
Plain	145-160	155-168	Plain	150-160	155-168	CD	150-313	162-319
BLF	130-145	130-145	BLF	130-145	130-145	BLF	131-147	160-165

Exchange Rates 27<sup>th</sup> December 2021 Sterling Pound: Tk. 112.9557 dollar: Tk. 84.5672

SOURCE : NATIONAL BROKERS LTD





# TEA NEWS AROUND THE GLOBE

## GUWAHATI MARKET

SALE NO. 52 – SALE OF 30<sup>TH</sup> DECEMBER 2021

### Market description:

- Fair demand. Select cleaner blacker sorts were well competed for, remainder sold at irregularly easier levels.
- Medium bolder broken & dust grades were a weak feature.
- HUL operated on cleaner blacker & liquoring sorts while other packeteers were selective at lower levels.
- Western India operated for liquoring teas with fair support from internal sections.
- Exporters were selective for bolder broken & liquoring Fannings.

### 2. TOTAL AUCTION WEIGHTED AVERAGE ( ₹ )

	2021-22			2020-21			UPTO SALE - 52		
	SALE - 52	SALE - 51	+/-	SALE - 52	SALE - 51	+/-	2021-22	2020-21	2019-20
CTC	162.28	167.82	-5.54	161.86	157.20	4.66	186.88	229.45	146.47
DUST	162.20	166.72	-4.53	157.67	158.08	-0.40	182.69	240.31	156.18
TOTAL	162.26	167.51	-5.26	160.76	157.43	3.33	185.65	232.98	149.53

SOURCE: PARCON INDIA PVT LTD

## SILIGURI MARKET

SALE NO.52 – SALE OF 31<sup>ST</sup> DECEMBER 2021

### Market description:

- Demand - good.
- Levels eased barring the best and good PD's, which were competed for at dearer levels.
- Domestic buyers were active with some support from traditional blenders. Export enquiry remained subdued.
- Percentage of teas selling over rs.300 shows a decline.

### 2. TOTAL AUCTION WEIGHTED AVERAGE ( ₹ )

	2021-22			2020-21			UPTO SALE - 52		
	SALE - 52	SALE - 51	+/-	SALE - 52	SALE - 51	+/-	2021-22	2020-21	2019-20
CTC	165.42	173.14	-7.72	169.32	164.79	4.52	182.43	210.61	139.94
DUST	163.46	164.78	-1.32	162.15	162.03	0.13	170.36	204.15	133.87
TOTAL	165.22	172.21	-6.99	168.57	164.49	4.07	181.06	209.83	139.22

SOURCE: PARCON INDIA PVT LTD



# TEA NEWS AROUND THE GLOBE



## KOLKATA ORTHODOX / CTC MARKET

SALE NO.52 – SALE OF 31<sup>st</sup> DECEMBER 2021

### Market description :

- Good demand.
- The better sorts, earlier invoices and the nominal weight of tippy varieties sold readily with competition.
- The remainder were irregular and lower following quality.
- Useful enquiry on the fair weight of secondaries.
- Exporters to the middle east and cis operated.

	WHOLE LEAF		BROKENS		FANNINGS
	1ST LINE	2ND LINE	LARGER	SMALLER	LEAFY
BEST	285-330+(N)	275-280+	240-255+	220-240+(N)	175+(N)
GOOD	260-280	240-265	220-235	200-220	150-170
MEDIUM	200-250	180-220	160-200	170-200	110-140

### Market description :

- Demand – good.
- Select best Assams were barely steady.
- Better medium/ medium Assams were easier following seasonal drop in quality with some withdrawals. Plainer sorts sold around last.
- In the dust category, liquoring Assams met with competition and were fully firm. Remainder followed the same trend as leaf.
- Major blenders were the mainstay with support from WI and other sections of the trade.

### 2. TOTAL AUCTION WEIGHTED AVERAGE ( ₹ )

	2021-22			2020-21			UPTO SALE - 52		
	SALE - 52	SALE - 51	+/-	SALE - 52	SALE - 51	+/-	2021-22	2020-21	2019-20
CTC	190.72	190.65	0.07	186.03	180.41	5.62	209.81	237.27	160.16
DUST	193.68	206.77	-13.08	189.56	191.63	-2.07	215.57	250.20	173.92
TOTAL	191.55	195.19	-3.64	187.05	183.61	3.43	211.43	241.14	163.95

SOURCE: PARCON INDIA PVT LTD





# UPCOMING AUCTION DETAILS

Auction No.	03		02	
Dates	18 <sup>th</sup> / 19 <sup>th</sup> January 2022		10 <sup>th</sup> / 11 <sup>th</sup> January 2022	
	No. of Lots	Qty – kg	No. of Lots	Qty – kg
Ex-Estate	638	726,431	582	651,000
Main Sale Total	9,368	4,377,908	9,164	4,295,365
High & Medium	1,178	559,514	1,211	551,195
Low Grown – Leafy	1,891	721,229	1,870	726,484
Low Grown – Semi Leafy	1,384	569,162	1,326	556,370
Low Grown Tippy	1,886	908,273	1,813	861,831
Premium / Flowery	402	66,716	384	64,273
Off Grades	2,126	1,075,084	2,064	1,058,814
Dust	501	477,930	496	476,398
Grand Total	10,006	5,104,339	9,746	4,946,365
Reprints	686	344,615	452	254,484
<b>Total No. of Lots on Offer</b>	<b>10,006</b>		<b>9,746</b>	
<b>Total Quantity on Offer (kg)</b>	<b>5,104,339</b>		<b>4,946,365</b>	



## SCHEDULED CLOSING DATES

Auction No.	Date of Sale	Ex-Estate	Main Sale
04	25 <sup>th</sup> / 26 <sup>th</sup> January 2022	06/01/2022	06/01/2022
05	31 <sup>st</sup> Jan. / 01 <sup>st</sup> Feb. 2022	13/01/2022	13/01/2022
06	08 <sup>th</sup> / 09 <sup>th</sup> February 2022	20/01/2022	20/01/2022

## PROMPT DATES

Auction No.	Buyers	Sellers
02	18/01/2022	19/01/2022
03	25/01/2022	26/01/2022
04	01/02/2022	02/02/2022



# ORDER OF SALE (SALE NO. 02 – 10<sup>TH</sup> / 11<sup>TH</sup> JANUARY 2022)

Main Sale Order – 1 (Leafy / Semi Leafy / Tippy / Premium / 1A)	Main Sale Order – 2 (H & M / Off Grade / Dust)	Ex-Estate
Forbes & Walker Tea Brokers (Pvt) Ltd	Eastern Brokers. Ltd.	Mercantile Produce Brokers (Pvt) Ltd
Bartleet Produce Marketing (Pvt) Ltd	Forbes & Walker Tea Brokers (Pvt) Ltd	Eastern Brokers. Ltd.
Eastern Brokers. Ltd.	Mercantile Produce Brokers (Pvt) Ltd	Asia Siyaka Commodities PLC.
Ceylon Tea Brokers PLC	Lanka Commodity Brokers Ltd	Forbes & Walker Tea Brokers (Pvt) Ltd
<b>JOHN KEELLS PLC</b>	Asia Siyaka Commodities PLC.	Lanka Commodity Brokers Ltd
Asia Siyaka Commodities PLC.	Bartleet Produce Marketing (Pvt) Ltd	Ceylon Tea Brokers PLC
Lanka Commodity Brokers Ltd	Ceylon Tea Brokers PLC	Bartleet Produce Marketing (Pvt) Ltd
Mercantile Produce Brokers (Pvt) Ltd	<b>JOHN KEELLS PLC</b>	<b>JOHN KEELLS PLC</b>

[ DB : HR / SG ]





“

If you cannot do great things, do small things in a  
great way.

— *Napoleon Hill*

”