

Happy New year 2024



from john keells plc





TEA MARKET REPORT

JOHN KEELLS PLC

SALE NO. 01 – 04TH / 05TH JANUARY 2024



COLOMBO INTERNATIONAL
TEA CONVENTION
2024



TEA
A LIFESTYLE & A LIVELIHOOD

24th - 26th July

Cinnamon Grand Hotel, Colombo - Sri Lanka

Including Tea Estate & Factory Visits

Registrations Open Soon

For inquiries : +94 773865233
teaconvention@ceylonteaevents.com | www.ceylonteaevents.com



ORDER OF SALE (SALE NO. 01 – 04TH / 05TH JANUARY 2024)

Main Sale Order – 1 (Leafy / Semi Leafy / Tippy / Premium / 1A)	Main Sale Order – 2 (H & M / Off Grade / Dust)	Ex-Estate
MERCANTILE PRODUCE BROKERS (PVT) LTD	JOHN KEELLS PLC	EASTERN BROKERS. LTD.
FORBES & WALKER TEA BROKERS (PVT) LTD	EASTERN BROKERS. LTD.	ASIA SIYAKA COMMODITIES PLC.
BARTLEET PRODUCE MARKETING (PVT) LTD	FORBES & WALKER TEA BROKERS (PVT) LTD	FORBES & WALKER TEA BROKERS (PVT) LTD
EASTERN BROKERS. LTD.	MERCANTILE PRODUCE BROKERS (PVT) LTD	LANKA COMMODITY BROKERS LTD
CEYLON TEA BROKERS PLC	LANKA COMMODITY BROKERS LTD	CEYLON TEA BROKERS PLC
JOHN KEELLS PLC	ASIA SIYAKA COMMODITIES PLC.	BARTLEET PRODUCE MARKETING (PVT) LTD
ASIA SIYAKA COMMODITIES PLC.	BARTLEET PRODUCE MARKETING (PVT) LTD	JOHN KEELLS PLC
LANKA COMMODITY BROKERS LTD	CEYLON TEA BROKERS PLC	MERCANTILE PRODUCE BROKERS (PVT) LTD



AUCTION DETAILS

Auction No.	01	
Dates	04 th / 05 th January 2024	
	No. of Lots	Qty – kg
Ex Estate	696	728,082
Main Sale Total	9,802	4,413,098
High & Medium	1,480	643,081
Low Grown - Leafy	1,929	708,644
Low Grown - Semi Leafy	1,385	586,355
Low Grown Tippy	1,773	822,143
Premium / Flowery	396	62,352
Off Grades	2,311	1,124,087
Dust	528	466,436
Grand Total	10,498	5,141,180
Reprints	510	233,470
Total No. of Lots Offered	10,498	
Total Quantity Offered (kg)	5,141,180	

PROMPT DATES

Auction No.	Buyers	Sellers
01	11/01/2023	12/01/2023

COMMENTS

The Auction averages for the month of December 2023 recorded at Rs.1,186.41, is a decline of Rs.267.83 in comparison to December 2022 which was at Rs.1,454.24. When analyzing the respective elevations, the High Grown recorded an average of Rs.1,071.97 which is a negative variance of Rs.287.81 in comparison to Rs.1,359.78 in December last year. The Medium Grown too recorded a negative variance of Rs.218.83 with an average of Rs.1,019.03 when compared to Rs.1,237.86 in December 2022. Similarly, the Low Grown recorded a negative variance of Rs.256.19 with an average of Rs.1,278.08 in comparison to Rs.1,534.27 in December last year.

The 0.73Mkg of Ex-Estate teas on offer met with good demand. Select Best Western High Grown BOPs were firm to irregularly lower, the below best and plainer varieties declined. Select Best Western High Grown BOPFs were irregularly easier, the below best and plainer varieties too barely maintained last levels and were mostly easier. Nuwara Eliya BOPs / BOPFs met with improved demand. Uda Pussellawa BOPs were firm to dearer at times, the BOPF followed a similar trend. UVA BOPs were barely steady, the BOPFs maintained. Low Grown CTC BP1s gained selectively, the High and Medium sorts were irregularly dearer. Low Grown CTC PF1s were tending easier, the High and Medium sorts were irregularly dearer.

The 2.1Mkg of Low Grown teas on offer met with fair demand. In the Leafy segment, OPA's were firm, OPs too met with fair demand. OP1s and BOP1s were firm to dearer. PEKOE's met with good demand, PEKOE1s were irregularly lower. In the Small Leaf segment, FBOPs were dearer. FF1s met with good demand. FF varieties were marginally easier. BOPF.SP, BOPF, BOP.SP and BOP grades met with fair demand. In the Premium Flowery segment, smaller tippy varieties were lower, whilst the others met with good demand.

Turkey, Russia, Iran and the C.I.S countries lent fair support. Libya and Iraq were active.



MARKET DESCRIPTION

Western Teas

Select best Western BOPs barely maintained last levels and tended irregularly lower, the below best and plainer sorts too declined by Rs.50/- to Rs.100/- on average. Select best Western BOPFs were irregularly lower, the below best and plainer sorts were mostly tending easier. Medium BOPs were firm to a little dearer at times, the BOPFs too were firm on last levels.

Nuwara Eliya Teas

The limited quantity of BOP/ BOPFs sold well and gained from last levels.

Uva Teas

Uva BOPs barely maintained, the BOPFs were mostly firm. Uda Pussellawa BOPs were firm to a little dearer at times, the BOPFs too followed a similar trend.

CTC Teas

Low Grown CTC BP1s gained following special inquiry, the High and Medium sorts were irregularly dearer. Low Grown PF1s were easier, the High and Medium sorts were firm to a little dearer at times.

QUOTATIONS

	BOP – RS.	BOPF – RS.
Good Westerns	1200 – 1380	1220 – 1360
Average Westerns	1080 – 1180	1120 – 1180
Plainer Westerns	900 – 1040	940 – 1100
Western Mediums	700 – 1850	830 – 1020
Uva Teas	980 – 1120	980 – 1040
Nuwara Eliya Teas	1500	1360 – 1440
Uda Pussellawa Teas	960 – 1240	870 – 1000
CTC (BP1 and PF1)	720 – 1700	700 – 1650





MARKET DESCRIPTION

Low Grown

Select best OP1s tended lower, others attracted good demand. Well-made OPs along with the secondaries gained following quality. Select best OPAs were firm to dearer, others gained irregularly. Select best BOP1s were mostly dearer, best types eased from last levels, secondaries were firm to dearer. Well-made Pekoes along with the heavy bold Pekoe invoices maintained firm, others showed a marginal increase. Select best Pekoe1s were firm to easier, rest met with fair demand.

Select best and best BOPs were firm, below best and secondary types were dearer by Rs.20/- to Rs.40/-. BOP.SP.s and BOPF.SP.s met with fair demand. BOPFs followed a similar trend. Select best and best FBOPF1s were firm to dearer by Rs.30/- to Rs.40/-, below best types were dearer by Rs.20/- to Rs.40/-, secondary types were firm. Select best FBOP types were firm, best FBOPs were dearer by Rs.40/- to Rs.60/- and more following quality, below best types were dearer by Rs.60/- to Rs.80/-, secondary types were firm. FBOPF varieties were lower by a few rupees. All the Premium Flowery teas met with reasonable demand.

Off Grades

Select best Fgs1s declined by Rs.40/- to Rs.50/-, below best and poorer sorts were firm to lower by Rs.20/- to Rs.30/-. Select best and best BMs maintained on last levels, whilst below best and poorer types were dearer by Rs.10/- to Rs.20/- and more at times. Select best and best BPs maintained on last levels, whilst below best and poorer varieties were dearer by Rs.10/- to Rs.20/-. Select best BOP1As were dearer by Rs.20/- to Rs.60/-, best types were firm to dearer by Rs.40/- to Rs.80/-, below best types declined by Rs.30/- to Rs.50/-, whilst poorer sorts were lower by Rs.20/- to Rs.40/-.

Dust

Select best Dust1s declined by Rs.40/- to Rs.60/-, best types declined by Rs.20/- to Rs.40/-, below best and poorer types were firm. High and Medium CTCs were easier by Rs.10/- to Rs.20/-. Low Grown CTCs were firm. Select best and best Dust1s declined by Rs.40/- to Rs.60/-, below best and poorer types were firm.



QUOTATIONS

	Select Best	Best	Below Best	Others
LIQUORING				
DUST-1	1150.00 - 1340.00	1000.00 - 1140.00	750.00 - 990.00	600.00 - 740.00
OFF GRADES				
FGS1	990.00 - 1060.00	900.00 - 980.00	770.00 - 890.00	600.00 - 760.00
FGS	800.00 - 920.00	750.00 - 790.00	670.00 - 740.00	560.00 - 660.00
LOW GROWNS				
FBOPF / FFSP / FFEXSP	4000.00 - 6000.00	2700.00 - 3800.00	1600.00 - 2500.00	1200.00 - 1400.00
BOP	1800.00 - 2000.00	1400.00 - 1700.00	1000.00 - 1250.00	850.00 - 980.00
BOPSP	1450.00 - 1800.00	1200.00 - 1400.00	900.00 - 1100.00	750.00 - 850.00
BOPF	1300.00 - 1600.00	900.00 - 1100.00	800.00 - 870.00	700.00 - 790.00
FBOPF1	1700.00 - 1950.00	1500.00 - 1650.00	1250.00 - 1450.00	900.00 - 1100.00
FBOP	2100.00 - 2500.00	1600.00 - 2000.00	1350.00 - 1450.00	850.00 - 1200.00
BOP1	2450.00 - 4600.00	1950.00 - 2400.00	1300.00 - 1900.00	850.00 - 1280.00
OP1	3700.00 - 4200.00	2650.00 - 3650.00	1600.00 - 2600.00	800.00 - 1550.00
OP	1500.00 - 1800.00	1420.00 - 1480.00	1300.00 - 1400.00	900.00 - 1280.00
OPA	1400.00 - 2450.00	1200.00 - 1380.00	1100.00 - 1180.00	800.00 - 1080.00
PEKOE	1600.00 - 2150.00	1360.00 - 1550.00	1100.00 - 1340.00	850.00 - 1080.00
PEKOE1	1650.00 - 2250.00	1380.00 - 1600.00	1180.00 - 1360.00	860.00 - 1160.00
DUST / DUST1	900.00 - 1180.00	800.00 - 890.00	700.00 - 790.00	600.00 - 690.00



EXCHANGE RATES

The average rates currencies quoted on 05th January 2024 at 9.30 a.m. by Commercial Banks in Colombo for Telegraphic Transfers (TT).

Currency	Buy Rate	Sell Rate
USD	317.76	327.46
EURO	346.16	360.36
GBP	401.60	417.32



- **Top Prices**
- **Colombo Auction Averages**
- **Agro Climatic District Averages**
- **All Brokers Private Sale Figures**



TOP PRICES (SALE NO. 01 – 04TH / 05TH JANUARY 2024)

WESTERN HIGH			
BOP	*	Wattegodde	1380.00
		Bearwell	1380.00
BOPSP		Bearwell	1400.00
BOPF/BOPFSP		Somerset	1380.00
FBOP/FBOP1	*	Bogahawatte	1600.00
FBOPF/FBOPF1		Glenloch	1700.00
BOP1	*	Venture	1700.00
OP/OPA	*	St Andrews	1550.00
		Bambrakelly	1550.00
OP1	*	Inverness	1850.00
PEKOE/PEKOE1		Bambrakelly	1750.00

UVA HIGH			
BOP	*	Uvakellie	1300.00
		Aislaby	1300.00
BOPSP		Ranaya	1550.00
		Craig	1550.00
		Uva Highlands	1550.00
BOPF/BOPFSP	*	Spring Valley	1550.00
FBOP/FBOP1	*	Aislaby	1650.00
FBOPF/FBOPF1	*	Aislaby	1650.00
	*	Spring Valley	1650.00
		Mount Uva	1650.00
		Craig	1650.00
		Gonamotawa	1650.00
BOP1	*	Uva Highlands	1650.00
		Craig	1650.00
OP/OPA	*	Spring Valley	1500.00
OP1		Uva Highlands	1500.00
PEKOE/PEKOE1		Craig	1750.00
		Glenanore	1750.00

NUWARA ELIYA			
BOP	*	Lovers Leap	1500.00
BOPSP		-	-
BOPF/BOPFSP	*	Lovers Leap	1440.00
FBOP/FBOP1		Court Lodge	1600.00
OP/OPA		Court Lodge	980.00
PEKOE/PEKOE1		Court Lodge	1220.00

WESTERN MEDIUM			
BOP		Craighead	1850.00
BOPSP		Hatale	1800.00
BOPF/BOPFSP		Ancoombra	1400.00
FBOP/FBOP1		Hatale	2100.00
FBOPF/FBOPF1		Ancoombra	1850.00
		Meezan	1850.00
		Harangalla	1850.00
BOP1		Harangalla	2000.00
OP/OPA		Craighead	1650.00
OP1		Craighead	1700.00
PEKOE/PEKOE1	*	Kenilworth	1850.00
		Uplands	1850.00

UVA MEDIUM			
BOP		Halpewatta Uva	1750.00
BOPSP		Glen Alpin	1440.00
BOPF/BOPFSP		Dickwella	1650.00
FBOP/FBOP1		Aruna Passara	1750.00
FBOPF/FBOPF1	*	Demodera 'S'	1750.00
		High Spring	1750.00
BOP1		Ury	1700.00
OP/OPA		Shawlands	1480.00
OP1		Aruna Passara	1750.00
PEKOE/PEKOE1		Misty-Uva	1800.00

CTC LOW			
PF1	*	Hingalgoda CTC	1650.00
BP1		Ceciliyan CTC	1700.00
BPS		Ross Feld CTC	890.00
OF		Peakwatta CTC	730.00

UDA PUSSELLAWA			
BOP	*	Mooloya	1240.00
BOPSP		Luckyland	1100.00
BOPF/BOPFSP		Kirklees	1160.00
FBOP/FBOP1		Alma	1750.00
FBOPF/FBOPF1		Blairlmond	1650.00
BOP1		-	-
OP/OPA		Alma	1360.00
OP1		Alma	1500.00
PEKOE/PEKOE1		Alma	1700.00

CTC HIGH			
PF1		Dunsinane CTC	1180.00
BP1		Dunsinane CTC	1280.00
BPS	*	Dunsinane CTC	1400.00
		-	-
OF			

CTC MEDIUM			
PF1		New Peacock CTC	1140.00
BP1		New Peacock CTC	1300.00
BPS	*	Donside CTC	1320.00
OF		-	



TOP PRICES (SALE NO. 01 – 04TH / 05TH JANUARY 2024)



LOW			
BOP		Hidellana	2200.00
BOPSP		Stream Line	2050.00
BOPF		Hidellana	2100.00
BOPFSP		Thundola Ella	1850.00
		Wattahena	1850.00
	*	Kiruwanaganga	1800.00
FBOP		Pothotuwa	2700.00
FBOP1	*	Ceciliyan	2200.00
FBOPF		Karawita	2450.00
FBOPF1	*	Miriswatta	2100.00
		Adams View	2050.00
	*	Arbour Valley	2000.00
	*	Bogoda	2000.00
	*	Lumbini	2000.00
		Pothotuwa	2000.00
BOP1		Pothotuwa	4600.00
OP1		New Vithanakande	4200.00
		Sithaka	4200.00
OP		Galatara	1800.00
		Temple Valley Super	1750.00
	*	Morawakkorale	1700.00
OPA		Green Lanka	2450.00
PEKOE		Lumbini	2150.00
PEKOE1		Galatara	2250.00
		Mulatiyana Hills	2150.00
	*	Matuwagalla Super	2100.00

PREMIUM			
FBOPFSP		Mulatiyana Hills	6000.00
FBOPFEXP		New Deniyaya	6900.00
		Kiruwanaganga	5850.00
FBOPFEXP1		Kamarangapitiya	4550.00

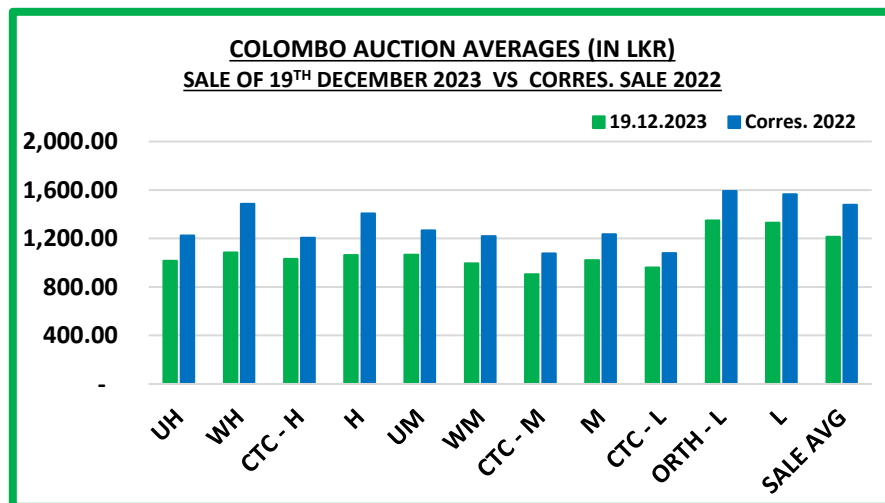
DUST			
DUST1		Lethenty	1340.00
P.DUST	*	Ceciliyan CTC	1300.00

OFF GRADES			
FNGS/FNGS1		Wanarajah	1060.00
		Waltrim	1060.00
PFNGS	*	Hingalgoda CTC	1320.00
BM		Gunawardena	1440.00
BP		Chandrika Estate	1440.00
BOP1A		Chandrika Estate	1480.00

**** MORE THAN ONE TOP PRICE OBTAINED**
*** TEAS SOLD BY JOHN KEELLS PLC**
+ ALL TIME RECORD PRICE
++ ALL TIME RECORD PRICE EQUALED

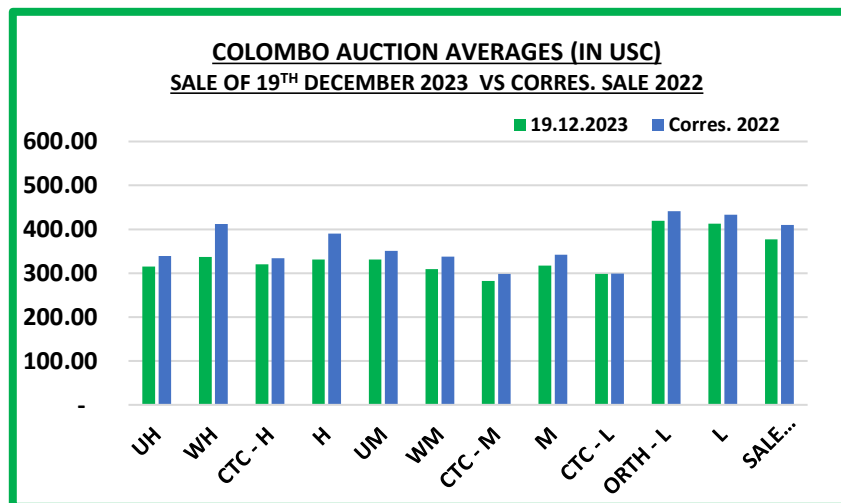


COLOMBO AUCTION AVERAGES



	Sale of 13/12/2023 In LKR	Sale of 19/12/2023 In LKR	Corres. 2022 In LKR
Uva High Grown	1024.44	1014.93	1223.67
Western High Grown	1100.58	1085.72	1485.90
CTC High Grown	1052.24	1030.62	1205.80
Summary of High Grown	1075.44	1064.00	1406.38
Uva Medium Grown	1053.81	1064.98	1265.95
Western Medium Grown	1000.84	995.32	1219.87
CTC Medium Grown	918.15	906.32	1076.74
Summary of Medium Grown	1019.54	1020.82	1236.26
CTC Low Grown	964.59	959.56	1079.98
Orthodox Low Grown	1315.20	1348.36	1591.93
Summary of Low Grown	1292.88	1330.30	1563.93
TOTAL SALE AVERAGE	1198.39	1214.89	1478.47

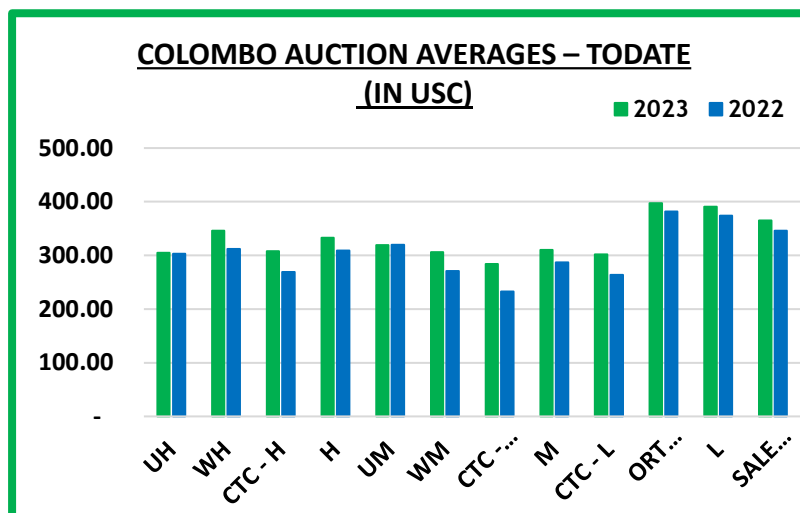
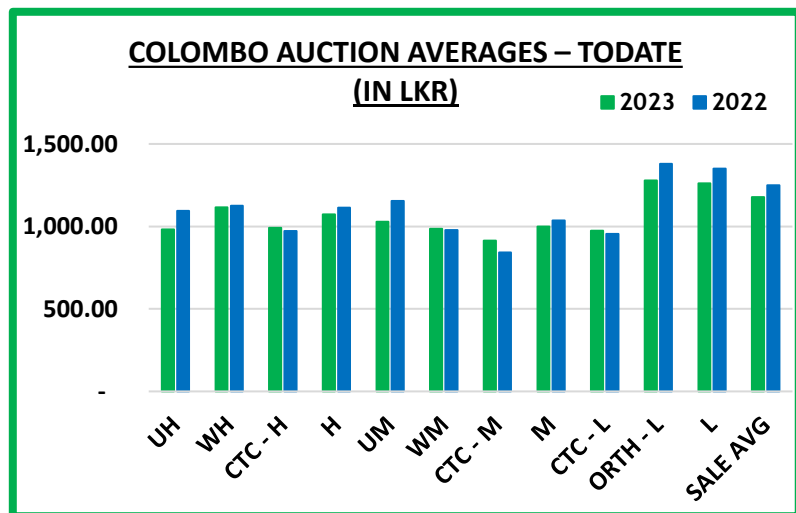
COLOMBO AUCTION AVERAGES



	Sale of 13/12/2023 In USC	Sale of 19/12/2023 In USC	Corres. 2022 In USC
Uva High Grown	318	315	339
Western High Grown	342	337	412
CTC High Grown	327	320	334
Summary of High Grown	334	331	390
Uva Medium Grown	328	331	351
Western Medium Grown	311	309	338
CTC Medium Grown	285	282	298
Summary of Medium Grown	317	317	342
CTC Low Grown	300	298	299
Orthodox Low Grown	409	419	441
Summary of Low Grown	402	413	433
TOTAL SALE AVERAGE	372	377	410



COLOMBO AUCTION AVERAGES



January to Date (Sale No.50)	2023 LKR	2022 LKR	2023 USC	2022 USC
Uva High Grown	982.21	1094.27	305	303
Western High Grown	1114.70	1124.87	346	312
CTC High Grown	992.10	972.77	308	269
Summary of High Grown	1072.86	1114.30	333	309
Uva Medium Grown	1028.12	1153.75	319	320
Western Medium Grown	985.61	977.94	306	271
CTC Medium Grown	913.59	841.78	284	233
Summary of Medium Grown	999.17	1035.47	310	287
CTC Low Grown	973.82	954.52	302	264
Orthodox Low Grown	1278.33	1379.30	397	382
Summary of Low Grown	1261.01	1350.65	391	374
TOTAL SALE AVERAGE	1177.68	1250.24	365	346



COLOMBO AUCTION AVERAGES

FROM 01 ST TO 19 TH DECEMBER 2023	LKR
Uva High Grown	1027.77
Western High Grown	1111.27
Summary of High Grown	1085.02
Uva Medium Grown	1065.51
Western Medium Grown	987.65
Summary of Medium Grown	1014.13
Summary of Low Grown	1282.20
TOTAL SALE AVERAGE	1193.00



NATIONAL ELEVATIONAL AVERAGES

NATIONAL ELEVATIONAL AVERAGES – DECEMBER 2023

Elevation	MONTH		TODATE	
	QUANTITY - KG	AVERAGE - RS. / KG	QUANTITY - KG	AVERAGE - RS. / KG
ORTHODOX				
UVA-HIGH	862,686	1,022.84	16,048,050	990.15
WESTERN-HIGH	1,798,977	1,109.13	31,473,040	1,138.24
UVA-MEDIUM	784,234	1,065.10	12,934,202	1,024.70
WESTERN-MEDIUM	1,095,260	1,026.17	19,468,470	1,020.69
LOW	7,575,306	1,311.05	137,661,529	1,281.26
TOTAL	12,116,463	1,218.88	217,585,290	1,200.54
CTC				
UVA-HIGH	84,412	1,051.66	824,484	1,041.61
WESTERN-HIGH	180,391	1,044.39	3,725,993	994.32
WESTERN-MEDIUM	402,751	903.25	7,869,182	909.77
LOW	655,867	961.82	12,169,474	970.76
TOTAL	1,323,421	960.98	24,589,133	957.19
OTH/CTC				
UVA-HIGH	947,098	1,025.41	16,872,534	992.66
WESTERN-HIGH	1,979,368	1,103.23	35,199,033	1,123.01
UVA-MEDIUM	784,234	1,065.10	12,934,202	1,024.70
WESTERN-MEDIUM	1,498,011	993.12	27,337,652	988.76
LOW	8,231,173	1,283.23	149,831,003	1,256.04
TOTAL	13,439,884	1,193.49	242,174,423	1,175.83
GREEN				
UVA-HIGH	31,723	1,199.01	504,472	1,275.95
WESTERN-HIGH	78,170	1,257.86	663,454	1,388.76
UVA-MEDIUM	24,939	1,288.29	405,128	1,474.28
WESTERN-MEDIUM	19,745	1,272.23	486,702	1,372.23
LOW	50	3,503.43	4,787	3,400.91
TOTAL	154,627	1,253.26	2,064,543	1,378.75



NATIONAL ELEVATIONAL AVERAGES – Continued;

ORGANIC TEAS				
UVA-HIGH	6,926	1,326.52	320,918	1,315.32
WESTERN-HIGH	0	0.00	30,702	1,597.34
WESTERN-MEDIUM	12,744	1,159.57	250,038	1,695.96
LOW	1,350	2,704.91	45,587	3,212.03
TOTAL	21,020	1,313.83	647,244	1,609.33
SPECIAL TEA				
UVA-HIGH	41	17,378.05	878	17,859.64
WESTERN-HIGH	1,317	9,575.01	15,080	8,240.72
UVA-MEDIUM	15	28,266.67	383	19,379.63
WESTERN-MEDIUM	1,251	1,554.76	87,627	1,680.39
LOW	200	26,200.00	3,199	19,628.79
TOTAL	2,824	7,411.72	107,167	3,335.12
BLACK TEA SALES FROM REFUSE TEA PROCESSING CENTRES				
UVA-HIGH	39,512	666.46	832,495	687.20
WESTERN-HIGH	105,030	748.67	2,031,573	757.32
UVA-MEDIUM	8,760	702.74	131,824	736.26
WESTERN-MEDIUM	25,486	660.51	234,190	683.21
LOW	85,418	699.49	1,425,089	731.66
TOTAL	264,206	710.45	4,655,171	732.60
COMPOSITE NATIONAL AVERAGES				
HIGH GROWN	3,189,185	1,071.97	56,471,138	1,072.48
MEDIUM GROWN	2,375,185	1,019.03	41,867,746	1,012.35
LOW GROWN	8,318,191	1,278.08	151,309,664	1,252.15
ALL TEA AVERAGE	13,882,561	1,186.41	249,648,548	1,171.29



SUB DISTRICT AVERAGE PRICES DURING THE MONTH OF DECEMBER 2023

SUB DISTRICTS	MONTH	CUM.	SUB DISTRICTS	MONTH	CUM.
(A) NUWARA ELIYA	1095.12	1050.46	(D) UDA PUSSELLAWA		
			(i) Uda Pussellawa / Halgranoya	901.29	903.07
(B) WESTERNS			(ii) Maturata	973.97	935.39
(i) Ramboda	1,026.32	1,061.59			
(ii) Pundaluoya	967.89	1,009.07	(E) UVAS		
(iii) Agarapatana	1,035.05	1,063.63	(i) Koslanda / Haldumulla	1,310.26	1,229.49
(iv) Nanuoya/ Lindula/ Talawakelle	1,234.67	1,211.59	(ii) Haputale	1,066.52	1,067.35
(v) Patana / Kotagala	1,046.27	1,089.25	(iii) Bandarawela / Poonagalla	1,067.85	1,034.78
(vi) Hatton / Dickoya	1,057.00	1,057.04	(iv) Malwatte / Welimada	996.95	1,000.50
(vii) Bogawantalawa	1,087.58	1,113.08	(v) Demodara / Haliella / Badulla	1,111.26	1,061.42
(viii) Upcot / Maskeliya	1,078.17	1,112.72	(vi) Ella / Namunukula	1,011.89	963.05
			(vii) Passara / Lunugalla	1,048.20	1,025.73
(C) MEDIUMS			(viii) Madulsima	1,027.61	927.12
(i) Watawala/ Ginigathhena / Norton Bridge	1,020.01	885.34			
(ii) Pussellawa / Hewaheta	1,115.16	1,091.93	(F) LOW GROWNS		
(iii) Kotmale	1,115.53	1,079.75	(i) Deniyaya	1,450.83	1,391.48
				1,325.54	1,307.84
(iv) Gampola / Nawalapitiya / Dolosbage	1,020.11	1,025.21	(ii) Galle	1,175.23	1,182.97
(v) Nilambe / Hantane / Galaha	1,030.04	1,047.04	(iii) Kalutara	1,127.85	1,112.22
(vi) Kadugannawa	966.55	997.99	(iv) Kegalle	1,336.45	1,247.86
(vii) Madulkelle / Knuckles / Rangala	939.53	965.33	(v) Kellani Valley	956.37	932.60
(viii) Hunnasingiriya / Matale / Yakdessa	853.11	882.36	(vi) Kandy / Matale / Kurunegala	1,448.28	1,392.37
(ix) Balangoda / Rakwana	1,071.05	1,081.44	(vii) Matara	1,264.96	1,304.58
			(viii) Morawaka	1,288.44	1,247.05
			(ix) Ratnapura	1,083.52	1,101.51
			(x) Balangoda	27,666.67	27,666.67

SOURCE : SRI LANKA TEA BOARD



ALL BROKERS PRIVATE SALE FIGURES (FOR THE PERIOD – 18TH TO 31ST DECEMBER 2023)

	WEEKLY	TODATE
High & Medium	139,815.00	2,534,626.70
Low	3,536.00	534,101.10
Green Tea	74,201.00	1,791,684.50
Organic Tea	12,314.00	530,537.36
BMF	137,827.00	2,759,352.00
Direct Sales	-	-
Forward Contract	60,000.00	2,271,908.00





- **Crop and Weather**
- **Crop Figures**
- **Tea News**
- **Notices**

CROP AND WEATHER - FOR THE PERIOD OF – 25TH TO 31ST DECEMBER 2023



Western

Bright weather with occasional showers were experienced in Agarapatana, Talawakelle and Dickoya districts.



Nuwara Eliya

Rainfall was recorded throughout the week in Kandapola and Nuwara Eliya districts.



Uva

Lunugala, Haputale and Badulla districts experienced heavy rainfall throughout the week.



Low Grown

Bright weather conditions with occasional rainfall was reported in Deniyaya, Rathnapura and Galle districts.



Crop

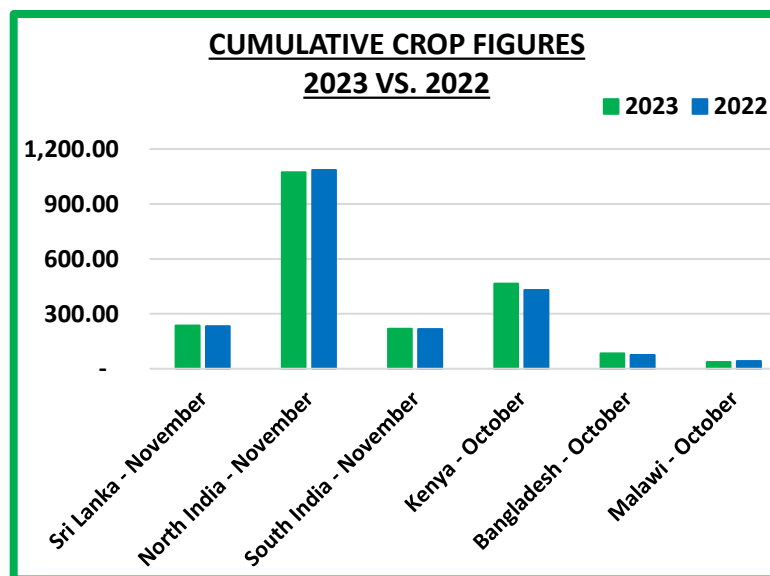
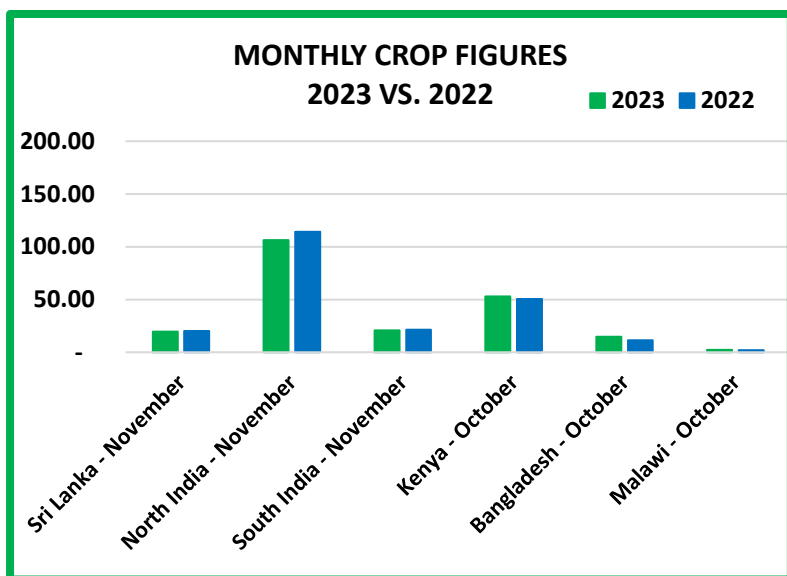
Crop intakes are low.



CROP FIGURES OF MAJOR PRODUCING & EXPORTING COUNTRIES

Country	Month	2023	2022	Cumulative + Inc. / Dec.	Cumulative	2023	2022	Cumulative + Inc. / Dec.
Sri Lanka	November	19.58	20.24	- 0.66	Upto November	236.03	231.86	+ 4.17
North India	November	106.23(E)	114.18	- 7.95	Upto November	1071.85(E)	1084.52	- 12.67
South India	November	20.89(E)	21.31	- 0.42	Upto November	218.33(E)	217.31	+ 1.02
Kenya	October	52.79	50.61	+ 2.18	Upto October	465.01	428.91	+ 36.10
Bangladesh	October	14.59	11.37	+ 3.22	Upto October	83.58	75.21	+ 8.37
Malawi	October	2.11	2.10	+ 0.01	Upto October	36.66	41.43	- 4.77

(E) - Estimated



TEA NEWS AROUND THE GLOBE

MOMBASA MARKET

SALE NO. 01 – SALE OF 02ND & 03RD JANUARY 2024

There was fairly good demand in the opening sale of the year for the 225,395 packages (15,037,145.00 kilos) available in the market; 40.82% remained unsold.

OFFERINGS

Leaf Grades	-	130,435 packages (8,580,234.00 kilos) – 44.53% unsold.
Dust Grades	-	70,280 packages (5,211,442.00 kilos) – 37.39% unsold.
Secondary Grades	-	24,680 packages (1,245,469.00 kilos) – 30.96% unsold.

MARKETS

Pakistan Packers, Yemen and other Middle Eastern countries were active but at lower levels with **Bazaar** more active but selective. **UK** lent more support while **Afghanistan** maintained selective enquiry. There was improved activity from **Egyptian Packers** while **Kazakhstan** and **other CIS states** showed less participation. **South Sudan** showed more interest while **Russia, Iran and Sudan** were quiet. **Local Packers** maintained support with **Somalia** active but at lower rates at the lower end of the market.

LEAF GRADES (M2)

BP1:

Best – Mostly eased by up to USC40 but select lines sold above previous rates by up to USC27.

Brighter – Saw less enquiry up to USC43 below previous levels but a few invoices were steady to dearer by up to USC16.

Mediums – KTDA mediums lost up to USC2 where sold with Plantation mediums irregularly easier by up to USC12.

Lower Medium – Met irregular demand and varied between firm to USC14 above last levels to easier by up to USC17.

Plainer – Steady to USC6 above previous rates to easier by up to USC14.

PF1:

Best – Mostly easier by up to USC39 but select lines gained USC10.

Brighter – Irregularly discounted by up to USC20.

Mediums – KTDA mediums lost up to USC24 but select lines were USC4 dearer with Plantation mediums irregular at USC4 dearer with some invoices gaining up to USC25 to mostly easier by up to USC11.

Lower Medium – Irregular enquiry at firm to USC12 dearer to easier by up to USC16 with some lines USC35 below previous rates.

Plainer – Firm to USC18 above previous rates to easier by up to USC12.

DUST GRADES (M1)

PDUST:

Best – Irregular interest ranging from firm to USC20 dearer with some lines advancing by up to USC52 to easier by up to USC37.

Brighter – Were discounted by up to USC45.

Mediums – KTDA mediums met irregular enquiry at USC8 dearer to easier by up to USC32 while Plantation mediums were steady to USC10 dearer but some teas lost up to USC2.

Lower Medium – Saw good but irregular support varying between firm to mostly dearer by up to USC21 to easier by up to USC6 for some invoices.

Plainer – Improved activity at dearer rates advancing by up to USC22.



TEA NEWS AROUND THE GLOBE



MOMBASA MARKET – Continued ;

DUST1:

Best – Irregular varying between USC4 above previous levels to mostly easier by up to USC25.

Brighter – Mostly discounted by up to USC37 but select invoices were firm to USC9 above last levels..

Mediums – KTDA mediums were irregular between USC9 above previous rates to easier by up to USC33 while Plantation mediums lost USC10 with some lines discounted by up to USC28.

Lower Medium – Met good but irregular interest ranging between firm to USC17 dearer to easier by up to USC12.

Plainer – Saw more but irregular support and were mostly dearer by up to USC30 but some lines lost up to USC8.

SECONDARY GRADES (S1)

In the Secondary Catalogues, **BPs** appreciated while best **PFs** were dearer with others about steady. Clean well sorted coloury **Fannings** gained with **similar DUSTs** selling above previous rates. **Other Fannings** eased while **DUSTs** were steady. **BMFs** were well absorbed.

QUOTATIONS	BROKENS	FANNINGS
Best	255 – 420	318 – 374
Good	255 – 297	312 – 348
Good Medium	255 – 292	272 – 334
Medium (KTDA)	250 – 252	217 – 292
Medium (Plantations)	115 – 210	122 – 216
Lower Medium	087 – 164	060 – 158
Plainer	070 – 142	039 – 114

AUCTION	KENYA 2022 \$	KENYA 2023 \$	TOTAL 2022 \$	TOTAL 2023 \$
50	2.44	2.31	2.31	2.12
51	2.34	2.21	2.21	2.09
01 *	2.40	2.25	2.25	2.11

* 2023 / 2024

SOURCE : AFRICA TEA BROKERS LTD.



TEA NEWS AROUND THE GLOBE



CHITTAGONG MARKET

SALE NO. 36 – 01ST JANUARY 2024

CTC LEAF: 79,050 packages of tea on offer met with a fairly good demand.

BROKENS: Well made good liquoring Brokens were a good market and were mostly firm. Medium varieties met with a little less demand and were an easier market with more withdrawals. Plainer varieties were again a lower market following much less demand. Withdrawals were heavy in this category. BLF teas once again met with a selective demand and were mostly easier with heavy withdrawals.

FANNINGS: A small weight of good liquoring Fannings were well competed for and were mostly dearer. Other varieties met with a fair demand but were again easier with quite fair withdrawals. Plain teas met with a fair demand at easier rates with quite a lot of withdrawals. BLF teas once again met with a selective demand and were mostly easier with heavy withdrawals.

DUST: 18,150 packages of tea on offer met with only fair demand. Good liquoring Dusts met with a fair demand and sold Tk.5/- to Tk.10/- less than last levels. Mediums were an easier market with some withdrawals. Plain and BLF Dusts were difficult of sale with heavy withdrawals. Blenders were fairly active whilst Loose tea buyers were very selective.

COMMENTS: A heavier weight of teas were on offer which mainly comprised of reprinted teas of previous sales. Blenders lent good support particularly for the brighter liquoring types which often appreciated. Loose tea buyers lent quite fair support.

Dusts were an easier market with more withdrawals than last.

Our catalogue: (Sale 36) Avg: Tk 170.50 , Sold 47.16 % , (Sale 35) Avg: Tk 169.31 , Sold 56.99 %

Quotations – This Week – (In Taka)

Brokens	This Week	Last Week	Fannings	This week	Last Week	Dust	This week	Last Week
Best	200-210 nom	195-210 nom	Best	210-225	210-225	PD	122-258	140-262
Good	175-185	175-185	Good	180-190	180-185	RD	80-236	75-270
Good Med	145-155	150-160	Good Med	155-165	160-170	D	88-256	125-288
Medium	130-140	135-140	Medium	130-140	135-140	CD	165-273	170-325
Plain	80-100	90-110	Plain	90-110	100-110	BLF	90-130	75-120
BLF	70-110	75-115	BLF	70-110	80-120			

Exchange Rates 01st January 2024 Sterling Pound: Tk. 139.0873, dollar: Tk. 109.5000

SOURCE : NATIONAL BROKERS LTD



TEA NEWS AROUND THE GLOBE



SILIGURI MARKET

SALE NO. 52 – SALE OF 30TH DECEMBER 2023

1. MARKET DESCRIPTION :

- DEMAND- LEAF- GOOD FOR QUALITY AND FAIR FOR REMAINDER. COMMON/PLAINER SORTS WITNESSED SOME OUTLOTS. DUST- STRONG.
- PRICES EASED.
- INTERNAL TRADE WAS ACTIVE WITH SOME SUPPORT FROM TRADITIONAL BLENDERS. EXPORTERS WERE SELECTIVE.
- PERCENTAGES OF TEAS SELLING BELOW RS 100 SHOWED A NOTICEABLE INCREASE.

2. TOTAL AUCTION WEIGHTED AVERAGE (₹)

	2023-24			2022-23			UPTO SALE - 52		
	SALE - 52	SALE - 51	+/-	SALE - 52	SALE - 51	+/-	2023-24	2022-23	2021-22
CTC	152.08	155.08	-3.00	154.64	158.17	-3.53	168.18	182.13	182.43
DUST	143.20	144.25	-1.05	156.07	166.31	-10.24	162.31	179.14	170.36
TOTAL	151.11	153.84	-2.73	154.78	158.99	-4.21	167.52	181.80	181.06

SOURCE: PARCON INDIA PVT LTD

GUWAHATI MARKET

SALE NO. 52 – SALE OF 30TH DECEMBER 2023

1. MARKET DESCRIPTION :

- FAIR DEMAND WHICH IMPROVED WITH PROGRESS OF SALE.
- LEVELS FOR ALL SORTS WERE IRREGULARLY EASIER. REPRINTED TEAS WITNESSED BETTER COMPETITION AND SOLD AROUND LAST LEVELS.
- THE DUST MARKET FOLLOWED A SIMILAR TREND TO LEAF.
- MEDIUM & PLAINER SORTS SOLD READILY AT REDUCED LEVELS.
- MAJOR BLENDERS - ACTIVE. WESTERN INDIA OPERATED ON LIQUORING SORTS WITH FAIR SUPPORT FROM INTERNAL SECTION.
- EXPORTERS SELECTIVE FOR BOLDER BROKENS & MEDIUM DUST GRADES.

2. TOTAL AUCTION WEIGHTED AVERAGE (₹)

	2023-24			2022-23			UPTO SALE - 52		
	SALE - 52	SALE - 51	+/-	SALE - 52	SALE - 51	+/-	2023-24	2022-23	2021-22
CTC	151.30	159.04	-7.74	153.87	158.96	-5.09	195.14	195.50	186.88
DUST	149.06	155.87	-6.80	162.21	165.73	-3.52	189.76	198.30	182.69
TOTAL	150.73	158.28	-7.54	155.97	160.74	-4.76	193.63	196.27	185.65

SOURCE: PARCON INDIA PVT LTD





TEA NEWS AROUND THE GLOBE

KOLKATA ORTHODOX / CTC MARKET

SALE NO. 52 – SALE OF 30TH DECEMBER 2023

1. Market Description :

- FAIR DEMAND.
- THE FEW BETTER SORTS WERE IRREGULAR AROUND LAST FOLLOWING QUALITY.
- TGFOP/GFOP CONTINUED TO BE READILY ABSORBED HOWEVER, SHORTER WHOLE LEAF & SMALLER FANNINGS SAW REDUCED DEMAND.
- THE BROWNER, STALKIER SORTS WERE EASIER AND ALSO WITNESSED SOME WITHDRAWALS.
- TEAS SELLING BELOW 125/- INCREASED BY 8% THIS WEEK.
- EXPORTERS TO THE MIDDLE EAST AND CIS OPERATED.

	WHOLE LEAF		BROKENS		FANNINGS
	1ST LINE	2ND LINE	LARGER	SMALLER	LEAFY
BEST	300-340+(N)	280-300+(N)	270-300+(N)	260-300+(N)	NQ
GOOD	260-300	240-270+	250-270	230-260	130-160(N)
MEDIUM	230-260	200-240	210-240	180-220+	100-130

1. Market Description :

- FAIR DEMAND FOR BOTH CATEGORIES.
- LEVELS FOR ALL SORTS IN THE LEAF SEGMENT WERE GENERALLY EASIER FOLLOWING QUALITY. MEDIUM ASSAMS HAD A HIGHER PERCENTAGE OF OUTLOTS.
- PLAINER ASSAMS CONTINUED TO WITNESS BETTER MOVEMENT.
- PREMIUM DUSTS WERE WELL COMPETED FOR. REMAINDER FOLLOWED A SIMILAR TREND TO LEAF.
- MAJOR BLENDERS WERE THE MAINSTAY WITH SOME SUPPORT FROM OTHER SECTIONS OF THE TRADE. EXPORTERS WERE SELECTIVE.

2. TOTAL AUCTION WEIGHTED AVERAGE (₹)

	2023-24			2022-23			UPTO SALE - 52		
	SALE - 52	SALE - 51	+/-	SALE - 52	SALE - 51	+/-	2023-24	2022-23	2021-22
CTC	168.22	176.27	-8.05	180.26	183.85	-3.59	211.43	216.99	209.81
DUST	172.04	180.43	-8.40	190.20	194.34	-4.15	220.21	238.10	215.57
TOTAL	169.34	177.48	-8.14	183.25	186.73	-3.48	214.10	222.95	211.43

SOURCE: PARCON INDIA PVT LTD



UPCOMING AUCTION DETAILS

Auction No.	03		02	
Dates	16 th / 17 th January 2024		10 th / 11 th January 2024	
	No. of Lots	Qty – kg	No. of Lots	Qty – kg
Ex-Estate	746	765,788	692	714,814
Main Sale Total	9,880	4,417,023	9,843	4,394,818
High & Medium	1,474	633,414	1,509	645,625
Low Grown – Leafy	1,915	689,926	1,933	693,228
Low Grown – Semi Leafy	1,470	619,175	1,450	606,908
Low Grown Tippy	1,895	887,526	1,822	859,124
Premium / Flowery	414	64,251	427	68,439
Off Grades	2,227	1,089,613	2,201	1,077,369
Dust	485	433,118	501	444,125
Grand Total	10,626	5,182,811	10,535	5,109,632
Reprints	507	244,538	477	217,749
Total No. of Lots on Offer		10,626	10,535	
Total Quantity on Offer (kg)		5,182,811	5,109,632	



SCHEDULED CLOSING DATES

Auction No.	Date of Sale	Ex-Estate	Main Sale
04	22 nd / 23 rd January 2024	04/01/2024	04/01/2024
05	30 th / 31 st January 2024	12/01/2024	12/01/2024
06	06 th / 07 th February 2024	18/01/2024	18/01/2024

PROMPT DATES

Auction No.	Buyers	Sellers
02	17/01/2024	18/01/2024
03	23/01/2024	24/01/2024
04	29/01/2024	30/01/2024



ORDER OF SALE (SALE NO. 02 – 10TH / 11TH JANUARY 2024)

Main Sale Order – 1 (Leafy / Semi Leafy / Tippy / Premium / 1A)	Main Sale Order – 2 (H & M / Off Grade / Dust)	Ex-Estate
FORBES & WALKER TEA BROKERS (PVT) LTD	EASTERN BROKERS. LTD.	ASIA SIYAKA COMMODITIES PLC.
BARTLEET PRODUCE MARKETING (PVT) LTD	FORBES & WALKER TEA BROKERS (PVT) LTD	FORBES & WALKER TEA BROKERS (PVT) LTD
EASTERN BROKERS. LTD.	MERCANTILE PRODUCE BROKERS (PVT) LTD	LANKA COMMODITY BROKERS LTD
CEYLON TEA BROKERS PLC	LANKA COMMODITY BROKERS LTD	CEYLON TEA BROKERS PLC
JOHN KEELLS PLC	ASIA SIYAKA COMMODITIES PLC.	BARTLEET PRODUCE MARKETING (PVT) LTD
ASIA SIYAKA COMMODITIES PLC.	BARTLEET PRODUCE MARKETING (PVT) LTD	JOHN KEELLS PLC
LANKA COMMODITY BROKERS LTD	CEYLON TEA BROKERS PLC	MERCANTILE PRODUCE BROKERS (PVT) LTD
MERCANTILE PRODUCE BROKERS (PVT) LTD	JOHN KEELLS PLC	EASTERN BROKERS. LTD.

[DB : HR / SG]



COLOMBO TEA TRADERS' ASSOCIATION

THE OFFICE OF THE CTТА, NO. 50, NAVAM MAWATHA, COLOMBO 02.
TELEPHONE: 011 5588848, 5588849; E-MAIL ; HEMARATNE@CTTA.LK / NISANSALA@CTTA.LK

CIRCULAR NO. 04 OF 2024

JANUARY 05, 2024

TEA AUCTIONS – SALE NO. 02 / CLOSURE OF CATALOGUES

This serves to inform you that next week's sale – Sale No.2, is rescheduled for Wednesday 10th and Thursday 11th January 2024.

As such, the Tea Sale arrangement for the Sale No 02 of 2024 is as follows: Please note that the auction will commence as usual at 8.30 am.

Sale No.		Catalogue Closing Date Ex-Estate & Main Sale	Prompt Dates		10% Payment	E-Platform Levy Prompt Dates	
	Date of Sale		Buyers	Sellers		Buyers	Sellers
JANUARY							
02	Wednesday 10th & Thursday 11th January 2024	No Change	17th January 2024	18th January 2024	16th January 2024	17th January 2024	19th January 2024



NOTICE – Continued;



COLOMBO TEA TRADERS' ASSOCIATION

THE OFFICE OF THE CTTA, NO. 50, NAVAM MAWATHA, COLOMBO 02.
TELEPHONE: 011 5588848, 5588849; E-MAIL ; HEMARATNE@CTTA.LK / NISANSALA@CTTA.LK

CIRCULAR NO. 04 OF 2024

JANUARY 05, 2024

TEA AUCTIONS – SALE NO. 02 / CLOSURE OF CATALOGUES

Closure of Catalogues for Sale No. 05 shall be as follows;

Sale No.		Catalogue Closing Date Ex-Estate & Main Sale	Prompt Dates		10% Payment	E-Platform Levy Prompt Dates	
	Date of Sale		Buyers	Sellers		Buyers	Sellers
JANUARY							
05	Tuesday 30th & Wednesday 31st January 2024	12th January 2024 at 4.30 pm	6th February 2024	7th February 2024	2nd February 2024	6th February 2024	8th February 2024

OFFICE OF THE CTTA
COLOMBO TEA TRADERS' ASSOCIATION



COLOMBO TEA TRADERS' ASSOCIATION

THE OFFICE OF THE CTTA, NO. 50, NAVAM MAWATHA, COLOMBO 02.
TELEPHONE: 011 5588848, 5588849; E-MAIL ; HEMARATNE@CTTA.LK / NISANSALA@CTTA.LK

CIRCULAR NO. 03 OF 2024

JANUARY 02, 2024

SETTLEMENT OF QUALITY CLAIMS - PROCEDURAL STEPS

We refer to CTTA Circular No 05 of 2023 dated February 10, 2023, on the settlement of quality claims.

The procedural steps outlined below aim to clarify any uncertainties in the process.

Reference By-Law 36(a),

All objections/complaints, relating to quality, description, or packaging of teas, shall be communicated in writing by the Buyer and/or Co-Buyer to the Seller or Selling Broker so as to be received by the Seller or the Selling Broker, as the case may be, within fifty-one calendar days from the date of auction or sale of the tea concerned.

Reference By-Law 36(c),

Immediately on receipt of the objection/complaint, the Seller, or the Buyer and/or Co-Buyer may seek the intervention of the Selling Broker to facilitate a settlement of the difference or dispute. In the event such a prompt settlement cannot be reached:

- I. The Selling Broker shall advise the Seller, in writing, within 2 working days of receiving the report of the objection/complaint.
- II. The Seller shall confirm acceptance, or otherwise, of the claim, in writing, within 7 calendar days of receiving the advice of the Selling Broker of the objection / complaint.



NOTICE – Continued;



COLOMBO TEA TRADERS' ASSOCIATION

THE OFFICE OF THE CTTA, NO. 50, NAVAM MAWATHA, COLOMBO 02.
TELEPHONE: 011 5588848, 5588849; E-MAIL ; HEMARATNE@CTTA.LK / NISANSALA@CTTA.LK

CIRCULAR NO. 03 OF 2024

JANUARY 02, 2024

SETTLEMENT OF QUALITY CLAIMS - PROCEDURAL STEPS

Once a claim is made, reference By-Law 36(c),

III. The Buyer and/or Co-Buyer shall submit to the Selling Broker a formal claim, on confirmation of its validity by the Seller, within 7 calendar days, thereafter.

IV. The formal claim made by the Buyer and/or Co-Buyer may be settled by the Seller or the Seller's Broker in any one of the following ways, within 14 calendar days of the receipt of such claim:

As per III and IV above, a period of 21 calendar days [7+14] is available to make a formal claim to a seller settlement.

From the 22nd day onwards, interest will be charged up to the Seller's settlement. The interest rate will be based on the Central Bank of Sri Lanka (CBSL) published rate (%) for the week plus 1%.

OFFICE OF THE CTTA
THE COLOMBO TEA TRADERS' ASSOCIATION



NOTICE



**We congratulate Horana Plantations PLC
for obtaining
Certification of Mother and Child-Friendly
Seal for Responsible Business Initiative.**



NOTICE



**We congratulate Horana Plantations PLC for obtaining
ISO 45001 : 2018 Standards Certification for the following Estates.**

- **Alton Tea Estate**
- **Gouravilla Estate**
- **Fairlawn Estate**





“

The magic in new beginnings is truly the most powerful of
them all.

— Josiyah Martin

”