

HAPPY
NEW YEAR
2021





TEA MARKET REPORT

JOHN KEELLS PLC

SALE NO. 01 – 05TH / 06TH JANUARY 2021

ORDER OF SALE (SALE NO. 01 - 05TH / 06TH JANUARY 2021)

Main Sale Order – 1 (Leafy / Semi Leafy / Tippy / Premium / 1A)	Main Sale Order – 2 (H & M / Off Grade / Dust)	Ex-Estate
Lanka Commodity Brokers Ltd	JOHN KEELLS PLC	Ceylon Tea Brokers PLC
JOHN KEELLS PLC	Eastern Brokers. Ltd.	Lanka Commodity Brokers Ltd
Asia Siyaka Commodities Pvt. Ltd	F & W Tea Brokers (Pvt) Ltd	Bartleet Produce Marketing (Pvt) Ltd
Eastern Brokers. Ltd.	Mercantile Produce Brokers (Pvt) Ltd	Eastern Brokers. Ltd.
Ceylon Tea Brokers PLC	Lanka Commodity Brokers Ltd	F & W Tea Brokers (Pvt) Ltd
F & W Tea Brokers (Pvt) Ltd	Asia Siyaka Commodities Pvt. Ltd	Asia Siyaka Commodities Pvt. Ltd
Bartleet Produce Marketing (Pvt) Ltd	Bartleet Produce Marketing (Pvt) Ltd	JOHN KEELLS PLC
Mercantile Produce Brokers (Pvt) Ltd	Ceylon Tea Brokers PLC	Mercantile Produce Brokers (Pvt) Ltd



AUCTION DETAILS

Auction No.	01	
Dates	05 th / 06 th January 2021	
	No. of Lots	Qty – kg
Ex Estate	844	943,040
Main Sale Total	10,570	5,462,704
High & Medium	1,601	782,752
Low Grown - Leafy	2,216	971,860
Low Grown - Semi Leafy	1,810	912,865
Low Grown Tippy	1,852	998,565
Premium / Flowery	409	75,694
Off Grades	2,059	1,076,262
Dust	623	644,706
Grand Total	11,414	6,405,744
Reprints	461	222,609
Total No. of Lots Offered	11,414	
Total Quantity Offered (kg)	6,405,744	

PROMPT DATES

Auction No.	Buyers	Sellers
01	12/01/2021	13/01/2021



COMMENTS



National Auction average for the month of December 2020 recorded at Rs.644.07 shows an increase of Rs.67.75 in comparison to the 2019 December figure of Rs.576.32. When analyzing the respective elevation averages for the month of December 2020, the High Grown recorded an average of Rs.636.76 which is a positive variance of Rs.100.34 when compared to Rs.536.42 in December 2019. Medium Grown recorded a positive variance of Rs.101.35 with an average of Rs.589.59 when compared to Rs.488.24 in December 2019, similarly the Low Grown recorded an average of Rs.661.77 which is a positive variance of Rs.41.99 in comparison to Rs.619.78 in December 2019.

The 0.94 Mkgs of Ex Estate teas on offer met with fair demand at slightly lower levels. Select best Western High Grown BOPs were irregularly dearer following special inquiry, whilst the others together with the below best and plainer sorts were easier. Select best BOPFs declined from last levels, the below best and plainer varieties too were firm to a little easier. Nuwara Eliya BOPs were easier, the BOPFs too followed a similar trend with some invoices remaining unsold. Udupussellawa BOPs were easier to last, the BOPFs maintained. Uva BOPs were easier, the BOPFs too were mostly lower with some invoices maintaining last levels. Low Grown CTC BP1s were firm to a little easier at times. The High and Medium sorts too declined. Low Grown PF1s maintained last levels. The High and Medium sorts were mostly firm.

The 2.8 Mkg of Low Grown teas which were on offer met with fair demand. Select best and best OP1s were irregularly lower to last. BOP1s too met with irregular demand. Select best and best OPs declined a few rupees. OPAs were lower to last. Well-made Bold Pekoes were firm. Pekoe1s were lower to last. In the Small leaf segment, select best BOP.SP / BOPF.SP and BOPFs were dearer. Well-made BOPs appreciated following quality. Select best and best FBOP and FBOPF1s appreciated few rupees. FBOPF varieties were firm. Well-made Premium Flowery teas were dearer, others attracted fair demand.

Turkey, Iran, Russia and the C.I.S. countries lent fair support. Libya and Iraq were active.



MARKET DESCRIPTION

Western Teas

A few better BOPs were firm to dearer at times, however the others declined on last levels, below best and the plainer types were easier by Rs.20/- to Rs.30/-. Best and Below Best BOPF were lower by Rs.20/- to Rs.30/-. plainer types were firm. Medium BOPs and BOPFs eased Rs.10 to Rs.20/-.

Nuwara Eliya Teas

BOPs and BOPFs declined sharply.

Uva Teas

Uva BOPs eased Rs.10/- to Rs.20/-. The BOPF maintained. Udupussellawa BOPs were lower by Rs.10/-, whilst the BOPFs maintained.

CTC Teas

Low Grown BP1s eased. Better PF1s maintained, whilst the balance declined on account of quality, poor types met with less demand and were difficult of sale. Medium Grown BP1s appreciated Rs.10/- to Rs.20/-, the balance maintained. Better PF1s maintained whilst the balance met with irregular demand. High Grown BP1s maintained. Better PF1s were firm to Rs.10/- to Rs.20/- dearer at times, the balance were firm.

QUOTATIONS

	BOP – RS.	BOPF – RS.
Good Westerns	730 — 830	680 – 720
Average Westerns	650 – 720	630 – 670
Plainer Westerns	550 – 640	520 – 620
Western Mediums	580 – 780	530 – 650
Uva Teas	470 – 660	470 – 670
Nuwara Eliya Teas	520 – 820	530 – 760
Uda Pussellawa Teas	570 – 610	520 – 650
CTC (BP1 and PF1)	390 - 680	350 - 860





MARKET DESCRIPTION

Low Grown

OP1s in the select best and best categories declined from last year's closing levels with only selective demand, below best types were firm to lower, secondaries however were firm to dearer by Rs.10/-. All BOP1s sold at last levels. Well twisted OPs were irregular, secondaries gained by Rs.10/- to Rs.20/-. Select best and best OPAs declined by Rs.10/- and more towards the latter parts of the sale, secondaries improved from last levels. Shotty Pekoes along with the heavy bold invoices were fully firm with widespread demand, secondaries improved from last levels. Well made Pekoe1s were firm to dearer on most occasions, others too sold at last levels.

Select best BOPs were firm to dearer by Rs.5/- to Rs.10/-, best and below best types were firm, secondary types were dearer by Rs.5/- to Rs.10/-. Select best BOP.SP/ BOPF.SP were dearer by Rs.10/- to Rs.20/-, best and below best types were firm, poorer sorts were dearer by Rs.5/- to Rs.10/-. BOPFs followed a similar trend. Select best and best FBOPF1s were firm with good demand, below best types too were firm, secondaries were dearer by Rs.5/- to Rs.10/-. Select best well-made FBOPs were firm with good demand, best types were firm to dearer by a few rupees, below best types were lower by Rs.5/- to Rs.10/-, secondary types were firm. Select best FBOPF types were firm to dearer by Rs.5/- to Rs.10/-, best and below best types were firm. All Premium Flowery teas met with fair demand.

Off Grades

Select best and best Fgs1s were easier by Rs.10/-, below best and poorer types were firm. Select best and best BMs were dearer by Rs.10/- to Rs.20/-, below best and poorer types were firm. All BPs were firm on last. Select best and best BOP1As were firm to dearer, below best and poorer sorts were dearer by Rs.10/- to Rs.20/-.

Dust

Select best Dust1s where quality was maintained held firm to easier by Rs.10/- to Rs.15/-, others in the same category along with the best varieties declined by Rs. 25/- to Rs.35/-, below best Dust1s declined by Rs.30/- to Rs.40/-, poorer sorts were sold at last levels, clean secondaries held firm, others appreciated by Rs.10/- to Rs.15/-, Best High & Medium CTCs were firm to dearer by Rs.10/- to Rs.15/-, others declined by Rs.15/- to Rs.20/-, Best Low Grown CTCs were firm, others declined by Rs.10/- to Rs.20/-. Low Grown Dust / Dust1s declined by Rs.10/- to Rs.15/-, others gained by Rs.5/- to Rs.10/-.



QUOTATIONS

	Select Best	Best	Below Best	Others
LIQUORING				
DUST-1	680.00 - 770.00	640.00 - 660.00	590.00 - 630.00	440.00 - 560.00
OFF GRADES				
FGS1	600.00 - 640.00	550.00 - 590.00	450.00 - 540.00	350.00 - 440.00
FGS	500.00 - 520.00	440.00 - 490.00	380.00 - 430.00	320.00 - 370.00
LOW GROWNS				
FBOPF / FFSP / FFEXSP	2100.00 - 2800.00	1200.00 - 1800.00	800.00 - 1100.00	600.00 - 750.00
BOP	820.00 - 980.00	700.00 - 780.00	560.00 - 680.00	450.00 - 540.00
BOPSP	720.00 - 1200.00	640.00 - 700.00	560.00 - 600.00	430.00 - 520.00
BOPF	650.00 - 780.00	520.00 - 600.00	420.00 - 500.00	280.00 - 370.00
FBOPF1	740.00 - 1040.00	660.00 - 720.00	600.00 - 640.00	450.00 - 580.00
FBOP	820.00 - 1140.00	700.00 - 780.00	600.00 - 680.00	440.00 - 580.00
BOP1	880.00 - 1450.00	840.00 - 870.00	720.00 - 840.00	630.00 - 680.00
OP1	1450.00 - 2500.00	1400.00 - 1430.00	1080.00 - 1400.00	500.00 - 700.00
OP	750.00 - 830.00	750.00 - 720.00	680.00 - 720.00	540.00 - 580.00
OPA	680.00 - 890.00	630.00 - 660.00	500.00 - 550.00	400.00 - 470.00
PEKOE	800.00 - 1060.00	680.00 - 750.00	580.00 - 620.00	470.00 - 500.00
PEKOE1	820.00 - 1100.00	740.00 - 780.00	610.00 - 640.00	450.00 - 510.00
DUST / DUST1	540.00 - 600.00	430.00 - 480.00	350.00 - 430.00	300.00 - 390.00



- **Top Prices**
- **Colombo Auction Averages**
- **National Elevational Averages**
- **Agro Climatic District Averages**
- **All Brokers Private Sale Figures**



TOP PRICES (SALE NO. 01 – 05TH / 06TH JANUARY 2021)

WESTERN HIGH			
BOP		Somerset	830.00
BOPSP		Bearwell	700.00
BOPF/BOPFSP		Mattakelle	720.00
FBOP/FBOP1	*	Inverness	920.00
FBOPF/FBOPF1	*	Inverness	900.00
BOP1	*	Inverness	900.00
OP/OPA	*	Venture	680.00
OP1		Queensberry	780.00
PEKOE/PEKOE1		Inverness	850.00

WESTERN MEDIUM			
BOP		Dartry Valley	850.00
BOPSP		Doombagastalawa	840.00
BOPF/BOPFSP		Craighead	660.00
FBOP/FBOP1		Craighead	980.00
FBOPF/FBOPF1		Doombagastalawa	840.00
BOP1		Craighead	1250.00
OP/OPA		Doombagastalawa	700.00
		Harangalla	700.00
OP1		Craighead	1060.00
PEKOE/PEKOE1	*	Nayapane	940.00
		Craighead	940.00
		Doombagastalawa	940.00

UDA PUSSELLAWA			
BOP		Kirklees	610.00
BOPSP		Kirklees	600.00
BOPF/BOPFSP		Kirklees	650.00
FBOP/FBOP1		Gonapitiya	760.00
FBOPF/FBOPF1		Gonapitiya	700.00
BOP1		-	
OP/OPA		Gonapitiya	600.00
OP1		Gonapitiya	660.00
PEKOE/PEKOE1		Gampaha	790.00

UVA HIGH			
BOP	*	Glenanore	690.00
		Ranaya	690.00
BOPSP	*	Uva Highlands	670.00
BOPF/BOPFSP		Bandaraeliya	670.00
FBOP/FBOP1		Uva Highlands	780.00
FBOPF/FBOPF1	*	Uva Highlands	730.00
		Oodoowerre	730.00
BOP1	*	Uva Highlands	800.00
OP/OPA	*	Uvakellie	630.00
		Glenanore	630.00
OP1	*	Uva Highlands	730.00
		Glenanore	730.00
PEKOE/PEKOE1	*	Uva Highlands	880.00

UVA MEDIUM			
BOP	*	Demodera 'S'	730.00
BOPSP	*	Telbedde	750.00
BOPF/BOPFSP	*	El Teb	670.00
FBOP/FBOP1		Aruna Passara	800.00
FBOPF/FBOPF1	*	Pettiagalla	760.00
		Halpewatte Uva	760.00
BOP1		Dickwella	860.00
OP/OPA	*	Glen Alpin	670.00
OP1		Dickwella	800.00
PEKOE/PEKOE1		Aruna Passara	900.00

CTC HIGH			
PF1		Dunsinane CTC	670.00
BP1		Dunsinane CTC	610.00
BPS		Mount Vernon CTC	540.00
OF		-	

CTC MEDIUM			
PF1		Strathdon CTC	660.00
BP1		Strathdon CTC	600.00
BPS		-	
OF		-	

NUWARA ELIYA			
BOP	*	Lovers Leap	820.00
BOPF/BOPFSP		Court Lodge	760.00
FBOP/FBOP1		Court Lodge	940.00
OP/OPA		-	
PEKOE/PEKOE1		Court Lodge	920.00

CTC LOW			
PF1	*	Hingalgoda CTC	860.00
BP1		Ceciliyan CTC	680.00
BPS		Ranwin CTC	360.00
OF		Peakwatta CTC	400.00



TOP PRICES (SALE NO. 01 – 05TH / 06TH JANUARY 2021)

LOW			
BOP		Kelani	980.00
		Sithaka	980.00
BOPSP		Geekiyanahena	1200.00
BOPF		Pothotuwa	780.00
BOPFSP	*	Berubeula	940.00
	*	Kiruwanaganga	790.00
FBOP		Sithaka	1140.00
	*	Kiruwanaganga	1100.00
FBOP1		Sithaka	900.00
FBOPF		Andaradeniya	1100.00
FBOPF1		Yalta	1040.00
BOP1		Pothotuwa	1450.00
OP1		Sithaka	2500.00
OP		Lions	830.00
OPA		Karagoda	890.00
PEKOE		Green House	1060.00
PEKOE1		K.D.U Super	1100.00

PREMIUM			
FBOPFSP		Sherwood Super	2700.00
FBOPFEXSP		Lickra	2800.00
FBOPFEXSP1		K.D.U Super	2800.00

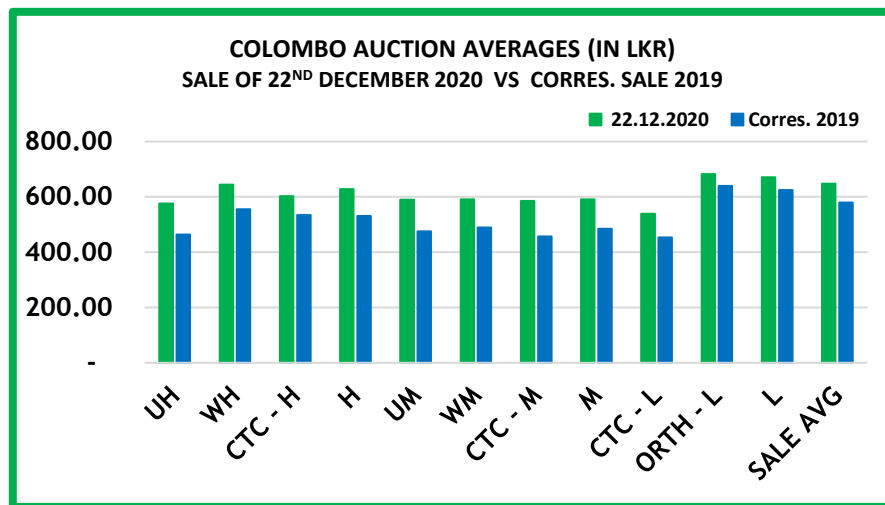
DUST			
DUST1		Great Western	770.00
P.DUST	**	Ceciliyan CTC	780.00

OFF GRADES			
FNGS/FNGS1		Waltrim	640.00
	*	Bridwell	630.00
PFNGS	**	Hingalgoda CTC	680.00
BM		Ihalapanapitiya	710.00
BP		New J.S.P.	680.00
BOP1A		Garden Leaf	770.00

**** MORE THAN ONE TOP PRICE OBTAINED**
*** TEAS SOLD BY JOHN KEELLS PLC**
+ ALL TIME RECORD PRICE
++ ALL TIME RECORD PRICE EQUALED

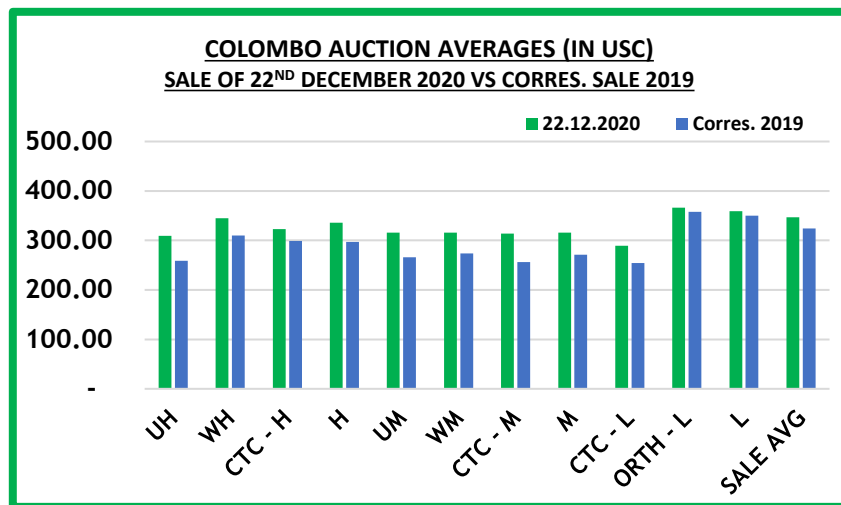


COLOMBO AUCTION AVERAGES



	Sale of 16/12/2020 In LKR	Sale of 22/12/2020 In LKR	Corres. 2019 In LKR
Uva High Grown	575.45	575.99	463.39
Western High Grown	660.74	644.42	554.76
CTC High Grown	630.08	602.54	534.54
Summary of High Grown	641.19	627.72	531.21
Uva Medium Grown	583.34	590.04	475.44
Western Medium Grown	591.10	590.60	488.89
CTC Medium Grown	609.34	585.12	456.80
Summary of Medium Grown	589.09	590.45	484.89
CTC Low Grown	556.13	539.06	453.82
Orthodox Low Grown	672.91	682.75	639.81
Summary of Low Grown	663.89	670.87	624.65
TOTAL SALE AVERAGE	645.51	647.49	579.31

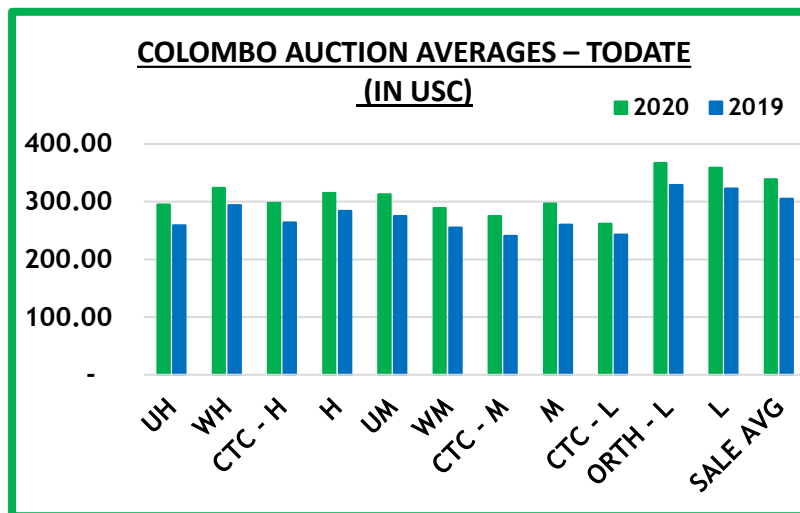
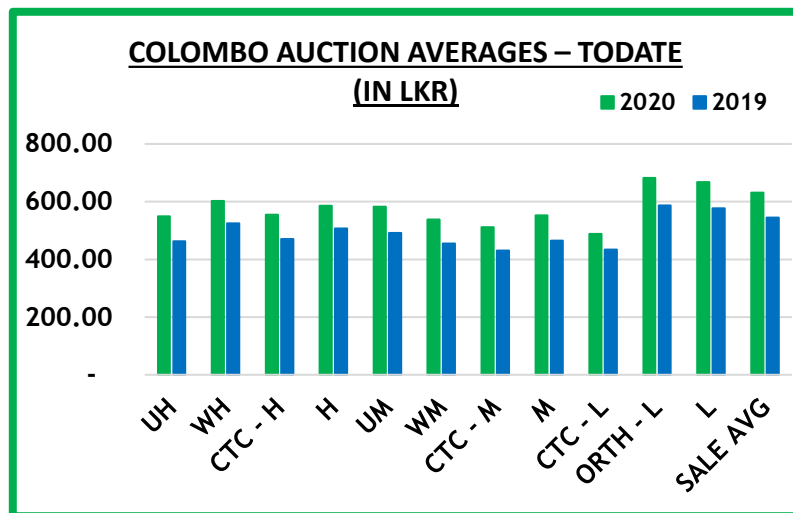
COLOMBO AUCTION AVERAGES



	Sale of 16/12/2020 In USC	Sale of 22/12/2020 In USC	Corres. 2019 In USC
Uva High Grown	310	309	259
Western High Grown	356	345	310
CTC High Grown	340	323	299
Summary of High Grown	346	336	297
Uva Medium Grown	315	316	266
Western Medium Grown	319	316	274
CTC Medium Grown	329	314	256
Summary of Medium Grown	318	316	271
CTC Low Grown	300	289	254
Orthodox Low Grown	363	366	358
Summary of Low Grown	358	359	350
TOTAL SALE AVERAGE	348	347	324



COLOMBO AUCTION AVERAGES



January to Date (Sale No. 50)	2020 LKR	2019 LKR	2020 USC	2019 USC
Uva High Grown	549.12	462.21	295	259
Western High Grown	602.59	524.56	324	294
CTC High Grown	554.40	470.80	298	264
Summary of High Grown	586.03	507.21	315	284
Uva Medium Grown	582.67	491.63	313	275
Western Medium Grown	538.27	455.13	289	255
CTC Medium Grown	511.63	430.23	275	241
Summary of Medium Grown	551.98	465.18	297	260
CTC Low Grown	488.62	434.08	262	243
Orthodox Low Grown	682.60	587.33	367	329
Summary of Low Grown	668.32	576.39	359	323
TOTAL SALE AVERAGE	631.56	544.63	339	305



COLOMBO AUCTION AVERAGES

FROM 01 ST TO 22 ND DECEMBER 2020	LKR
Uva High Grown	579.76
Western High Grown	668.78
Summary of High Grown	645.73
Uva Medium Grown	578.97
Western Medium Grown	589.01
Summary of Medium Grown	586.33
Summary of Low Grown	662.36
TOTAL SALE AVERAGE	645.83



NATIONAL ELEVATIONAL AVERAGES

NATIONAL ELEVATIONAL AVERAGES – DECEMBER 2020

Elevation	MONTH		TODATE	
	QUANTITY - KG	AVERAGE - RS. / KG	QUANTITY - KG	AVERAGE - RS. / KG
ORTHODOX				
UVA-HIGH	1,085,215	580.41	16,425,651	552.75
WESTERN-HIGH	2,776,085	674.23	31,227,932	614.95
UVA-MEDIUM	995,984	576.59	14,615,768	581.06
WESTERN-MEDIUM	1,984,559	581.32	22,886,832	547.40
LOW	12,643,686	672.18	150,174,691	682.69
TOTAL	19,485,529	653.22	235,330,875	645.16
CTC				
UVA-HIGH	29,460	589.75	54,184	503.96
WESTERN-HIGH	290,790	633.08	4,074,848	551.33
WESTERN-MEDIUM	652,031	596.96	8,428,785	511.01
LOW	1,037,350	551.45	12,569,413	488.79
TOTAL	2,009,631	578.59	25,127,230	506.42
OTH/CTC				
UVA-HIGH	1,114,675	580.66	16,479,835	552.59
WESTERN-HIGH	3,066,875	670.32	35,302,780	607.60
UVA-MEDIUM	995,984	576.59	14,615,768	581.06
WESTERN-MEDIUM	2,636,590	585.19	31,315,617	537.60
LOW	13,681,036	663.02	162,744,104	667.72
TOTAL	21,495,160	646.24	260,458,105	631.78
GREEN				
UVA-HIGH	54,161	589.13	523,765	594.85
WESTERN-HIGH	46,708	649.78	530,765	661.35
UVA-MEDIUM	30,847	727.12	389,278	697.41
WESTERN-MEDIUM	82,161	629.38	563,956	631.59
LOW	1	19,000.00	389	1,636.61
TOTAL	213,878	637.83	2,008,153	642.83



NATIONAL ELEVATIONAL AVERAGES - Continued

ORGANIC TEAS				
UVA-HIGH	46,930	797.51	501,392	733.76
WESTERN-HIGH	9,875	926.84	75,241	946.46
UVA-MEDIUM	11,185	577.17	62,130	600.40
WESTERN-MEDIUM	41,310	1,197.23	335,566	892.10
LOW	5,315	1,162.96	64,638	1,261.98
TOTAL	114,615	948.17	1,038,967	825.19
SPECIAL TEA				
UVA-HIGH	125	9,812.00	3,213	4,041.30
WESTERN-HIGH	42	14,928.57	1,956	11,822.60
UVA-MEDIUM	9	13,944.44	1,691	2,105.26
WESTERN-MEDIUM	985	3,169.96	40,178	1,318.41
LOW	227	3,475.41	2,027	7,820.69
TOTAL	1,388	4,244.03	49,065	2,211.17
BLACK TEA SALES FROM REFUSE TEA PROCESSING CENTRES				
UVA-HIGH	114,294	409.51	1,242,902	334.84
WESTERN-HIGH	151,102	473.88	1,798,812	382.11
UVA-MEDIUM	23,220	410.94	244,741	337.17
WESTERN-MEDIUM	32,085	388.33	484,567	386.46
LOW	83,046	416.04	911,045	358.06
TOTAL	403,747	433.34	4,682,067	362.98
COMPOSITE NATIONAL AVERAGES				
High Grown	4,604,787	636.76	56,460,662	580.90
Medium Grown	3,854,376	589.59	48,053,492	553.94
Low Grown	13,769,624	661.77	163,722,203	666.32
ALL TEA AVERAGE	22,228,787	644.07	268,236,356	628.21



SUB DISTRICT AVERAGE PRICES DURING THE MONTH OF NOVEMBER 2020

SUB DISTRICTS	MONTH	CUM.	SUB DISTRICTS	MONTH	CUM.
(A) NUWARA ELIYA	662.29	621.09	(D) UDA PUSSELLAWA		
			(i) Uda Pussellawa / Halgranoya	551.31	523.12
(B) WESTERNS			(ii) Maturata	510.72	455.69
(i) Ramboda	626.30	571.81			
(ii) Pundaluoya	617.50	544.93	(E) UVAS		
(iii) Agarapatana	621.22	538.42	(i) Koslanda / Haldumulla	639.62	654.67
(iv) Nanuoya/ Lindula/ Talawakelle	686.31	625.62	(ii) Haputale	604.68	575.18
(v) Patana / Kotagala	627.92	563.06	(iii) Bandarawela / Poonagalla	594.64	553.87
(vi) Hatton / Dickoya	646.39	572.43	(iv) Malwatte / Welimada	574.27	537.24
(vii) Bogawantalawa	658.38	605.65	(v) Demodara / Haliella / Badulla	582.32	596.43
(viii) Upcot / Maskeliya	680.77	617.78	(vi) Ella / Namunukula	548.33	517.33
			(vii) Passara / Lunugalla	591.36	578.60
(C) MEDIUMS			(viii) Madulsima	531.70	513.30
(i) Watawala/ Ginigathhena / Norton Bridge	592.56	520.61			
(ii) Pussellawa / Hewaheta	605.75	563.11	(F) LOW GROWNS		
(iii) Kotmale	583.16	588.82	(i) Deniyaya	728.89	742.11
(iv) Gampola / Nawalapitiya / Dolosbage	578.98	542.02	(ii) Galle	692.29	701.13
(v) Nilambe / Hantane / Galaha	558.52	531.90	(iii) Kalutara	629.40	635.83
(vi) Kadugannawa	556.23	530.22	(iv) Kegalle	591.71	585.01
(vii) Madulkelle / Knuckles / Rangala	514.15	492.54	(v) Kellani Valley	679.92	690.26
(viii) Hunnasgiriya / Matale / Yakdessa	528.90	501.80	(vi) Kandy / Matale / Kurunegala	515.76	487.72
(ix) Balangoda / Rakwana	588.30	591.85	(vii) Matara	727.56	730.33
			(viii) Morawaka	700.63	713.88
			(ix) Ratnapura	657.11	667.42
			(x) Balangoda	601.62	623.95

SOURCE : SRI LANKA TEA BOARD



SUB DISTRICT AVERAGE PRICES DURING THE MONTH OF DECEMBER 2020

SUB DISTRICTS	MONTH	CUM.	SUB DISTRICTS	MONTH	CUM.
(A) NUWARA ELIYA	660.45	624.29	(D) UDA PUSSELLAWA		
			(i) Uda Pussellawa / Halgranoya	566.69	526.29
(B) WESTERNS			(ii) Maturata	478.08	456.85
(i) Ramboda	639.76	577.10			
(ii) Pundaluoya	613.66	550.33	(E) UVAS		
(iii) Agarapatana	624.98	545.75	(i) Koslanda / Haldumulla	637.77	653.46
(iv) Nanuoya/ Lindula/ Talawakelle	692.97	631.73	(ii) Haputale	634.59	579.51
(v) Patana / Kotagala	635.87	571.45	(iii) Bandarawela / Poonagalla	558.88	554.31
(vi) Hatton / Dickoya	646.27	578.14	(iv) Malwatte / Welimada	542.50	537.53
(vii) Bogawantalawa	664.04	610.90	(v) Demodara / Haliella / Badulla	584.39	595.60
(viii) Upcot / Maskeliya	685.98	623.79	(vi) Ella / Namunukula	560.44	519.93
			(vii) Passara / Lunugalla	579.73	578.69
(C) MEDIUMS			(viii) Madulsima	516.26	513.50
(i) Watawala/ Ginigathhena / Norton Bridge	609.00	526.74			
(ii) Pussellawa / Hewaheta	622.89	568.41	(F) LOW GROWNS		
(iii) Kotmale	623.18	592.23	(i) Deniyaya	719.93	740.17
(iv) Gampola / Nawalapitiya / Dolosbage	603.34	547.37	(ii) Galle	685.22	699.81
(v) Nilambe / Hantane / Galaha	603.83	537.60	(iii) Kalutara	615.37	634.23
(vi) Kadugannawa	553.72	531.94	(iv) Kegalle	612.20	587.21
(vii) Madulkelle / Knuckles / Rangala	536.11	495.34	(v) Kellani Valley	689.93	690.23
(viii) Hunnasgiriya / Matale / Yakdessa	515.45	502.86	(vi) Kandy / Matale / Kurunegala	519.64	490.06
(ix) Balangoda / Rakwana	596.65	592.25	(vii) Matara	714.63	728.82
			(viii) Morawaka	690.76	711.86
			(ix) Ratnapura	660.60	666.85
			(x) Balangoda	617.25	623.42

SOURCE : SRI LANKA TEA BOARD



ALL BROKERS PRIVATE SALE FIGURES (FOR THE PERIOD – 21ST TO 31ST DECEMBER 2020)

	WEEKLY	TODATE
High, Medium & Low	64,437.00	2,766,160.45
Green Tea	47,500.00	1,546,085.00
Organic Tea	11,559.00	415,056.00
BMF	377,272.00	9,838,748.00
Direct Sales	-	319,930.90
Forward Contract	13,400.00	249,820.00





- **Crop and Weather**
- **Crop Figures**
- **Tea News**
- **Holiday Notice**

CROP AND WEATHER - FOR THE PERIOD OF 28TH DECEMBER 2020 TO 03RD JANUARY 2021



Western

Bright mornings and occasional afternoon showers were recorded throughout the week.



Nuwara Eliya

Dull weather conditions and occasional showers were reported in Nuwara Eliya and Kandapola.



Uva

Overcast weather conditions and occasional showers were experienced throughout the week.



Low Grown

Bright weather conditions were recorded at the beginning of the week whilst occasional scattered showers were experienced towards the latter part.



Crop

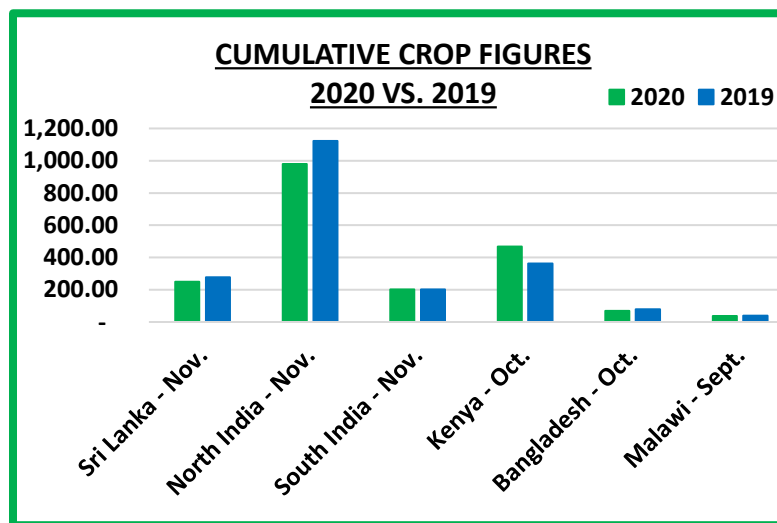
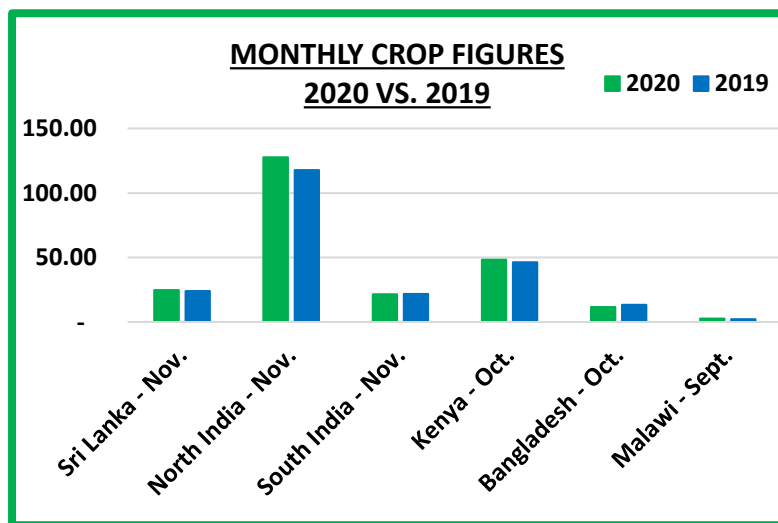
Crop intakes were moderate.



CROP FIGURES OF MAJOR PRODUCING & EXPORTING COUNTRIES

Country	Month	2020	2019	Cumulative	2020	2019	Cumulative + Inc. / Dec.
Sri Lanka	November	24.80	24.02	Upto November	249.90	278.22	- 28.32
North India	November	127.58 (E)	117.74	Upto November	980.50 (E)	1122.90	- 142.40
South India	November	21.41 (E)	21.75	Upto November	201.17 (E)	200.87	+ 0.30
Kenya	October	48.27	46.30	Upto October	467.44	363.10	+ 104.34
Bangladesh	October	11.49	13.41	Upto October	68.94	79.35	- 10.41
Malawi	September	2.78	2.11	Upto September	36.40	39.70	- 3.3

(E) - Estimated



TEA NEWS AROUND THE GLOBE



MOMBASA MARKET

SALE NO. 51 – SALE OF 21ST / 22ND DECEMBER 2020

Good general demand prevailed for the 178,719 packages (11,730,375.00 kilos) available with 12.03% unsold.

LEAF GRADES

Offerings: 88,660 packages (5,782,007.00 kilos). 8.36% remained without bids.

The best BP1s on offer held steady to USC5 dearer with brighter types about firm to USC16 below previous week's rates while medium categories saw an irregular enquiry ranging between steady to USC11 dearer to easier by USC5 to USC21. Lower medium sorts varied between firm to USC2 above last levels to easier by up to USC24 while plainer varieties were firm to USC4 dearer and a few improved lines advanced further with quality to easier by up to USC2.

Best PF1s in the market appreciated by up to USC7 closely following quality with brighter types irregular varying between firm to USC2 dearer to easier by up to USC9. Mediums saw improved absorption gaining USC2 to USC11 with lower medium varieties firm to USC4 above last prices. Plainer descriptions eased by USC2 to USC4 where sold.

DUST GRADES

Offerings: 62,040 packages (4,558,415.00 kilos) and 12.96% was unsold.

The best PDUSTs in the market held firm to USC3 below previous week's rates with brighter varieties steady to USC4 dearer while medium types saw an irregular interest ranging between firm to USC46 dearer following quality to easier by up to USC4; lower medium categories varied between firm to USC6 above last levels to easier by up to USC4. Plainer sorts were steady to USC3 easier and some invoices remained unsold.

Best DUST1s on offer appreciated by USC2 to USC8 with quality while brighter types held firm to USC10 easier. Medium types met an irregular enquiry varying between firm to USC2 above last rates to easier by USC2 to USC15 with lower mediums ranging between steady to USC4 dearer to easier by up to USC8; plainer descriptions were steady to USC8 below previous levels.

SECONDARY GRADES

Offerings: 27,819 packages (1,389,953.00 kilos) with 21.56% unsold.

In the Secondary Catalogues, BPs were dearer while clean PFs gained with others steady. Clean well sorted coloury Fannings were dearer with DUSTs firm. Other Fannings held value while similar DUSTs were steady. BMFs were well absorbed.

MARKETS

There was increased and strong support from Pakistan Packers with more and strong enquiry from Kazakhstan, other CIS states and UK while Egyptian Packers lent useful interest. Sudan showed more activity with Yemen, other Middle Eastern countries and Russia active while Bazaar were active but at lower levels. Afghanistan showed selective interest while Iran were subdued. Local Packers lent support on account of price. Somalia were active at the lower end of the market.





TEA NEWS AROUND THE GLOBE

MOMBASA MARKET – Continued...

QUOTATIONS	BROKENS	FANNINGS
Best	466 – 929	433 – 591
Good	436 – 634	421 – 466
Good Medium	410 – 531	403 – 440
Medium	384 – 464	380 – 408
Lower Medium	246 – 328	257 – 343
Plain	231 – 362	197 – 321 (SL RUPEES)

AUCTION AVERAGE PRICE

AUCTION	KENYA 2019 \$	KENYA 2020 \$	TOTAL 2019 \$	TOTAL 2020 \$
49	2.21	1.91	2.08	1.82
50	2.20	1.94	2.10	1.85
51	2.23	1.96	2.12	1.87

SOURCE : AFRICA TEA BROKERS LTD.



TEA NEWS AROUND THE GLOBE



CHITTAGONG MARKET

SALE NO. 32 – 04TH JANUARY 2021

CTC LEAF: 39,317 packages of Current Season teas on offer met with a good general demand.

BROKENS: All good liquoring Brokens met with a strong demand and were generally firm to occasionally dearer following competition. All other Brokens saw a better demand and were mostly firm. Plain and BLF types witnessed some interest and sold at around last levels.

FANNINGS: Good liquoring Fannings met with a better demand and sold readily at around last levels and were often slightly dearer following competition. Medium and others were about firm. Plain and BLF teas sold fairly well although there were a few withdrawals.

CTC DUST: 9,438 packages of Current Season teas on offer met with a fairly strong demand. Good liquoring teas sold well at around last levels. Their Mediums were fully firm to slightly dearer following quality. Plain and BLF Dusts met with less demand with a few withdrawals. Blenders lent strong support with fair interest from the Loose tea buyers.

COMMENTS: Market started off with a better demand than last and with the progress of sale it improved further particularly for the brighter teas. Blenders were more active and also there was fair interest from the Loose tea buyers.

Dusts were a dearer market.

Our catalogue (Sale 32): Avg: Tk 201.05, Sold 90.1% & (Sale 31) Avg: Tk 202.89, sold 87.6%.

Quotations – This Week – (In Taka)

Brokens	This Week	Last Week	Fannings	This week	Last Week	Dust	This week	Last Week
Large	175-180 nom	170-175 nom	Best	203-208	200-207	PD	202-275	162-277
Medium	177-185	175-182	Good	194-199	192-197	RD	170-273	160-316
Small	185-205	183-205	Medium	183-188	180-185	D	185-301	166-315
Plain	165-170	160-170	Plain	165-170	160-170	CD	155-286	180-380
BLF	155-165	155-165	BLF	155-165	155-165	BLF	155-211	170-208

Exchange Rates 21st December 2020 Sterling Pound: Tk. 110.8020 dollar: Tk. 83.6702

SOURCE : NATIONAL BROKERS LTD



TEA NEWS AROUND THE GLOBE



GUWAHATI MARKET

SALE NO. 54 – SALE OF 29TH DECEMBER 2020

Market Description :

Good demand.

Good liquoring sorts sold at fully firm to dearer levels. Medium & plainer teas sold at last levels.

Cleaner blacker sorts appreciated with competition.

2. TOTAL AUCTION WEIGHTED AVERAGE (₹)

	2020-21			2019-20			UPTO SALE - 54		
	SALE - 54	SALE - 52	+/-	SALE - 54	SALE - 51	+/-	2020-21	2019-20	2018-19
CTC	165.06	161.86	3.20	DROPPED	131.16	-131.16	227.49	146.47	147.33
DUST	161.92	157.67	4.25	DROPPED	142.94	-142.94	238.08	156.18	161.86
TOTAL	164.08	160.76	3.32	DROPPED	134.25	-134.25	230.93	149.53	151.84

SOURCE: PARCON INDIA PVT LTD

SILIGURI MARKET

SALE NO.52 – SALE OF 01ST JANUARY 2021

1. Market Description:

- Demand – strong.
- Whilst the good/best sorts were irregular and at times easier, the better medium/medium varieties were firm at last prices.
- Improved offtake was seen for the common/plainer sorts which were fully firm to dearer with competition.
- All sections operated.

2. TOTAL AUCTION WEIGHTED AVERAGE (₹)

	2020-21			2019-20			UPTO SALE - 50		
	SALE - 52	SALE - 51	+/-	SALE - 52	SALE - 51	+/-	2020-21	2019-20	2018-19
CTC	169.32	164.79	4.52	136.27	135.83	0.45	210.61	139.94	143.12
DUST	162.15	162.03	0.13	130.46	133.51	-3.05	204.15	133.87	141.50
TOTAL	168.57	164.49	4.07	135.65	135.58	0.07	209.83	139.22	142.94

SOURCE: PARCON INDIA PVT LTD



TEA NEWS AROUND THE GLOBE



KOLKATA ORTHODOX / CTC MARKET

SALE NO.52 – SALE OF 30TH / 31ST DECEMBER 2020

1. Market Description:

- Strong demand.
- Clean, well made sorts were fully firm to at times dearer , particularly the whole leaf and larger broken.
- Remainder irregular around last following quality, with some browner/stalkier sorts tending lower.
- Fannings & secondaries were readily absorbed.

	WHOLE LEAF			BROKEN	FANNINGS
	1ST LINE	2ND LINE	GFOP	BROKEN	FANNINGS
BEST	NQ	NQ	NQ	NQ	NQ
GOOD	260 - 300+	250 - 280	260 - 290+	235 - 275+	160 - 200+
MEDIUM	230 - 260	230 - 250+	220 - 250	200 - 240	140 - 160

1. Market Description:

- Demand - strong
- Dust category was fully firm to dearer.

2. TOTAL AUCTION WEIGHTED AVERAGE (₹)

	2020-21			2019-20			UPTO SALE - 52		
	SALE - 52	SALE - 51	+/-	SALE - 52	SALE - 51	+/-	2020-21	2019-20	2018-19
CTC	186.03	180.41	5.62	149.38	149.52	-0.14	237.27	160.16	159.73
DUST	189.56	191.63	-2.07	163.86	168.08	-4.22	250.20	173.92	171.92
TOTAL	187.05	183.61	3.43	152.94	154.19	-1.25	241.14	163.95	163.57

SOURCE: PARCON INDIA PVT LTD



UPCOMING AUCTION DETAILS

Auction No.	03		02	
Dates	19 th / 20 th January 2021		11 th / 12 th January 2021	
	No. of Lots	Qty – kg	No. of Lots	Qty – kg
Ex-Estate	1,007	1,179,121	876	981,607
Main Sale Total	11,486	6,631,380	10,874	5,751,806
High & Medium	1,843	1,019,800	1,673	852,476
Low Grown – Leafy	2,339	1,176,403	2,343	1,072,706
Low Grown – Semi Leafy	2,021	1,185,428	1,797	944,662
Low Grown Tippy	2,278	1,366,952	2,005	1,102,562
Premium / Flowery	415	80,130	390	73,185
Off Grades	1,896	1,057,819	2,049	1,064,627
Dust	694	744,848	617	641,588
Grand Total	12,493	7,810,501	11,750	6,733,413
Reprints	22	11,825	591	289,054
Total No. of Lots on Offer	12,493		11,750	
Total Quantity on Offer (kg)	7,810,501		6,733,413	



SCHEDULED CLOSING DATES

Auction No.	Date of Sale	Ex-Estate	Main Sale
04	25 th / 26 th January 2021	07/01/2021	07/01/2021
05	01 st / 02 nd February 2021	15/01/2021	15/01/2021
06	09 th / 10 th February 2021	21/01/2021	21/01/2021

PROMPT DATES

Auction No.	Buyers	Sellers
01	12/01/2021	13/01/2021
02	18/01/2021	19/01/2021
03	26/01/2021	27/01/2021
04	01/02/2021	02/02/2021



ORDER OF SALE (SALE NO. 02 – 11TH / 12TH JANUARY 2021)

Main Sale Order – 1 (Leafy / Semi Leafy / Tippy / Premium / 1A)	Main Sale Order – 2 (H & M / Off Grade / Dust)	Ex-Estate
JOHN KEELLS PLC	Eastern Brokers. Ltd.	Lanka Commodity Brokers Ltd
Asia Siyaka Commodities Pvt. Ltd	F & W Tea Brokers (Pvt) Ltd	Bartleet Produce Marketing (Pvt) Ltd
Ceylon Tea Brokers Plc	Mercantile Produce Brokers (Pvt) Ltd	Eastern Brokers. Ltd.
F & W Tea Brokers (Pvt) Ltd	Lanka Commodity Brokers Ltd	F & W Tea Brokers (Pvt) Ltd
Eastern Brokers. Ltd.	Asia Siyaka Commodities Pvt. Ltd	Asia Siyaka Commodities Pvt. Ltd
Bartleet Produce Marketing (Pvt) Ltd	Bartleet Produce Marketing (Pvt) Ltd	JOHN KEELLS PLC
Mercantile Produce Brokers (Pvt) Ltd	Ceylon Tea Brokers Plc	Mercantile Produce Brokers (Pvt) Ltd
Lanka Commodity Brokers Ltd	JOHN KEELLS PLC	Ceylon Tea Brokers Plc

[DB : HR]



HOLIDAY NOTICE



We wish to inform all our valued Clients that our Head Office, Sample Room and Stores will be closed for business on the following days for the month of January 2021.

14 th January 2021	Thursday	Tamil Thai Pongal Day
28 th January 2021	Thursday	Duruthu Full Moon Poya Day





“

Although no one can go back and make a brand new start, anyone can start from now and make a brand new ending. ”

– ***Carl Bard***