

We wish all our readers a  
Peaceful & Prosperous  
New Year!

2025





# TEA MARKET REPORT

## JOHN KEELLS PLC

**SALE NO.01 – 07<sup>TH</sup> / 08<sup>TH</sup> JANUARY 2025**

# ORDER OF SALE (SALE NO. 01 – 07<sup>TH</sup> / 08<sup>TH</sup> JANUARY 2025)

Main Sale Order – 1 (Leafy / Semi Leafy / Tippy / Premium / 1A)	Main Sale Order – 2 (H & M / Off Grade / Dust)	Ex-Estate
JOHN KEELLS PLC	JOHN KEELLS PLC	MERCANTILE PRODUCE BROKERS (PVT) LTD
ASIA SIYAKA COMMODITIES PLC.	EASTERN BROKERS. LTD.	LANKA COMMODITY BROKERS LTD
CEYLON TEA BROKERS PLC	FORBES & WALKER TEA BROKERS (PVT) LTD	JOHN KEELLS PLC
FORBES & WALKER TEA BROKERS (PVT) LTD	MERCANTILE PRODUCE BROKERS (PVT) LTD	ASIA SIYAKA COMMODITIES PLC.
EASTERN BROKERS. LTD.	LANKA COMMODITY BROKERS LTD	BARTLEET PRODUCE MARKETING (PVT) LTD
BARTLEET PRODUCE MARKETING (PVT) LTD	ASIA SIYAKA COMMODITIES PLC.	FORBES & WALKER TEA BROKERS (PVT) LTD
MERCANTILE PRODUCE BROKERS (PVT) LTD	BARTLEET PRODUCE MARKETING (PVT) LTD	CEYLON TEA BROKERS PLC
LANKA COMMODITY BROKERS LTD	CEYLON TEA BROKERS PLC	EASTERN BROKERS. LTD.





## AUCTION DETAILS

Auction No.	01	
Dates	07 <sup>th</sup> / 08 <sup>th</sup> January 2025	
	No. of Lots	Qty – kg
Ex Estate	831	795,629
Main Sale Total	11,314	5,210,137
High & Medium	1,833	815,320
Low Grown - Leafy	1,946	715,245
Low Grown - Semi Leafy	1,804	753,783
Low Grown Tippy	2,063	977,405
Premium / Flowery	390	54,705
Off Grades	2,646	1,350,449
Dust	632	543,230
Grand Total	12,145	6,005,766
Reprints	1,038	543,755
<b>Total No. of Lots Offered</b>	<b>12,145</b>	
<b>Total Quantity Offered (kg)</b>	<b>6,005,766</b>	

## PROMPT DATES

Auction No.	Buyers	Sellers
01	15/01/2025	16/01/2025

# COMMENTS



The Auction averages for the month of December 2024 recorded at Rs.1,184.82 is a marginal decline in comparison to December 2023 which was at Rs.1,186.41. When analyzing the respective elevations, the High Grown recorded an average of Rs.1,128.16 with a positive variance of Rs.56.19 in comparison to Rs.1,071.97 in December 2023, the Medium Grown too recorded a positive variance of Rs.18.74 with an average of Rs.1,037.77 when compared to Rs.1,019.03 in 2023. However, the Low Grown recorded a negative variance of Rs.24.32 with an average of Rs.1,253.76 in December 2024 in comparison to Rs.1,278.08 in December 2023.

0.79Mkg of Ex- Estate teas on offer met with irregular demand. Select Best Western High Grown BOPs gained selectively following special inquiry, the below best types were irregularly dearer, the plainer varieties however, were easier. A few Select Best Western High Grown BOPs gained following special inquiry, the others were firm on last levels. The below best and plainer varieties were tending irregular. Nuwara Eliya BOPs were firm to dearer, the BOPs mostly remained unsold. Uda Pussellawa BOPs barely maintained last levels, a few select best invoices of BOPs gained sharply, however the others were firm. Uva BOPs declined, the BOPs were firm on last levels. Low Grown CTC BP1s declined from last week's levels, the High and Medium BP1s were irregularly dearer. Low Grown CTC PF1s were firm, the High and Medium sorts were firm to dearer.

The 2.5Mkg of Low Grown teas on offer met with fair demand. In the Leafy segment, Well-made OPs/OPAs were firm to dearer, others met with good demand. OP1s in general were firm to dearer. BOP1s were firm to dearer. PEKOE/ PEKOE1s met with mixed interest. In the Small Leaf segment, FBOPs were firm to dearer. FF1s gained irregularly. The BOPF.SP, BOPF, BOP.SP and BOPs met with fair demand. FF varieties were lower to last . Premium flowery teas met with good demand.

Turkey, Russia and the C.I.S countries lent fair support. Libya and Iraq were active.





## MARKET DESCRIPTION

### Western Teas

A few select best Western High Grown BOPs gained Rs.50/- to Rs.100/- following special inquiry, the below best and plainer varieties were firm to a little easier with some invoices remaining unsold. A few invoices of select best Western High Grown BOPFs gained Rs.50/- to Rs.100/- at times, others were firm, the below best and plainer varieties were tending irregular and mostly maintained last levels. Medium BOP / BOPFs were firm on last levels.

### Nuwara Eliya Teas

BOPs were firm to a little dearer following quality, the BOPFs mostly remained unsold.

### Uva Teas

Uva BOPs mostly declined, the BOPFs were firm on last levels. Uda Pussellawa BOPs barely maintained last levels, a few select best invoices of BOPFs gained sharply, however the others were firm.

### CTC Teas

Low Grown CTC BP1s declined from last levels, the High and Medium sorts were irregularly dearer at times. Low Grown CTC PF1s were firm, the High and Medium sorts were firm to a little dearer.

## QUOTATIONS

	BOP – RS.	BOPF – RS.
Good Westerns	1300 – 1440	1400 – 1550
Average Westerns	1160 – 1280	1200 – 1360
Plainer Westerns	980 – 1140	920 – 1180
Western Mediums	790 – 1550	740 – 1200
Uva Teas	980 – 1140	1100 – 1240
Nuwara Eliya Teas	1220 – 1380	1200
Uda Pussellawa Teas	920 – 1060	1040 – 1140
CTC (BP1 and PF1)	680 – 1220	710 – 1460





# MARKET DESCRIPTION

## Low Grown

Select best OP1s met with good demand, best and below best types too were dearer by Rs.100/- and more at times, secondaries were firm to dearer. Well-made OPs were firm, balance met with improved interest. Select best OPAs were firm, best and below best types appreciated Rs.50/- to Rs.100/-, secondaries met with good demand. All BOP1s were firm to dearer. Well-made Pekoes met with good demand, best types along with the bolder types declined, mixed invoices met with lower demand. Shotty Pekoe1s were firm to selectively dearer, best and below best types declined, poorer sorts were lower.

All BOPs were lower to last. BOP.SP.s and BOPF.SP.s were firm to easier. BOPFs met with lower demand. Select best FBOPF1s were firm and others met with fair demand. All FBOPs were firm to selectively dearer. Tippy FBOPF varieties were firm, others met with irregular demand. Premium Flowery teas met with good demand.

## Off Grades

Select best and best Fgs1s were dearer by Rs.40/- to Rs.60/- and more towards the closure, below best and poorer sorts maintained on last levels. Select best and best BMs were dearer by Rs.30/- to Rs.50/-, below best and poorer sorts were dearer by Rs.10/- to Rs.20/-. Select best and best BPs maintained on last levels, below best and poorer varieties were dearer by Rs.20/- to Rs.40/-. Select best BOP1As were lower by Rs.100/- to Rs.200/-, best types were lower by Rs.20/- to Rs.40/-, below best types were higher by Rs.30/- to Rs.50/-, whilst poorer types were higher by Rs.40/- to Rs.80/-.

## Dust

Select best and best Dust1s were firm to dearer, below best and poorer types were firm. All CTCs were firm on last. Select best and best Low Grown Dust / Dust1s were dearer by Rs.50/-, below best and poorer types were dearer by Rs.20/- to Rs.40/-.



# QUOTATIONS

	Select Best	Best	Below Best	Others
<b>LIQUORING</b>				
DUST-1	1260.00 - 1550.00	1180.00 - 1250.00	1000.00 - 1170.00	720.00 - 990.00
<b>OFF GRADES</b>				
FGS1	1060.00 - 1160.00	900.00 - 1050.00	820.00 - 890.00	660.00 - 810.00
FGS	880.00 - 1040.00	800.00 - 870.00	700.00 - 790.00	570.00 - 690.00
<b>LOW GROWNS</b>				
FBOPF / FFSP / FFEXSP	4300.00 - 5000.00	3500.00 - 3950.00	2750.00 - 3000.00	1000.00 - 1100.00
BOP	1500.00 - 1600.00	1300.00 - 1400.00	1200.00 - 1300.00	900.00 - 1000.00
BOPSP	1500.00 - 1600.00	1300.00 - 1400.00	1050.00 - 1200.00	850.00 - 1000.00
BOPF	1400.00 - 1500.00	900.00 - 1000.00	850.00 - 900.00	800.00 - 850.00
FBOPF1	1600.00 - 1700.00	1500.00 - 1550.00	1300.00 - 1350.00	950.00 - 1000.00
FBOP	2300.00 - 2500.00	1600.00 - 1650.00	1350.00 - 1400.00	950.00 - 1000.00
BOP1	2350.00 - 3100.00	1950.00 - 2300.00	1400.00 - 1700.00	850.00 - 1380.00
OP1	3000.00 - 3300.00	2650.00 - 2950.00	1500.00 - 2200.00	900.00 - 1480.00
OP	1650.00 - 1900.00	1500.00 - 1600.00	1320.00 - 1480.00	900.00 - 1300.00
OPA	1550.00 - 1900.00	1400.00 - 1500.00	1300.00 - 1380.00	900.00 - 1280.00
PEKOE	1500.00 - 2550.00	1300.00 - 1480.00	1200.00 - 1280.00	800.00 - 1180.00
PEKOE1	1600.00 - 2300.00	1380.00 - 1550.00	1240.00 - 1360.00	800.00 - 1220.00
DUST / DUST1	960.00 - 1400.00	810.00 - 950.00	730.00 - 800.00	600.00 - 720.00





# EXCHANGE RATES

The average rates currencies quoted on 08<sup>th</sup> January 2025 at 9.30 a.m. by Commercial Banks in Colombo for Telegraphic Transfers (TT).

CURRENCY	BUY RATE	SELL RATE
USD	286.46	300.52
EURO	300.33	312.86
GBP	362.95	376.90



- **Top Prices**
- **Colombo Auction Averages**
- **National Elevational Averages**
- **All Brokers Private Sale Figures**



# TOP PRICES (SALE NO. 01 - 07<sup>TH</sup> / 08<sup>TH</sup> JANUARY 2025)



WESTERN HIGH			
BOP		Robgill	1440.00
BOPSP		Wattegodde	1480.00
		Dessford	1480.00
BOPF/BOPFSP		Robgill	1550.00
FBOP/FBOP1		Bambrakelly	1950.00
FBOPF/FBOPF1	*	<b>Fairlawn</b>	<b>1600.00</b>
BOP1	*	<b>Venture</b>	<b>1700.00</b>
	*	<b>Fairlawn</b>	<b>1700.00</b>
OP/OPA	*	<b>Fairlawn</b>	<b>1300.00</b>
OP1	*	<b>Venture</b>	<b>1420.00</b>
	*	<b>Fairlawn</b>	<b>1420.00</b>
		Glenloch	1420.00
PEKOE/PEKOE1	*	<b>Fairlawn</b>	<b>1500.00</b>

UVA HIGH			
BOP		Glenanore	1380.00
BOPSP		Craig	1420.00
BOPF/BOPFSP		Uva Highlands	1280.00
FBOP/FBOP1	*	<b>Glenanore</b>	<b>1600.00</b>
FBOPF/FBOPF1		Uva Highlands	1460.00
BOP1		Uva Highlands	1650.00
OP/OPA	*	<b>Ellathota Uva</b>	<b>1300.00</b>
OP1		Glenanore	1500.00
PEKOE/PEKOE1		Ranaya	1600.00

NUWARA ELIYA			
BOP		Mahagastotte	1380.00
BOPSP	*	<b>Kenmare</b>	<b>1140.00</b>
BOPF/BOPFSP	**	<b>Lovers Leap</b>	<b>1200.00</b>
FBOP/FBOP1		Court Lodge	1020.00
OP/OPA	*	<b>Lovers Leap</b>	<b>1180.00</b>
PEKOE/PEKOE1		Mahagastotte	1360.00

WESTERN MEDIUM			
BOP	*	<b>Nayapane</b>	<b>1550.00</b>
		Harangalla	1550.00
		Dartry Valley	1550.00
BOPSP	*	<b>Nayapane</b>	<b>1440.00</b>
		Windsorforest	1440.00
BOPF/BOPFSP		Uplands	1220.00
FBOP/FBOP1		Harangalla	2150.00
		Hatale	2150.00
FBOPF/FBOPF1		Ancoombra	1700.00
BOP1		Dartry Valley	2400.00
OP/OPA		Dartry Valley	1380.00
		Uplands	1380.00
OP1		Craighead	1550.00
PEKOE/PEKOE1		Uplands	2200.00

UVA MEDIUM			
BOP		Demodera 'S'	1400.00
BOPSP		Demodera 'S'	1300.00
BOPF/BOPFSP		Dickwella	1460.00
FBOP/FBOP1		Dickwella	1850.00
FBOPF/FBOPF1		Dickwella	1500.00
BOP1		Roseland Uva	1750.00
OP/OPA		Aruna Passara	1380.00
OP1		Shawlands	1550.00
PEKOE/PEKOE1		Dickwella	1550.00
		Aruna Keppetipola	1550.00

CTC LOW			
PF1		Kalubowitiyana CTC	1460.00
BP1	*	<b>Nelunwatta CTC</b>	<b>890.00</b>
BPS		-	
OF	**	<b>Peakwatta CTC</b>	<b>710.00</b>

UDA PUSSELLAWA			
BOP		Luckyland	1060.00
		Kirklees	1060.00
BOPSP		Luckyland	1020.00
		Kirklees	1020.00
BOPF/BOPFSP		Mooloya	1260.00
FBOP/FBOP1		Alma	1500.00
FBOPF/FBOPF1		Alma	1420.00
BOP1		-	
OP/OPA		Delmar	1280.00
OP1		Delmar	1420.00
PEKOE/PEKOE1		Alma	1600.00

CTC HIGH			
PF1		Dunsinane CTC	1340.00
BP1		-	
BPS		Dunsinane CTC	1100.00
OF		-	

CTC MEDIUM			
PF1		Strathdon CTC	1180.00
BP1		Strathdon CTC	1220.00
BPS		Ancoombra CTC	710.00
		Park Side CTC	710.00
OF		-	



# TOP PRICES (SALE NO. 01 - 07<sup>TH</sup> / 08<sup>TH</sup> JANUARY 2025)

LOW			
BOP		Mulatiyana Hills	2150.00
BOPSP		Kingsbru	1600.00
BOPF		Sithaka	1550.00
		Pothotuwa	1550.00
		Rajjuruwatta Super	1550.00
BOPFSP		Rajjuruwatta Super	2050.00
FBOP		Sithaka	2650.00
FBOP1		Kiruwanaganga	2850.00
FBOPF		Sithaka	1950.00
FBOPF1	*	<b>Lumbini</b>	<b>2000.00</b>
	*	<b>Lumbini</b>	<b>1950.00</b>
	*	<b>Lumbini</b>	<b>1850.00</b>
BOP1		Pothotuwa	3100.00
OP1		Pothotuwa	3300.00
		Susantha	3300.00
OP		Miriswatte	1900.00
OPA		Etambagahawila	1900.00
		Liyonta	1900.00
		Rotumba	1900.00
PEKOE		Adams View	2550.00
PEKOE1		Galatara	2300.00

PREMIUM			
FBOPFSP		Ivy Hills	4250.00
FBOPFEXSP		Kiruwanaganga	5050.00
FBOPFEXSP1		Kamarangapitiya	5500.00

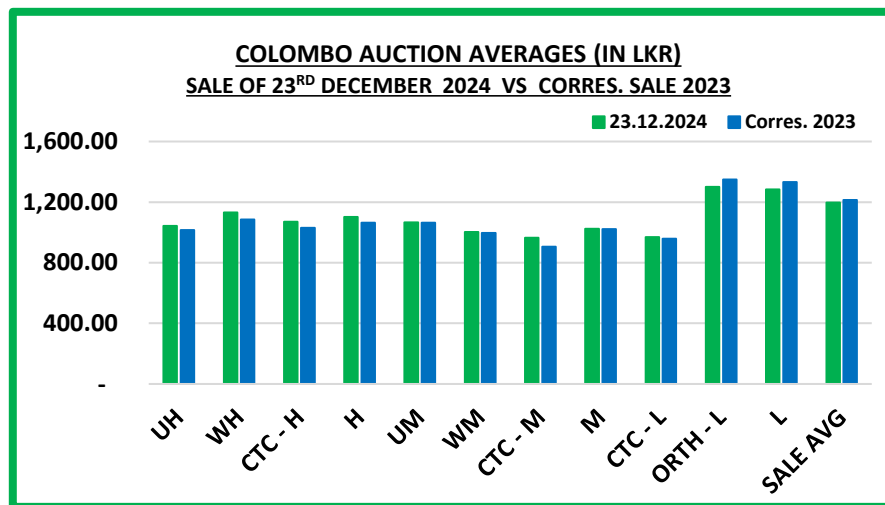
DUST			
DUST1		Wattegodde	1550.00
P.DUST	*	<b>Hingalgoda CTC</b>	<b>1480.00</b>

OFF GRADES			
FNGS/FNGS1		Wanarajah	1160.00
PFNGS		Liyonta CTC	1040.00
BM		Gunawardena	1160.00
BP		Suwishka	1420.00
BOP1A	*	<b>Kiruwanaganga</b>	<b>1240.00</b>

**\*\* MORE THAN ONE TOP PRICE OBTAINED**  
**\* TEAS SOLD BY JOHN KEELLS PLC**  
**+ ALL TIME RECORD PRICE**  
**++ ALL TIME RECORD PRICE EQUALED**



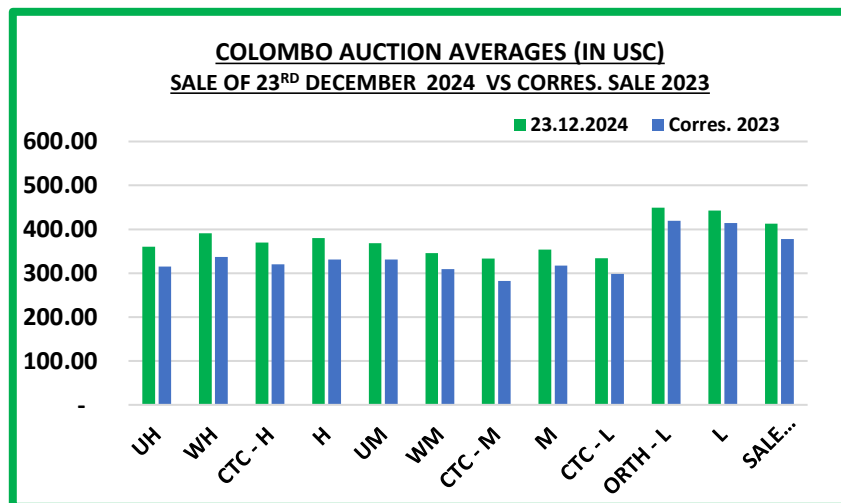
# COLOMBO AUCTION AVERAGES



	Sale of 17/12/2024 In LKR	Sale of 23/12/2024 In LKR	Corres. 2023 In LKR
Uva High Grown	1071.37	1042.87	1014.93
Western High Grown	1146.21	1132.19	1085.72
CTC High Grown	1011.89	1071.47	1030.62
<b>Summary of High Grown</b>	<b>1124.42</b>	<b>1102.28</b>	<b>1064.00</b>
Uva Medium Grown	1059.92	1067.14	1064.98
Western Medium Grown	989.47	1002.89	995.84
CTC Medium Grown	934.79	964.51	906.32
<b>Summary of Medium Grown</b>	<b>1015.21</b>	<b>1024.70</b>	<b>1020.86</b>
CTC Low Grown	919.69	968.26	959.18
Orthodox Low Grown	1284.06	1300.21	1349.51
<b>Summary of Low Grown</b>	<b>1264.48</b>	<b>1282.81</b>	<b>1331.32</b>
<b>TOTAL SALE AVERAGE</b>	<b>1188.02</b>	<b>1196.73</b>	<b>1214.89</b>



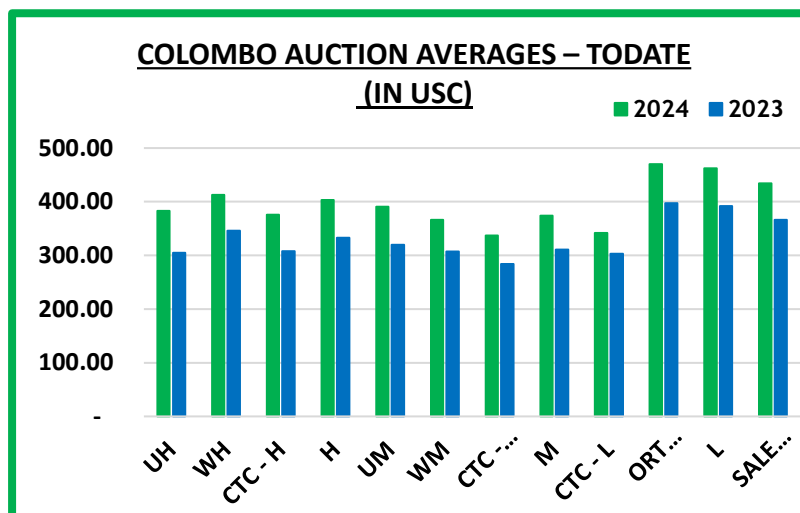
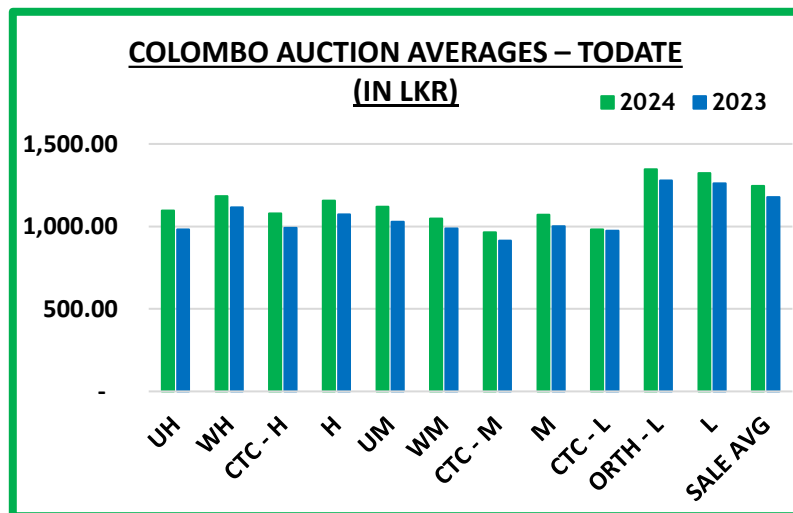
# COLOMBO AUCTION AVERAGES



	Sale of 17/12/2024 In USC	Sale of 23/12/2024 In USC	Corres. 2023 In USC
Uva High Grown	374	360	315
Western High Grown	400	391	337
CTC High Grown	353	370	320
<b>Summary of High Grown</b>	<b>393</b>	<b>380</b>	<b>331</b>
Uva Medium Grown	370	368	331
Western Medium Grown	345	346	309
CTC Medium Grown	326	333	282
<b>Summary of Medium Grown</b>	<b>354</b>	<b>354</b>	<b>317</b>
CTC Low Grown	321	334	298
Orthodox Low Grown	448	449	419
<b>Summary of Low Grown</b>	<b>441</b>	<b>443</b>	<b>414</b>
<b>TOTAL SALE AVERAGE</b>	<b>415</b>	<b>413</b>	<b>378</b>



# COLOMBO AUCTION AVERAGES



January to Date (Sale No.51)	2024 LKR	2023 LKR	2024 USC	2023 USC
Uva High Grown	1096.55	982.21	383	305
Western High Grown	1183.48	1114.70	413	346
CTC High Grown	1078.78	992.10	376	308
<b>Summary of High Grown</b>	<b>1155.57</b>	<b>1072.86</b>	<b>403</b>	<b>333</b>
Uva Medium Grown	1120.00	1028.12	391	320
Western Medium Grown	1047.85	988.43	366	307
CTC Medium Grown	965.29	913.59	337	284
<b>Summary of Medium Grown</b>	<b>1071.31</b>	<b>1000.97</b>	<b>374</b>	<b>311</b>
CTC Low Grown	981.02	973.81	342	303
Orthodox Low Grown	1345.79	1278.53	470	397
<b>Summary of Low Grown</b>	<b>1323.28</b>	<b>1261.15</b>	<b>462</b>	<b>392</b>
<b>TOTAL SALE AVERAGE</b>	<b>1244.85</b>	<b>1177.68</b>	<b>434</b>	<b>366</b>



# COLOMBO AUCTION AVERAGES

FROM 01 <sup>ST</sup> TO 23 <sup>RD</sup> DECEMBER 2024	LKR
Uva High Grown	1082.96
Western High Grown	1167.42
<b>Summary of High Grown</b>	<b>1140.97</b>
Uva Medium Grown	1082.39
Western Medium Grown	1005.13
<b>Summary of Medium Grown</b>	<b>1030.58</b>
<b>Summary of Low Grown</b>	<b>1262.16</b>
<b>TOTAL SALE AVERAGE</b>	<b>1193.14</b>





# NATIONAL ELEVATIONAL AVERAGES

## NATIONAL ELEVATIONAL AVERAGES – DECEMBER 2024

Elevation	MONTH		TODATE	
	QUANTITY - KG	AVERAGE - RS. / KG	QUANTITY - KG	AVERAGE - RS. / KG
<b>ORTHODOX</b>				
UVA-HIGH	1,095,960	1,084.21	15,790,119	1,099.02
WESTERN-HIGH	2,286,008	1,178.44	30,537,056	1,203.52
UVA-MEDIUM	1,215,286	1,081.59	14,730,690	1,116.14
WESTERN-MEDIUM	1,648,433	1,032.33	21,544,392	1,079.93
LOW	10,507,724	1,293.43	140,164,918	1,348.20
<b>TOTAL</b>	<b>16,753,411</b>	<b>1,223.00</b>	<b>222,767,173</b>	<b>1,269.41</b>
<b>CTC</b>				
UVA-HIGH	99,534	1,086.16	1,347,956	1,118.49
WESTERN-HIGH	297,249	1,066.59	4,054,287	1,080.79
WESTERN-MEDIUM	718,709	959.81	8,000,688	962.42
LOW	948,018	936.40	12,988,391	980.89
<b>TOTAL</b>	<b>2,063,510</b>	<b>970.53</b>	<b>26,391,322</b>	<b>997.67</b>
<b>OTH/CTC</b>				
UVA-HIGH	1,195,494	1,084.37	17,138,075	1,100.55
WESTERN-HIGH	2,583,257	1,165.57	34,591,343	1,189.14
UVA-MEDIUM	1,215,286	1,081.59	14,730,690	1,116.14
WESTERN-MEDIUM	2,367,142	1,010.31	29,545,080	1,048.11
LOW	11,455,742	1,263.89	153,153,308	1,317.05
<b>TOTAL</b>	<b>18,816,921</b>	<b>1,195.31</b>	<b>249,158,495</b>	<b>1,240.63</b>
<b>GREEN</b>				
UVA-HIGH	39,236	1,172.81	533,440	1,255.37
WESTERN-HIGH	47,788	1,306.13	637,303	1,303.72
UVA-MEDIUM	32,525	1,370.30	335,913	1,436.39
WESTERN-MEDIUM	41,184	1,296.81	458,758	1,262.18
LOW	246	2,551.19	6,336	1,935.41
<b>TOTAL</b>	<b>160,979</b>	<b>1,286.12</b>	<b>1,971,750</b>	<b>1,305.61</b>



# NATIONAL ELEVATIONAL AVERAGES – Continued;

Elevation	MONTH		TODATE	
	QUANTITY - KG	AVERAGE - RS. / KG	QUANTITY - KG	AVERAGE - RS. / KG
<b>ORGANIC TEAS</b>				
UVA-HIGH	23,856	1,589.93	296,287	1,163.65
WESTERN-HIGH	50	1,600.00	29,034	1,300.69
WESTERN-MEDIUM	33,202	2,672.97	251,527	1,950.55
LOW	1,355	2,475.18	24,705	2,950.58
<b>TOTAL</b>	<b>58,463</b>	<b>2,225.53</b>	<b>601,553</b>	<b>1,572.68</b>
<b>SPECIAL TEA</b>				
UVA-HIGH	4,775	1,334.66	43,432	1,480.63
WESTERN-HIGH	617	20,440.84	16,088	8,873.48
UVA-MEDIUM	19	20,473.68	933	15,102.04
WESTERN-MEDIUM	6,063	1,418.19	97,348	1,633.66
LOW	225	26,545.66	12,865	8,048.36
OTHERS	0	0.00	9	43,500.00
<b>TOTAL</b>	<b>11,699</b>	<b>2,900.54</b>	<b>170,674</b>	<b>2,835.30</b>
<b>BLACK TEA SALES FROM REFUSE TEA PROCESSING CENTRES</b>				
UVA-HIGH	68,488	686.49	861,018	684.50
WESTERN-HIGH	129,135	754.67	2,326,809	771.95
UVA-MEDIUM	10,792	723.94	125,650	784.54
WESTERN-MEDIUM	81,891	686.74	1,002,245	698.25
LOW	215,702	711.18	3,172,140	682.17
OTHERS	116,377	2,043.95	1,306,249	2,119.25
<b>TOTAL</b>	<b>622,385</b>	<b>711.46</b>	<b>8,794,111</b>	<b>713.94</b>
<b>COMPOSITE NATIONAL AVERAGES</b>				
OTHERS	3,120	663.53	51,539	697.31
HIGH GROWN	4,092,696	1,128.16	56,472,828	1,141.63
MEDIUM GROWN	3,889,609	1,037.77	47,637,672	1,064.48
LOW GROWN	11,685,021	1,253.76	156,534,544	1,304.38
<b>ALL TEA AVERAGE</b>	<b>19,670,446</b>	<b>1,184.82</b>	<b>260,696,583</b>	<b>1225.17</b>

SOURCE : SRI LANKA TEA BOARD





# ALL BROKERS PRIVATE SALE FIGURES (FOR THE PERIOD – 01<sup>ST</sup> TO 04<sup>TH</sup> JANUARY 2024)

	WEEKLY	TODATE
High & Medium	33,130.00	33,130.00
Low	1,786.00	1,786.00
Green Tea	20,589.00	20,589.00
Organic Tea	7,395.00	7,395.00
BMF	104,053.00	104,053.00
Direct Sales	-	-
Forward Contract	38,760.00	38,760.00





- **Crop and Weather**
- **Crop Figures**
- **Tea News**
- **Circular**
- **Holiday Notice**

## CROP AND WEATHER - FOR THE PERIOD OF - 30<sup>TH</sup> DECEMBER 2024 TO 05<sup>TH</sup> JANUARY 2025



### **Western**

Bright weather with occasional showers were experienced in Talawakelle and Dickoya districts, whilst dull weather was reported in Agarapatana.



### **Nuwara Eliya**

Bright weather was recorded throughout the week in the Nuwara Eliya district, whilst rainfall was recorded in Kandapola.



### **Uva**

Lunugala, Haputale and Badulla districts reported occasional showers throughout the week.



### **Low Grown**

Bright weather with occasional rainfall was reported in Deniyaya, Rathnapura and Galle districts.



### **Crop**

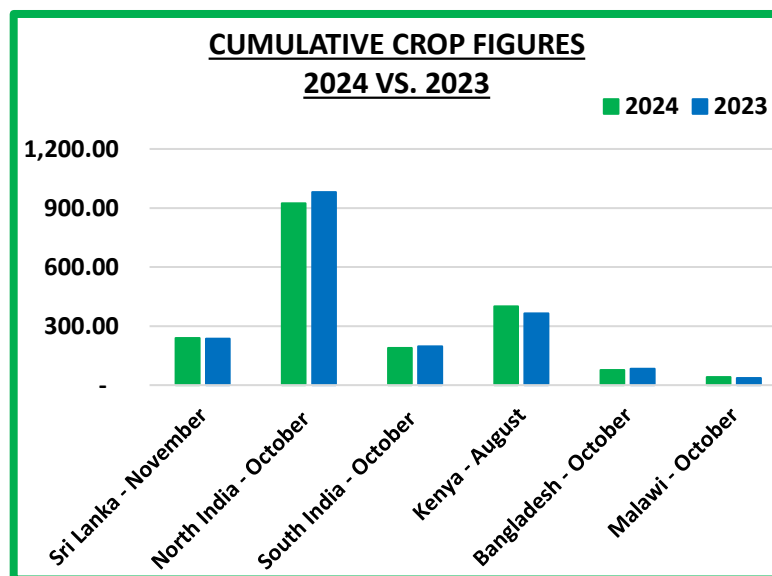
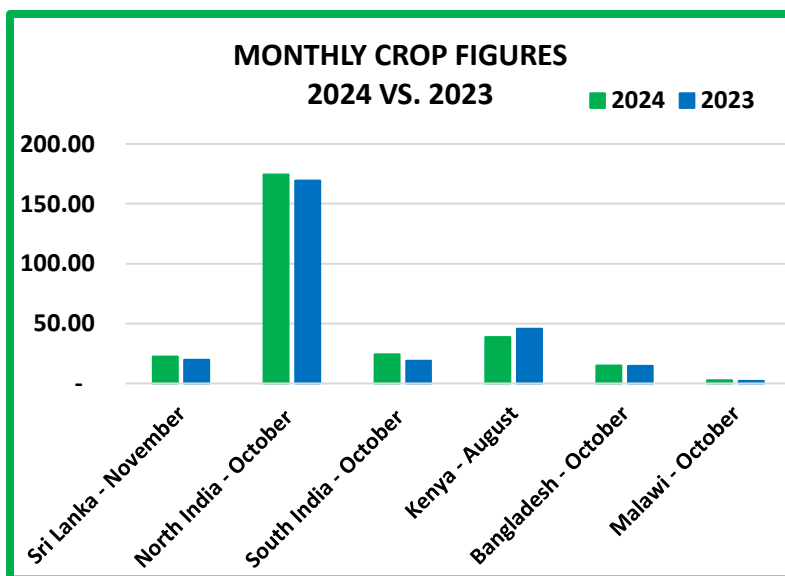
Crop intake is moderate.



# CROP FIGURES OF MAJOR PRODUCING & EXPORTING COUNTRIES

Country	Month	2024	2023	Cumulative + Inc. / Dec.	Cumulative	2024	2023	Cumulative + Inc. / Dec.
Sri Lanka	November	22.30	19.78	+ 2.52	Upto November	240.01	236.27	+ 3.74
North India	October	174.38 (E)	169.25	+ 5.13	Upto October	923.44(E)	981.32	- 57.88
South India	October	24.22 (E)	19.01	+ 5.21	Upto October	188.67(E)	197.18	- 8.51
Kenya	August	38.62	45.57	- 6.95	Upto August	400.54	363.91	+ 36.63
Bangladesh	October	14.92	14.59	+ 0.33	Upto October	76.67	83.58	- 9.91
Malawi	October	2.60	2.11	+ 0.49	Upto October	41.54	36.66	+ 4.88

(E) - Estimated



# TEA NEWS AROUND THE GLOBE

## MOMBASA MARKET

SALE NO. 01 – SALE OF 06<sup>TH</sup> & 07<sup>TH</sup> JANUARY 2025

The first sale of 2025 saw good general demand for the 159,957 packages (10,805,436.00 kilos) offered in the market with 19.81% remaining unsold.

### MARKETS

**Egyptian Packers**, **Kazakhstan** and **other CIS states** were strong with **Pakistan Packers** active while **Yemen** and **other Middle Eastern countries** showed some support but at lower levels. **Afghanistan** maintained support while **Bazaar** were less active with maintained enquiry from **UK**; **Russia** were active but selective. **Sudan** showed good activity with **South Sudan** selective. **China** maintained participation with reduced enquiry from **Local Packers**. **Somalia** were active at the lower end of the market.

### OFFERINGS

Leaf Grades	-	81,380 packages (5,390,821.00 kilos) – 22.32% unsold.
Dust Grades	-	58,060 packages (4,327,324.00 kilos) – 20.46% unsold.
Secondary Grades	-	20,517 packages (1,087,291.00 kilos) – 7.99% unsold.

### LEAF GRADES (M2 & M3)

#### BP1:

**Best** – Irregular and varied between firm to USC24 above previous rates with some lines up to USC48 dearer to easier by up to USC20 and some lines lost a further USC50.

**Brighter** – Irregular and varied between USC14 dearer to mostly easier shedding up to USC45.

**Mediums** – KTDA mediums saw good interest but at irregular rates ranging between USC20 dearer and some teas gained USC32, USC38, USC47, USC51 and USC68 to easier by up to USC10 with a few Invoices up to USC28 and USC40 below previous rates. Plantation mediums met strong enquiry appreciating by up to USC28 with selected invoices at USC112 above last levels.

**Lower Medium** – Met irregular support and ranged between USC24 above previous levels to USC16 below last rates.

**Plainer** – Were firm to dearer by up to USC22 but a few invoices lost up to USC4.

#### PF1:

**Best** – Steady to USC15 above previous levels with some invoices up to USC48 dearer to easier by up to USC13 with a few lines USC34 below last rates.

**Brighter** – Saw irregular enquiry and ranged USC7 dearer to easier by up to USC4.

**Mediums** – KTDA mediums met strong interest gaining USC19 with a few lines up to USC39 and USC47 dearer to easier by up to USC8. Plantation mediums were steady to USC9 dearer to easier by up to USC3.

**Lower Medium** – Firm to mostly dearer by up to USC14.

**Plainer** – Well competed for at steady to USC14 dearer to easier by up to USC7.

### DUST GRADES (M1)

#### PDUST:

**Best** – Saw irregular enquiry and ranged between firm to USC22 dearer to easier by up to USC29.

**Brighter** – Were steady to USC18 above previous levels to easier by up to USC10.

**Mediums** – KTDA mediums met irregular interest and varied between USC24 dearer with some teas advancing by up to USC41, however some invoices were discounted by up to USC5 while others were USC39 below last levels. Plantation mediums irregularly appreciated by up to USC13.

**Lower Medium** – Met good absorption gaining up to USC24.

**Plainer** – Mostly appreciated by up to USC10 but some lines were up to USC7 below previous rates.





# TEA NEWS AROUND THE GLOBE



## MOMBASA MARKET – Continued ;

### DUST1:

**Best** – Mostly dearer by up to USC17 but some teas lost up to USC3.

**Brighter** – Were dearer by up to USC23 with selected invoices easier by up to USC8.

**Mediums** – KTDA mediums saw irregular and easier interest, down by up to USC20 but a few lines gained with some invoices up to USC20 above last levels. Plantation mediums were firm to USC2 dearer to easier by up to USC7.

**Lower Medium** – Mostly dearer by up to USC32 to easier by USC6.

**Plainer** – Irregular and ranged between steady to USC15 dearer to easier by up to USC13.

### SECONDARY GRADES (\$1)

In the Secondary Catalogues, best **BPs** were firm while others gained with **PFs** steady. Clean well sorted coloury **Fannings** were firm while **similar DUSTs** tended dearer. **Other Fannings** held value with **DUSTs** about steady. **BMFs** were well absorbed.

QUOTATIONS	BROKENS	FANNINGS
Best	290 – 430	338 – 426
Good	304 – 358	320 – 360
Good Medium	257 – 354	290 – 351
Medium (KTDA)	162 – 275	145 – 296
Medium (Plantations)	168 – 302	160 – 231
Lower Medium	130 – 186	125 – 179
Plainer	106 – 140	077 – 134

AUCTION	KENYA 2023 \$	KENYA 2024 \$	TOTAL 2023 \$	TOTAL 2024 \$
49	2.25	2.21	2.13	2.12
50	2.31	2.18	2.12	2.08
51	2.21	2.20	2.09	2.09

SOURCE : AFRICA TEA BROKERS LTD.



# TEA NEWS AROUND THE GLOBE



## CHITTAGONG MARKET

SALE NO. 35 – 06<sup>TH</sup> JANUARY 2025

**CTC LEAF:** 58,117 packages of tea on offer continued to meet with a fair demand.

**BROKENS:** Good liquoring Brokens were a good market particularly the GBOPs which were mostly firm over last. Other varieties were a little less in demand and were an easier market witnessing more withdrawals. BLF teas met with a selective demand with quite heavy withdrawals.

**FANNINGS:** Good liquoring Fannings were a good market and were firm to slightly dearer following competition. Medium and plainer sorts met with a fair demand but were easier in line with quality. BLF teas met with a selective demand with quite heavy withdrawals. BLF teas met with a selective demand with quite heavy withdrawals.

**DUST:** 11,967 packages of tea on offer met with a fair demand. Selective good liquoring Dusts sold well whilst others sold fairly well at easier rates. Mediums met with fair demand and sold at a drop of Tk.5/- to Tk.10/- closely following quality. Plain/BLF Dusts were a fair market with less withdrawals than last.. Blenders lent good support whilst Loose tea buyers were selective.

**COMMENTS:** A handful of good liquoring teas witnessed a good demand from both Blenders and Loose tea buyers. However, the bulk of the offerings were of plainer varieties which met with less demand at easier rates with more withdrawals. Blenders were more active this week whilst Loose tea buyers showed slightly more interest compared to last.

Good liquoring Dusts were the strong feature of the sale.

Our Catalogue: (Sale 35) Avg : Tk 201.31, Sold 54.23% , (Sale 34) Avg : Tk 198.34, Sold 58.95%.

### Quotations – This Week – (In Taka)

Brokens	This Week	Last Week	Fannings	This week	Last Week	Dust	This week	Last Week
Best	220-235	215-230	Best	225-235	220-230	PD	200-285	200-294
Good	200-210	200-210	Good	205-215	200-210	RD	160-281	170-293
Medium	180-190	185-195	Medium	180-190	185-195	D	160-300	160-282
Plain	160-170	160-170	Plain	160-170	160-170	CD	165-330	190-330
BLF	160-162	160-162	BLF	160-162	160-162	BLF	160-162	160-190

Exchange Rates 06<sup>th</sup> January 2025 Sterling Pound 150.6219 Dollar: Tk. 121.0000

SOURCE : NATIONAL BROKERS LTD



# TEA NEWS AROUND THE GLOBE



## SILIGURI MARKET

SALE NO. 01 – 04<sup>TH</sup> JANUARY 2025

### 1. MARKET DESCRIPTION :

- DEMAND – GOOD AND IMPROVED OVER LAST WEEK.
- PRICES EASED, MORE FOR ESTATES.
- INTERNAL BUYERS WERE MAINSTAY WITH GOOD SUPPORT FROM MAJOR BLENDERS. EXPORTERS OPERATED.
- A NOTICEABLE INCREASE IN PERCENTAGE SEEN THIS WEEK FOR PRICE RANGE BELOW RS. 130, WHEN COMPARED TO LAST WEEK.

### 2. TOTAL AUCTION WEIGHTED AVERAGE ( ₹ )

	2024-25			2023-24			UPTO SALE - 1		
	SALE - 1	SALE - 52	+/-	SALE - 1	SALE - 52	+/-	2024-25	2023-24	2022-23
LEAF	151.47	159.29	-7.82	141.18	152.08	-10.90	200.41	167.33	181.20
DUST	163.69	172.81	-9.12	139.74	143.20	-3.46	204.10	161.75	178.46
TOTAL	152.42	160.33	-7.91	141.05	151.11	-10.06	200.84	166.70	180.90

SOURCE: PARCON INDIA PVT LTD

## GUWAHATI MARKET

SALE NO. 01 – 04<sup>TH</sup> JANUARY 2025

### 1. MARKET DESCRIPTION :

- FAIR AND IMPROVED COMPARED TO LAST WEEK.
- LEVELS FOR ALL TYPES IN BOTH SEGMENTS WERE EASIER WITH THE MEDIUM AND PLAINER TEAS WITNESSING BETTER ENQUIRY AND OFF-TAKE.
- THE PERCENTAGE OF TEAS SELLING BELOW RS.160 INCREASED BY 15% .
- HUL WAS ACTIVE AND THE OTHERS LENT FAIR SUPPORT.

### 2. TOTAL AUCTION WEIGHTED AVERAGE ( ₹ )

	2024-25			2023-24			UPTO SALE - 1		
	SALE - 1	SALE - 52	+/-	SALE - 1	SALE - 52	+/-	2024-25	2023-24	2022-23
LEAF	155.77	164.96	-9.19	145.84	151.30	-5.46	238.62	193.64	193.62
DUST	158.08	165.41	-7.33	146.31	149.06	-2.75	238.10	188.59	196.80
TOTAL	156.41	165.07	-8.66	145.96	150.73	-4.77	238.44	192.23	194.50

SOURCE: PARCON INDIA PVT LTD



# TEA NEWS AROUND THE GLOBE



## KOLKATA ORTHODOX / CTC MARKET

SALE NO. 01 - 04<sup>TH</sup> JANUARY 2025

### 1. MARKET DESCRIPTION :

GOOD DEMAND.

CLEANER SORTS SOLD AT LAST LEVELS WHILST THE REMAINDER WERE IRREGULARLY LOWER FOLLOWING QUALITY.

SMALLER BROKENS ALSO WITNESSED SOME WITHDRAWALS WITH THE PROGRESS OF THE SALE.

SECONDARIES SOLD IN LINE WITH QUALITY.

EXPORTER TO THE MIDDLE EAST AND CIS OPERATED WITH SOME ENQUIRY FROM HUL.

### 2. TOTAL AUCTION WEIGHTED AVERAGE ( ₹ )

	WHOLE LEAF		BROKENS		FANNINGS
	1ST LINE	2ND LINE	LARGER	SMALLER	LEAFY
BEST	430-480+	400-420+	330-360+	290-330+	NQ
GOOD	370-400	340-380	290-320	250-260+	160-190+
MEDIUM	300-350	260-320	220-260	180-230+	120-150

### 1. MARKET DESCRIPTION :

- DEMAND - FAIR FOR BOTH LEAF AND DUST.
- LEVELS FOR ALL ASSAMS WERE IRREGULAR AROUND LAST FOLLOWING QUALITY. RE-PRINTED INVOICES WERE WELL COMPETED FOR.
- DOOARS BOUGHT LEAF WERE READILY ABSORBED AT EASIER RATES.
- DUST FOLLOWED A SIMILAR TREND.
- FANNINGS AND THE PD GRADE MET WITH BETTER ENQUIRY.
- MAJOR BLENDERS MAINSTAY WITH SOME SUPPORT FROM WESTERN INDIA, EXPORTERS AND LOCAL DEALERS.

### 2. TOTAL AUCTION WEIGHTED AVERAGE ( ₹ )

	2024-25			2023-24			UPTO SALE - 1		
	SALE - 1	SALE - 52	+/-	SALE - 1	SALE - 52	+/-	2024-25	2023-24	2022-23
LEAF	178.18	185.05	-6.87	157.60	168.22	-10.62	247.38	209.61	217.62
DUST	182.02	186.31	-4.29	159.96	172.04	-12.08	276.35	218.49	238.22
TOTAL	179.33	185.38	-6.05	158.27	169.34	-11.07	257.87	212.31	223.47



SOURCE: PARCON INDIA PVT LTD

# UPCOMING AUCTION DETAILS

Auction No.	03		02	
Dates	21 <sup>st</sup> / 22 <sup>nd</sup> January 2025		15 <sup>th</sup> January 2025	
	No. of Lots	Qty – kg	No. of Lots	Qty – kg
Ex-Estate	926	952,916	783	742,022
Main Sale Total	11,717	5,878,071	7,662	3,411,056
High & Medium	1,808	852,082	955	422,987
Low Grown – Leafy	2,090	874,818	1,633	583,809
Low Grown – Semi Leafy	1,744	871,786	1,383	571,255
Low Grown Tippy	2,509	1,317,870	1,322	619,036
Premium / Flowery	362	59,861	327	45,258
Off Grades	2,605	1,352,590	1,613	802,913
Dust	599	549,064	429	365,798
Grand Total	12,643	6,830,987	8,445	4,153,078
Reprints	879	438,289	51	31,187
<b>Total No. of Lots on Offer</b>	<b>12,643</b>		<b>8,445</b>	
<b>Total Quantity on Offer (kg)</b>	<b>6,830,987</b>		<b>4,153,078</b>	





## SCHEDULED CLOSING DATES

Auction No.	Date of Sale	Ex-Estate	Main Sale
04	28 <sup>th</sup> / 29 <sup>th</sup> January 2025	09/01/2025	09/01/2025
05	03 <sup>rd</sup> / 05 <sup>th</sup> February 2025	17/01/2025	17/01/2025
06	10 <sup>th</sup> / 11 <sup>th</sup> February 2025	23/01/2025	23/01/2025

## PROMPT DATES

Auction No.	Buyers	Sellers
02	21/01/2025	22/01/2025
03	28/01/2025	29/01/2025
04	05/02/2025	06/02/2025



## ORDER OF SALE (SALE NO. 02 – 15<sup>TH</sup> JANUARY 2025)

Main Sale Order – 1 (Leafy / Semi Leafy / Tippy / Premium / 1A)	Main Sale Order – 2 (H & M / Off Grade / Dust)	Ex-Estate
ASIA SIYAKA COMMODITIES PLC.	EASTERN BROKERS. LTD.	LANKA COMMODITY BROKERS LTD
CEYLON TEA BROKERS PLC	FORBES & WALKER TEA BROKERS (PVT) LTD	<b>JOHN KEELLS PLC</b>
FORBES & WALKER TEA BROKERS (PVT) LTD	MERCANTILE PRODUCE BROKERS (PVT) LTD	ASIA SIYAKA COMMODITIES PLC.
BARTLEET PRODUCE MARKETING (PVT) LTD	LANKA COMMODITY BROKERS LTD	BARTLEET PRODUCE MARKETING (PVT) LTD
MERCANTILE PRODUCE BROKERS (PVT) LTD	ASIA SIYAKA COMMODITIES PLC.	FORBES & WALKER TEA BROKERS (PVT) LTD
EASTERN BROKERS. LTD.	BARTLEET PRODUCE MARKETING (PVT) LTD	CEYLON TEA BROKERS PLC
LANKA COMMODITY BROKERS LTD	CEYLON TEA BROKERS PLC	EASTERN BROKERS. LTD.
<b>JOHN KEELLS PLC</b>	<b>JOHN KEELLS PLC</b>	MERCANTILE PRODUCE BROKERS (PVT) LTD

[ RR : HR / SG ]



## COLOMBO TEA TRADERS' ASSOCIATION

THE OFFICE OF THE CTTA, NO. 50, NAVAM MAWATHA, COLOMBO 02.

TELEPHONE: 011 5588848, 5588849; E-MAIL ; [HEMARATNE@CTTA.LK](mailto:HEMARATNE@CTTA.LK) / [NISANSALA@CTTA.LK](mailto:NISANSALA@CTTA.LK)

CIRCULAR NO. 01 OF 2025

JANUARY 06, 2025

### TEA SALE ARRANGEMENTS - SALE NO 04 EX-ESTATE CATALOGUE - WEDNESDAY 29<sup>TH</sup> JANUARY 2025

The CTTA has decided to conduct an Outcry Auction of the Ex-Estate catalogue on Wednesday, 29th January 2025 commencing at 8.30 a.m. at the 2nd Floor Auditorium of the Ceylon Chamber of Commerce.

All other catalogues will be sold digitally on the e-platform on the 28th and the 29th of January 2025.

Following the proposed Outcry Auction of the Ex-Estate catalogue, the Dust catalogue will be sold digitally.

The sale of the Dust catalogue shall commence digitally, 1 ½ hours after completing the sale of the Ex-Estate catalogue, towards facilitating the Dust Buyers to operate from their usual locations.

Dress Code: Office Attire with tie

There will be a tea break from 10:30 am to 11:00 am.

Registered bidders [buyers] will be allocated seats, according to the original outcry Ex-Estate seating plan.

Registration form for bidders [buyers] and Visitors is attached. The duly filled form should reach the Office of the CTTA on or before Monday, 20th January 2025.

The registration desk at the Chamber will open from 8 a.m. on 29th January 2025.

We recommend that all brokers and buyers arrive at the venue well in advance of the auction commencement time.

OFFICE OF THE CTTA  
THE COLOMBO TEA TRADERS' ASSOCIATION



# HOLIDAY NOTICE



We wish to inform all our valued Clients that our Head Office, Sample Room and Stores will be closed for business on the following days.

13 <sup>th</sup> January 2025	Monday	Duruthu Full Moon Poya Day
14 <sup>th</sup> January 2025	Tuesday	Tamil Thai Pongal Day





“

Because the people who are crazy enough to think  
they can change the world are the ones who do.

– ***Steve Jobs***

”