



# TEA MARKET REPORT

## JOHN KEELLS PLC

**SALE NO. 02 – 10<sup>TH</sup> / 11<sup>TH</sup> JANUARY 2022**

# ORDER OF SALE (SALE NO. 02 – 10<sup>TH</sup> / 11<sup>TH</sup> JANUARY 2022)

Main Sale Order – 1 (Leafy / Semi Leafy / Tippy / Premium / 1A)	Main Sale Order – 2 (H & M / Off Grade / Dust)	Ex-Estate
Forbes & Walker Tea Brokers (Pvt) Ltd	Eastern Brokers. Ltd.	Mercantile Produce Brokers (Pvt) Ltd
Bartleet Produce Marketing (Pvt) Ltd	Forbes & Walker Tea Brokers (Pvt) Ltd	Eastern Brokers. Ltd.
Eastern Brokers. Ltd.	Mercantile Produce Brokers (Pvt) Ltd	Asia Siyaka Commodities PLC.
Ceylon Tea Brokers PLC	Lanka Commodity Brokers Ltd	Forbes & Walker Tea Brokers (Pvt) Ltd
<b>JOHN KEELLS PLC</b>	Asia Siyaka Commodities PLC.	Lanka Commodity Brokers Ltd
Asia Siyaka Commodities PLC.	Bartleet Produce Marketing (Pvt) Ltd	Ceylon Tea Brokers PLC
Lanka Commodity Brokers Ltd	Ceylon Tea Brokers PLC	Bartleet Produce Marketing (Pvt) Ltd
Mercantile Produce Brokers (Pvt) Ltd	<b>JOHN KEELLS PLC</b>	<b>JOHN KEELLS PLC</b>



# AUCTION DETAILS

Auction No.	02	
Dates	10 <sup>th</sup> / 11 <sup>th</sup> January 2022	
	No. of Lots	Qty – kg
Ex Estate	582	651,000
Main Sale Total	9,164	4,295,365
High & Medium	1,211	551,195
Low Grown - Leafy	1,870	726,484
Low Grown - Semi Leafy	1,326	556,370
Low Grown Tippy	1,813	861,831
Premium / Flowery	384	64,273
Off Grades	2,064	1,058,814
Dust	496	476,398
Grand Total	9,746	4,946,365
Reprints	452	254,484
<b>Total No. of Lots Offered</b>	<b>9,746</b>	
<b>Total Quantity Offered (kg)</b>	<b>4,946,365</b>	

## PROMPT DATES

Auction No.	Buyers	Sellers
02	18/01/2022	19/01/2022



# COMMENTS



The 0.65Mkg of Ex estate teas on offer met with good demand. Select Best Western High Grown BOPs were firm. The below best and plainer varieties were firm to dearer. Select Best Western High Grown BOPFs appreciated, the below best and plainer sorts too were tending dearer. Nuwara Eliya BOPs were firm, however the BOPFs were mostly unsold. Udupusellawa BOPs declined, the BOPFs were firm to irregular following quality. Uva BOPs were tending a little lower, the BOPFs were firm to dearer at times following quality. Low Grown CTC BP1s were firm, the High and Medium sorts were tending irregular. Low Grown CTC PF1s appreciated, the High and Medium sorts were firm.

The 2.1Mkg of Low Grown teas which were on offer met with good demand. Select best OP1s were dearer, best and below best varieties too followed a similar trend. Select best and best BOP1s met with strong demand. Select best and best OPs gained a few rupees, below best varieties too gained a few rupees. Well-made OPAs were dearer, below best varieties were firm. Bold Pekoes met with lower demand. Well-made Shotty Pekoe1s were firm, others declined a few rupees. In the Small Leaf segment, select best BOP.SP/BOPF.SP and BOPFs were dearer. Select best and best BOPs gained following quality. Select best and best FBOPs gained a few rupees, others too attracted fair interest. All FBOPF1s were dearer. FBOPF varieties maintained last levels. Premium Flowery teas were firm.

Russia, Iran and the C.I.S. countries lent good support whilst Turkey was selective. Libya and Iraq were active.





## MARKET DESCRIPTION

### Western Teas

Select best BOPs were firm on last levels, the below best and plainer varieties were dearer by Rs.10/- to Rs.20/-. Select best BOPFs were firm to Rs.10/- to Rs.20/- dearer following quality, the below best and plainer varieties too gained Rs.20/- to Rs.30/-. Medium BOPs were firm on last levels, BOPFs gained Rs.20/- to Rs.30/-.

### Nuwara Eliya Teas

BOPs were firm on last levels, however the BOPFs mostly remained unsold.

### Uva Teas

BOPs were tending a little easier, the BOPFs were firm to dearer by Rs.10/- to Rs.20/- following quality. Udapussellawa BOPs declined by Rs.10/- to Rs.20/-, the BOPFs were irregular.

### CTC Teas

Low Grown BP1s were firm, the High and Medium sorts were firm to irregularly dearer. Low Grown PF1s appreciated Rs.10/- to Rs.20/-, the High Grown PF1s were firm, Medium Grown PF1s were dearer by Rs.10/- to Rs.20/-.

## QUOTATIONS

	BOP – RS.	BOPF – RS.
Good Westerns	710 – 880	730 – 830
Average Westerns	660 – 700	690 – 720
Plainer Westerns	590 – 650	660 – 680
Western Mediums	540 – 1000	490 – 760
Uva Teas	580 – 670	620 – 770
Nuwara Eliya Teas	610 – 680	560
Uda Pussellawa Teas	510 – 660	610 – 700
CTC (BP1 and PF1)	440 - 670	430 - 880





# MARKET DESCRIPTION

## Low Grown

Select best and best wiry OP1s gained from last levels, others too were firm to dearer. Better twisted BOP1s were dearer by Rs.20/- to Rs.30/-, bolder types too gained by a similar margin. Better twisted OPs maintained last levels, others too with a reasonable style gained by Rs.10/- to Rs.20/-. All OPAs met with fair demand and were mostly dearer by Rs.10/- to Rs.20/-. Well made Pekoes were firm, bold Pekoes met with irregular demand, reducer types were marginally lower. Shotty Pekoe1s were firm, others sold at last levels.

Select best well-made BOPs were dearer by Rs.5/- to Rs.10/-, best and below best types were firm, secondary types were dearer by Rs.5/- to Rs.10/-. Select best and best BOP.SP.s and BOPF.SP.s met with good demand, others were firm. BOPFs followed a similar trend. Select best and best FBOPF1s were substantially dearer by Rs.20/- to Rs.30/- and more at times, others too were dearer by Rs.10/- to Rs.20/-. Well-made FBOPs in the select best category were dearer by Rs.10/- to Rs.20/-, best types were dearer by Rs.5/- to Rs.10/-, below best and secondary types were firm. FBOPF varieties met with good demand. All Premium Flowery teas were firm.

## Off Grades

Select best and best FGS1s were firm, below best and poorer types were easier by Rs.10/-. Select best and best BMs were dearer by Rs.10/- to Rs.20/-, below best and poorer types showed a similar trend. All BPs were dearer by Rs.20/- to Rs.30/-. All BOP1As maintained on last levels.

## Dust

Select best and best Dust1s were irregularly dearer by Rs.5/-, below best types were dearer by Rs.10/- to Rs.15/-, poorer sorts appreciated by Rs.5/- to Rs.10/-. Best High and Medium CTCs were dearer by Rs.10/- to Rs.20/-. Low Grown CTCs met with fair demand and sold at last levels. Low Grown Dust/ Dust1s appreciated by Rs.10/-.



# QUOTATIONS

	Select Best	Best	Below Best	Others
<b>LIQUORING</b>				
DUST-1	700.00 - 1040.00	600.00 – 680.00	550.00 - 580.00	450.00 - 500.00
<b>OFF GRADES</b>				
FGS1	660.00 - 710.00	610.00 - 650.00	500.00 - 600.00	370.00 - 490.00
FGS	540.00 - 640.00	500.00 - 530.00	420.00 - 490.00	350.00 - 410.00
<b>LOW GROWNS</b>				
FBOPF / FFSP / FFEXSP	2400.00 - 3650.00	1300.00 - 2200.00	800.00 - 1100.00	650.00 - 740.00
BOP	900.00 - 1180.00	720.00 - 880.00	620.00 - 700.00	480.00 - 600.00
BOPSP	850.00 - 1140.00	630.00 - 820.00	550.00 - 620.00	420.00 - 530.00
BOPF	750.00 – 1100.00	620.00 - 720.00	480.00 - 600.00	380.00 - 460.00
FBOPF1	950.00 - 1400.00	820.00 - 920.00	680.00 - 800.00	520.00 - 650.00
FBOP	920.00 - 1600.00	760.00 - 880.00	660.00 - 740.00	480.00 - 620.00
BOP1	1200.00 - 1900.00	1000.00 - 1100.00	900.00 - 960.00	600.00 - 640.00
OP1	1450.00 - 2550.00	1200.00 - 1400.00	1020.00 - 1170.00	450.00 - 600.00
OP	800.00 - 960.00	760.00 - 780.00	660.00 - 750.00	550.00 - 570.00
OPA	760.00 - 1040.00	650.00 - 730.00	540.00 - 630.00	420.00 - 470.00
PEKOE	820.00 - 1600.00	650.00 - 720.00	530.00 - 620.00	470.00 - 500.00
PEKOE1	900.00 - 1450.00	650.00 - 740.00	550.00 - 620.00	440.00 - 500.00
DUST / DUST1	500.00 - 590.00	400.00 - 490.00	360.00 - 390.00	330.00 - 380.00



- **Top Prices**
- **Colombo Auction Averages**
- **All Brokers Private Sale Figures**





# TOP PRICES (SALE NO. 02 – 10<sup>TH</sup> / 11<sup>TH</sup> JANUARY 2022)



WESTERN HIGH			
BOP	*	<b>Wattegodde</b>	<b>880.00</b>
		Weddemulla	880.00
BOPSP		Inverness	790.00
BOPF/BOPFSP		Bearwell	830.00
		Norwood	830.00
		Wattegodde	830.00
		Adisham	830.00
FBOP/FBOP1		Weddemulla	1080.00
FBOPF/FBOPF1	*	<b>Inverness</b>	<b>980.00</b>
		Weddemulla	980.00
BOP1	*	<b>Venture</b>	<b>1060.00</b>
OP/OPA	*	<b>Venture</b>	<b>780.00</b>
OP1	*	<b>Venture</b>	<b>870.00</b>
PEKOE/PEKOE1	*	<b>Inverness</b>	<b>870.00</b>

WESTERN MEDIUM			
BOP		Harangalla	1000.00
BOPSP		Ancoombra	940.00
		Hatale	940.00
BOPF/BOPFSP		Dartry	800.00
FBOP/FBOP1		Craighead	1400.00
FBOPF/FBOPF1		Harangalla	1060.00
BOP1		Dartry Valley	1020.00
OP/OPA		Cooroondoowatte	840.00
OP1		Dartry Valley	960.00
		Hatale	960.00
PEKOE/PEKOE1		Uplands	1040.00

UDA PUSSELLAWA			
BOP		Kirklees	620.00
BOPSP	+	Delmar	850.00
BOPF/BOPFSP		Kirklees	700.00
		Luckyland	700.00
FBOP/FBOP1		Delmar	890.00
FBOPF/FBOPF1		Delmar	900.00
		Gonapitiya	900.00
BOP1		-	
OP/OPA		Gordon	800.00
OP1		Gonapitiya	650.00
		Delmar	650.00
PEKOE/PEKOE1		Blairlmond	760.00

UVA HIGH			
BOP	*	<b>Uva Highlands</b>	<b>870.00</b>
BOPSP		Craig	850.00
BOPF/BOPFSP		Bandaraeliya	770.00
FBOP/FBOP1		Aislaby	1040.00
FBOPF/FBOPF1	*++	<b>Aislaby</b>	<b>980.00</b>
	*++	<b>Glenanore</b>	<b>980.00</b>
	++	Oodoowerre	980.00
BOP1		Battawatte	980.00
OP/OPA		Craig	720.00
OP1		Battawatte	820.00
PEKOE/PEKOE1		Mount Uva	850.00

UVA MEDIUM			
BOP		Hindagala	700.00
BOPSP	*	<b>Halpewatte Uva</b>	<b>880.00</b>
BOPF/BOPFSP		Dickwella	980.00
FBOP/FBOP1		Halpewatte Uva	1120.00
FBOPF/FBOPF1		Dickwella	1000.00
BOP1		Roseland Uva	1060.00
OP/OPA	*	<b>Halpewatte Uva</b>	<b>840.00</b>
OP1	*	<b>Wewesse</b>	<b>980.00</b>
PEKOE/PEKOE1		Dickwella	890.00

CTC HIGH			
PF1	*	<b>Dunsinane CTC</b>	<b>680.00</b>
BP1		-	
BPS		Mount Vernon CTC	580.00
OF		-	

CTC MEDIUM			
PF1		New Peacock CTC	670.00
BP1	*	<b>Duckwari CTC</b>	<b>540.00</b>
BPS		Donside CTC	560.00
OF		-	

NUWARA ELIYA			
BOP	*	<b>Kenmare</b>	<b>610.00</b>
BOPF/BOPFSP		Kenmare	560.00
FBOP/FBOP1	*	<b>Kenmare</b>	<b>840.00</b>
OP/OPA		-	
PEKOE/PEKOE1		Court Lodge	890.00

CTC LOW			
PF1	*	<b>Hingalgoda CTC</b>	<b>880.00</b>
	*	<b>Kalubowititiyana CTC</b>	<b>880.00</b>
BP1		Cecilayan CTC	670.00
BPS		-	
OF		-	



# TOP PRICES (SALE NO. 02 – 10<sup>TH</sup> / 11<sup>TH</sup> JANUARY 2022)



LOW			
BOP		Golden Garden	1180.00
		Mulatiyana Hills	1180.00
		Ceciliyan	1180.00
BOPSP	*	<b>Kiruwanaganga</b>	<b>1140.00</b>
		Suduwelipothahena Super	1080.00
	*	<b>Ceciliyan</b>	<b>1060.00</b>
BOPF		Geekiyanahena	1100.00
BOPFSP		Mahaliyadda	1140.00
		Allen Valley	1140.00
FBOP		Hidellana	1600.00
FBOP1		Ceciliyan	1350.00
		Gunawardena	1350.00
FBOPF		New Vithanakande	1450.00
		KDU Super	1450.00
		Katanwila	1450.00
FBOPF1	*	<b>Berubeula</b>	<b>1400.00</b>
		Gangaboda	1400.00
		Himara	1400.00
		Sirimewana	1350.00
		Sanasa	1350.00
	*	<b>Kiruwanaganga</b>	<b>1250.00</b>
BOP1		Pothotuwa	1900.00
OP1		Pothotuwa	2550.00
OP	*	<b>Berubeula</b>	<b>960.00</b>
		Thundolaella	960.00
		Graceland	960.00
		Balagala	960.00
		Sithaka	960.00
OPA		Mulatiyana Hills	1040.00
		Lions	1040.00
PEKOE		Lakvinka	1600.00
PEKOE1		Matuwagala Super	1450.00
		Nilrich	1450.00
		Wathuruwila	1450.00
		Makandura	1450.00

PREMIUM			
FBOPFSP		Sherwood Super	3650.00
FBOPFEXSP		Lions	3600.00
FBOPFEXSP1		Galatara	3150.00

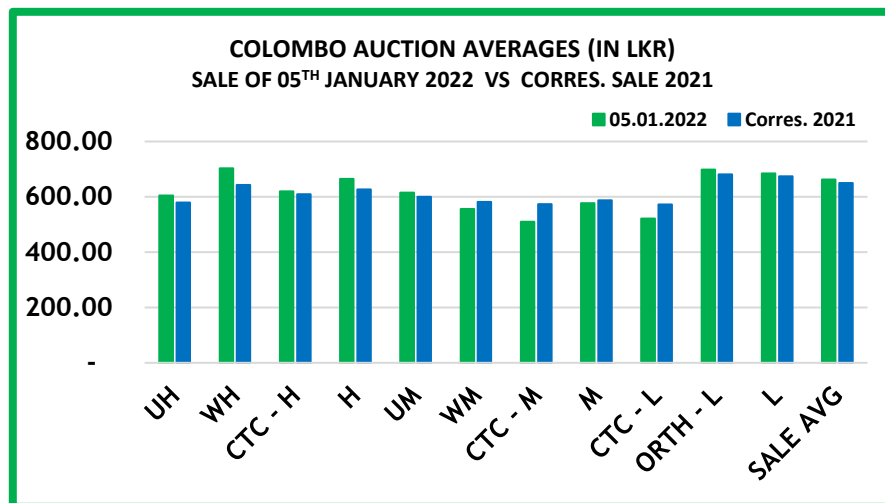
DUST			
DUST1	*	<b>Mattakelle</b>	<b>1040.00</b>
P.DUST	*	<b>Ceciliyan CTC</b>	<b>840.00</b>

OFF GRADES			
FNGS/FNGS1	*	<b>Bridwell</b>	<b>710.00</b>
		Holyrood	710.00
PFNGS	*	<b>Hingalgoda CTC</b>	<b>740.00</b>
BM	++	Gunawardena	830.00
	*	<b>Morawakkorale</b>	<b>790.00</b>
BP	+	Tinioya	860.00
BOP1A		Matuwagalla Super	750.00

**\*\* MORE THAN ONE TOP PRICE OBTAINED**  
**\* TEAS SOLD BY JOHN KEELLS PLC**  
**+ ALL TIME RECORD PRICE**  
**++ ALL TIME RECORD PRICE EQUALED**

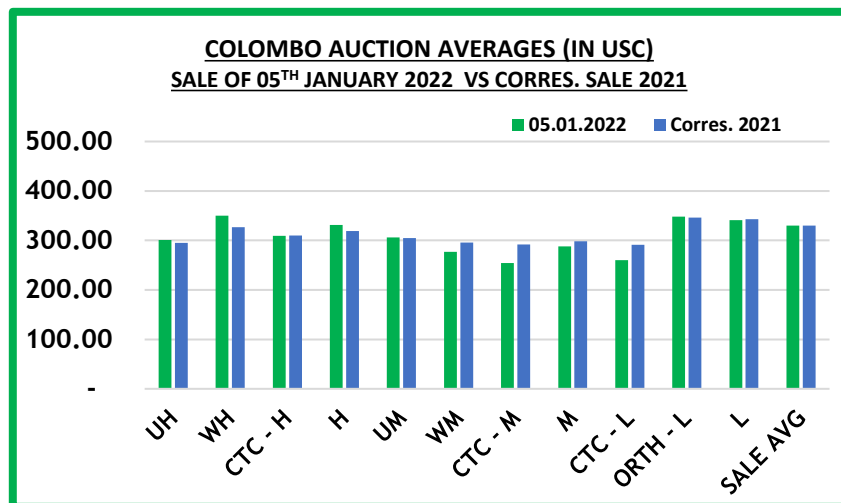


# COLOMBO AUCTION AVERAGES



	Sale of 21/12/2021 In LKR	Sale of 05/01/2022 In LKR	Corres. 2021 In LKR
Uva High Grown	576.04	604.30	579.61
Western High Grown	649.13	702.62	642.91
CTC High Grown	558.66	619.86	609.31
<b>Summary of High Grown</b>	<b>620.15</b>	<b>665.45</b>	<b>627.03</b>
Uva Medium Grown	582.12	614.76	600.14
Western Medium Grown	538.31	556.52	582.03
CTC Medium Grown	495.06	510.20	573.67
<b>Summary of Medium Grown</b>	<b>554.65</b>	<b>577.38</b>	<b>587.23</b>
CTC Low Grown	519.91	521.40	572.33
Orthodox Low Grown	683.51	697.92	681.47
<b>Summary of Low Grown</b>	<b>670.97</b>	<b>684.83</b>	<b>674.02</b>
<b>TOTAL SALE AVERAGE</b>	<b>640.27</b>	<b>662.27</b>	<b>649.51</b>

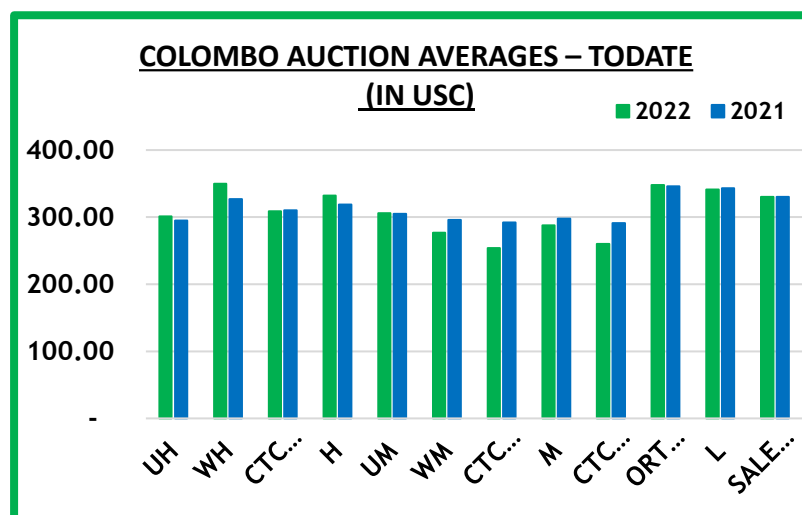
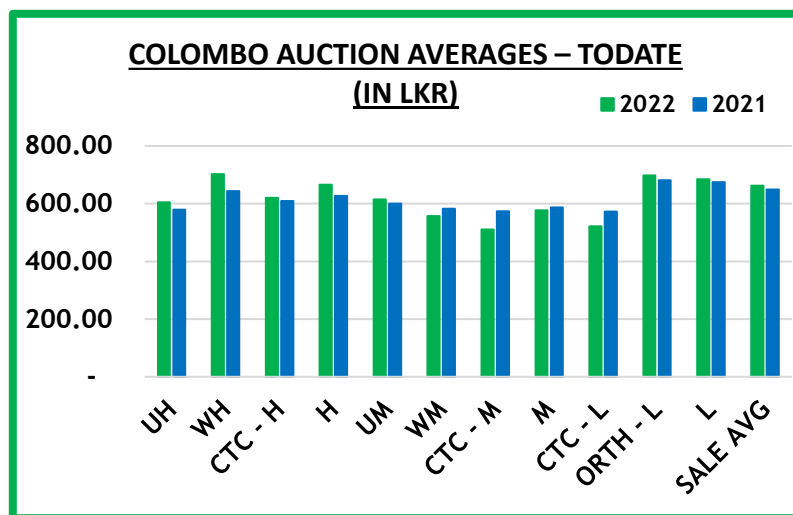
# COLOMBO AUCTION AVERAGES



	Sale of 21/12/2021 In USC	Sale of 05/01/2022 In USC	Corres. 2021 In USC
Uva High Grown	287	301	295
Western High Grown	323	350	327
CTC High Grown	278	309	310
<b>Summary of High Grown</b>	<b>309</b>	<b>331</b>	<b>319</b>
Uva Medium Grown	290	306	305
Western Medium Grown	268	277	296
CTC Medium Grown	247	254	292
<b>Summary of Medium Grown</b>	<b>276</b>	<b>288</b>	<b>298</b>
CTC Low Grown	259	260	291
Orthodox Low Grown	340	348	346
<b>Summary of Low Grown</b>	<b>334</b>	<b>341</b>	<b>343</b>
<b>TOTAL SALE AVERAGE</b>	<b>319</b>	<b>330</b>	<b>330</b>



# COLOMBO AUCTION AVERAGES



January to Date (Sale No.01)	2022 LKR	2021 LKR	2022 USC	2021 USC
Uva High Grown	604.30	579.61	301	295
Western High Grown	702.62	642.91	350	327
CTC High Grown	619.86	609.31	309	310
<b>Summary of High Grown</b>	<b>665.45</b>	<b>627.03</b>	<b>332</b>	<b>319</b>
Uva Medium Grown	614.76	600.14	306	305
Western Medium Grown	556.52	582.03	277	296
CTC Medium Grown	510.20	573.67	254	292
<b>Summary of Medium Grown</b>	<b>577.38</b>	<b>587.23</b>	<b>288</b>	<b>298</b>
CTC Low Grown	521.40	572.33	260	291
Orthodox Low Grown	697.92	681.47	348	346
<b>Summary of Low Grown</b>	<b>684.83</b>	<b>674.02</b>	<b>341</b>	<b>343</b>
<b>TOTAL SALE AVERAGE</b>	<b>662.27</b>	<b>649.51</b>	<b>330</b>	<b>330</b>





# COLOMBO AUCTION AVERAGES

FROM 05 <sup>TH</sup> JANUARY 2022	LKR
Uva High Grown	608.27
Western High Grown	715.08
<b>Summary of High Grown</b>	<b>676.43</b>
Uva Medium Grown	614.38
Western Medium Grown	557.60
<b>Summary of Medium Grown</b>	<b>577.82</b>
<b>Summary of Low Grown</b>	<b>684.88</b>
<b>TOTAL SALE AVERAGE</b>	<b>664.27</b>



# ALL BROKERS PRIVATE SALE FIGURES (FOR THE PERIOD – 01<sup>ST</sup> TO 08<sup>TH</sup> JANUARY 2022)

	WEEKLY	TODATE
High & Medium	58,948.50	58,948.50
Low	5,408.00	5,408.00
Green Tea	23,923.00	23,923.00
Organic Tea	4,454.00	4,454.00
BMF	308,236.00	308,236.00
Direct Sales	-	-
Forward Contract	6,720.00	6,720.00





- **Crop and Weather**
- **Crop Figures**
- **Tea News**
- **Holiday Notice**

## CROP AND WEATHER - FOR THE PERIOD OF – 03<sup>RD</sup> TO 09<sup>TH</sup> JANUARY 2022



### **Western**

Dull mornings with cold nights and afternoon showers were experienced throughout the week in Dickoya, Agarapatana, Bogowantalawa and Talawakelle districts.



### **Nuwara Eliya**

Dull weather with occasional rainfall was recorded throughout the week in Nuwara Eliya and Kandapola districts.



### **Uva**

Mostly dull weather with light showers and cold nights were recorded throughout the week in Badulla, Bandarawella and Haputale districts.



### **Low Grown**

Dull weather with heavy evening showers were recorded throughout the week in Galle, Rathnapura and Deniyaya districts.



### **Crop**

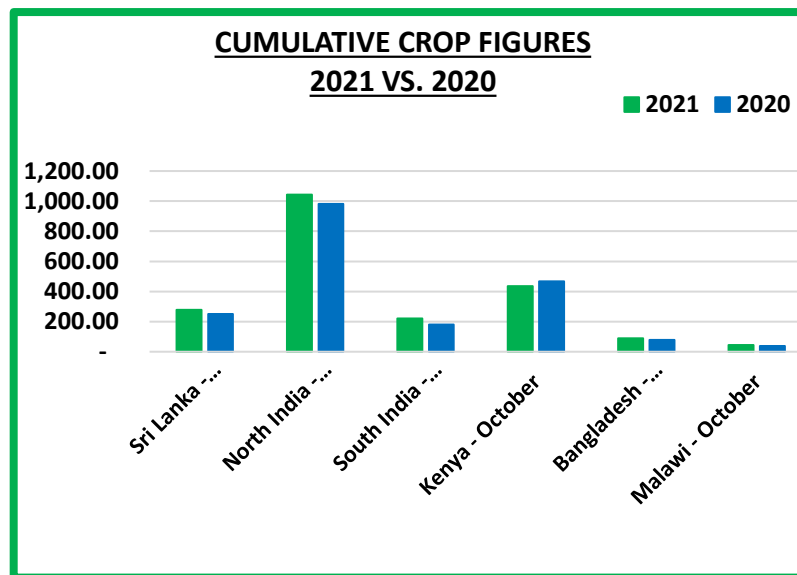
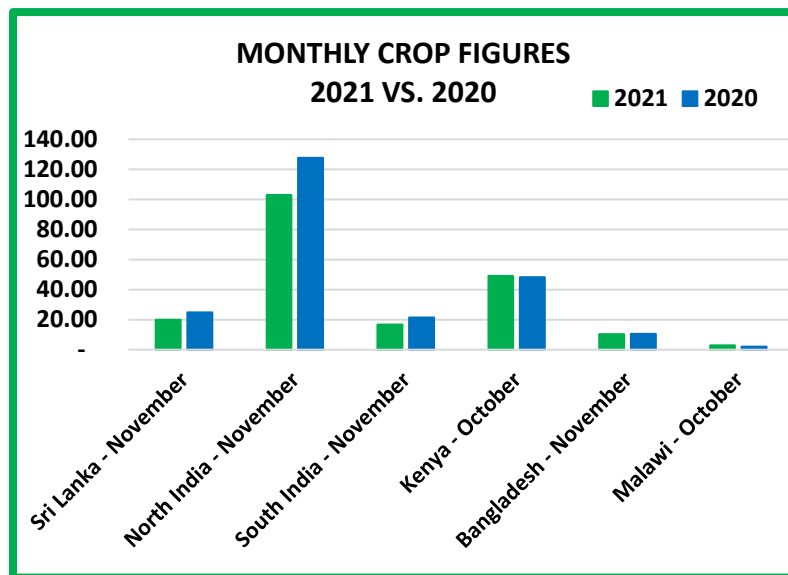
Crop intakes are moderate to low.



# CROP FIGURES OF MAJOR PRODUCING & EXPORTING COUNTRIES

Country	Month	2021	2020	Cumulative + Inc. / Dec.	Cumulative	2021	2020	Cumulative + Inc. / Dec.
Sri Lanka	November	20.00	24.91	- 4.91	Upto November	278.75	250.19	+ 28.56
North India	November	103.01 (E)	127.58	- 24.57	Upto November	1043.72(E)	981.85	+ 61.87
South India	November	16.63(E)	21.42	- 4.79	Upto November	220.81 (E)	180.17	+ 24.01
Kenya	October	49.0	48.30	+ 0.70	Upto October	434.60	467.40	- 32.8
Bangladesh	November	10.24	10.50	- 0.26	Upto November	89.57	79.43	+ 10.14
Malawi	October	2.93	2.12	+ 0.81	Upto October	45.39	38.53	+ 6.86

(E) - Estimated





# TEA NEWS AROUND THE GLOBE



## MOMBASA MARKET

SALE NO. 01 – SALE OF 04<sup>TH</sup>, 05<sup>TH</sup> & 06<sup>TH</sup> JANUARY 2022

Improved general demand for the 191,560 packages (12,665,465.00 kilos) in the market with 13.77% unsold.

### LEAF GRADES

Offerings: 105,800 packages (6,960,388.00 kilos) and 14.01% remained unsold. The best BP1s available eased by USC10 to USC20 with brighter types fully firm to USC12 below previous week's levels and a few lines were unsold while medium varieties were firm to USC8 easier and many invoices remained unsold due to price limits. Improved lower medium categories held steady to USC26 above last prices but others shed USC4 to USC31 and some lines were unsold with plainer descriptions better absorbed varying between USC6 to USC36 dearer to easier by USC2 to USC10 and some teas remained without bids.

Best PF1s in the market gained USC3 to USC4 while brighter varieties appreciated by USC4 to USC5 with medium categories USC2 to USC20 above previous week's prices but many invoices were neglected due to price limits; lower medium types saw an irregular enquiry with improved lines advancing by USC2 to USC28 while others shed USC4 to USC15 and a few invoices were unsold. Plainer categories saw an irregular support ranging between steady to USC29 dearer to easier by USC2 to USC10 and some teas remained unsold.

### DUST GRADES

Offerings: 56,580 packages (4,216,471.00 kilos). 6.72% remained unsold. The best PDUSTs available shed USC4 to USC15 while brighter categories were steady to USC20 below last rates with mediums irregular varying between firm to USC14 above last week's levels to easier by up to USC9 and some lines remained without bids due to price limits; improved lower medium types were well-competed for advancing by USC9 to USC29 while others were discounted by up to USC31. Plainer categories were irregular ranging between USC3 to USC10 dearer to easier by USC2 USC8 and a few lines remained unsold.

Best DUST1s on offer held value to USC12 dearer while brighter types varied between steady to USC3 above last rates to easier by up to USC2. Medium varieties met an irregular enquiry and ranged between firm to USC4 above previous week's levels to easier by USC9 to USC20; improved lower mediums saw better absorption at steady to USC32 dearer while others eased by USC14 to USC25 and a few lines remained unsold. Plainer descriptions were irregular varying between USC5 to USC10 dearer to easier by USC2 to USC8 with a few invoices remained unsold.

### SECONDARY GRADES

Offerings: 29,180 packages (1,488,606.00 kilos) and 26.59% was unsold. In the Secondary Catalogues, BPs eased with PFs advancing. Well-sorted clean coloury Fannings were easier with similar DUSTs appreciating. Other Fannings and DUSTs were steady. BMFs saw better absorption at dearer rates.

### MARKETS

Pakistan Packers showed more and strong support with increased interest from Kazakhstan, other CIS states, Bazaar and Sudan while Egyptian Packers lent strong and useful enquiry. There was good activity from Yemen, other Middle Eastern countries and Russia with UK active but at lower levels with some purchases for Iran. Afghanistan were subdued while Local Packers were less active in line with price. Somalia showed more interest at the lower end of the market.





# TEA NEWS AROUND THE GLOBE

## MOMBASA MARKET – Continued

QUOTATIONS	BROKENS \$	FANNINGS \$
Best	255 – 376	312 – 371
Good	254 – 332	310 – 330
Good Medium	248 – 282	300 – 321
Medium	260 – 266	250 – 306
Lower Medium	100 – 184	108 – 264
Plain	084 – 166	080 – 210

AUCTION	KENYA 2020 \$	KENYA 2021 \$	TOTAL 2020 \$	TOTAL 2021 \$
50	1.94	2.58	1.85	2.39
51	1.96	2.55	1.87	2.39
01	2.04	2.64	1.95	2.45

SOURCE : AFRICA TEA BROKERS LTD.



# TEA NEWS AROUND THE GLOBE



## CHITTAGONG MARKET

SALE NO. 35 – 10<sup>TH</sup> JANUARY 2022

**CTC LEAF:** 47,021 packages of Current Season teas on offer met with a fairly good demand.

**BROKENS:** Good liquoring types met with quite strong demand and were mostly firm to slightly dearer. Medium varieties witnessed slightly more demand but were a little easier. Plainer varieties met with an irregular demand at generally slightly easier rates. BLF teas met with fair demand at around last levels.

**FANNINGS:** Good liquoring Fannings were again a strong market and were mostly dearer following competition. All other varieties were a fair market and tended slightly easier. BLF teas met with fair enquiry at around last levels.

**CTC DUST:** 10,345 packages of Current Season teas on offer met with quite a good demand. Good liquoring Dusts sold well at slightly dearer rates. Medium Dusts were fully firm on last. The plain and BLF Dusts were easier following a seasonal decline in quality. Blenders lent strong support with fair interest from the Loose tea buyers.

**COMMENTS:** Demand continued to be fairly similar to last with good liquoring sorts again meeting strong competition at higher rates. Other varieties also met with quite fair enquiry but were generally a little easier with fair withdrawals. Blenders continued to be quite strong with quite good support from the Loose tea buyers.

Dusts sold well.

**Our catalogue ( Sale 35 ): Avg: Tk 190.54, Sold 69.6 % & ( Sale 34 ) Avg: Tk 188.14, Sold 70.4 %.**

### Quotations – This Week – (In Taka)

Brokens	This Week	Last Week	Fannings	This week	Last Week	Dust	This week	Last Week
Large	NQTA	NQTA	Best	215-220	210-215	PD	189-289	193-254
Medium	163-175	165-175	Good	185-195	185-190	RD	153-298	140-304
Small	168-180	170-180	Medium	165-175	165-175	D	155-295	140-300
Plain	145-155	145-155	Plain	145-155	145-155	CD	161-341	140-301
BLF	125-145	125-145	BLF	125-145	125-145	BLF	150-179	140-179

Exchange Rates 10<sup>th</sup> January, 2022 Sterling Pound: Tk. 114.7199 dollar: Tk. 84.7665

**SOURCE : NATIONAL BROKERS LTD**





# TEA NEWS AROUND THE GLOBE

## GUWAHATI MARKET

SALE NO. 01 – 07<sup>TH</sup> JANUARY 2022

### Market description:

- Fair demand. All sorts sold at irregularly lower levels in line with quality, some cleaner plainer sorts sold around last levels.
- Good liquoring dust were well competed for while medium & plainer teas sold at easier levels.
- Hul & TCPL operated while Western India competed for liquoring teas on offer. Internal buyers active at lower levels.
- Exporters operated for liquoring brokens.

### 2. TOTAL AUCTION WEIGHTED AVERAGE ( ₹ )

	2021-22			2020-21			UPTO SALE - 1		
	SALE - 1	SALE - 52	+/-	SALE - 1	SALE - 54	+/-	2021-22	2020-21	2019-20
CTC	154.29	162.28	-7.99	169.08	165.06	4.02	186.10	225.18	145.80
DUST	152.78	162.20	-9.42	165.24	161.92	3.32	181.91	235.69	155.80
TOTAL	153.82	162.26	-8.44	167.99	164.08	3.91	184.87	228.58	148.94

SOURCE: PARCON INDIA PVT LTD

## SILIGURI MARKET

SALE NO.01 – 07<sup>TH</sup> JANUARY 2022

### Market description:

- Demand – good.
- Levels eased in line with quality except for the best and good PD's, which were well received and competed for.
- Internal trade was active with support from HUL/ TCPL. Exporters were rather selective.
- Percentage of teas selling below Rs.130 shows an increase.

### 2. TOTAL AUCTION WEIGHTED AVERAGE ( ₹ )

	2021-22			2020-21			UPTO SALE - 1		
	SALE - 1	SALE - 52	+/-	SALE - 1	SALE - 52	+/-	2021-22	2020-21	2019-20
CTC	155.91	165.42	-9.50	167.76	169.32	-1.56	181.70	208.59	139.75
DUST	151.15	163.46	-12.30	166.28	162.15	4.13	169.83	202.56	133.73
TOTAL	155.38	165.22	-9.84	167.60	168.57	-0.97	180.35	207.86	139.04

SOURCE: PARCON INDIA PVT LTD



# TEA NEWS AROUND THE GLOBE



## KOLKATA ORTHODOX / CTC MARKET

SALE NO.01 – 05<sup>TH</sup> / 06<sup>TH</sup> JANUARY 2022

### Market description :

- Good demand.
- Levels irregular and lower following quality.
- The few clean well made sorts were readily absorbed and generally maintained levels.

	WHOLE LEAF		BROKENS		FANNINGS
	1ST LINE	2ND LINE	LARGER	SMALLER	LEAFY
<b>BEST</b>	290-340+(N)	270-290+	235-245+(N)	220-230+(N)	<b>170+(N)</b>
<b>GOOD</b>	265-285	240-265	210-230	200-220	<b>150-160</b>
<b>MEDIUM</b>	<b>210-250</b>	<b>180-230</b>	<b>160-200</b>	<b>160-200</b>	<b>110-140</b>

### Market description :

- Demand – Good.
- Select liquoring Assams were barely steady. Better medium and medium sorts were easier following quality. Plainer Assams maintained last week's levels.
- Good and medium Dooars were around last, plainer Dooars witnessed a drop in levels with the progress of the sale.
- Best/good assam dusts were firm, remainder were irregular around last.

## 2. TOTAL AUCTION WEIGHTED AVERAGE ( ₹ )

	2021-22			2020-21			UPTO SALE - 1		
	SALE - 1	SALE - 52	+/-	SALE - 1	SALE - 52	+/-	2021-22	2020-21	2019-20
<b>CTC</b>	181.02	190.72	-9.70	183.73	186.03	-2.30	208.72	234.43	<b>159.60</b>
<b>DUST</b>	179.14	193.68	-14.54	182.69	189.56	-6.87	214.08	247.37	<b>173.49</b>
<b>TOTAL</b>	<b>180.46</b>	<b>191.55</b>	<b>-11.08</b>	<b>183.47</b>	<b>187.05</b>	<b>-3.57</b>	<b>210.23</b>	<b>238.27</b>	<b>163.41</b>

SOURCE: PARCON INDIA PVT LTD





# UPCOMING AUCTION DETAILS

Auction No.	04		03	
Dates	25 <sup>th</sup> / 26 <sup>th</sup> January 2022		18 <sup>th</sup> / 19 <sup>th</sup> January 2022	
	No. of Lots	Qty – kg	No. of Lots	Qty – kg
Ex-Estate	920	1,076,601	638	726,431
Main Sale Total	11,400	5,877,223	9,368	4,377,908
High & Medium	1,706	871,673	1,178	559,514
Low Grown – Leafy	2,234	968,125	1,891	721,229
Low Grown – Semi Leafy	1,661	774,482	1,384	569,162
Low Grown Tippy	2,273	1,244,216	1,886	908,273
Premium / Flowery	491	90,966	402	66,716
Off Grades	2,421	1,299,878	2,126	1,075,084
Dust	614	627,883	501	477,930
Grand Total	12,320	6,953,824	10,006	5,104,339
Reprints	42	30,174	686	344,615
<b>Total No. of Lots on Offer</b>	<b>12,320</b>		<b>10,006</b>	
<b>Total Quantity on Offer (kg)</b>	<b>6,953,824</b>		<b>5,104,339</b>	



## SCHEDULED CLOSING DATES

Auction No.	Date of Sale	Ex-Estate	Main Sale
05	31 <sup>st</sup> Jan. / 01 <sup>st</sup> Feb. 2022	13/01/2022	13/01/2022
06	08 <sup>th</sup> / 09 <sup>th</sup> February 2022	20/01/2022	20/01/2022
07	14 <sup>th</sup> / 15 <sup>th</sup> February 2022	27/01/2022	27/01/2022

## PROMPT DATES

Auction No.	Buyers	Sellers
03	25/01/2022	26/01/2022
04	01/02/2022	02/02/2022
05	07/02/2022	08/02/2022



# ORDER OF SALE (SALE NO. 03 – 18<sup>TH</sup> / 19<sup>TH</sup> JANUARY 2022)

Main Sale Order – 1 (Leafy / Semi Leafy / Tippy / Premium / 1A)	Main Sale Order – 2 (H & M / Off Grade / Dust)	Ex-Estate
Ceylon Tea Brokers PLC	Forbes & Walker Tea Brokers (Pvt) Ltd	Eastern Brokers. Ltd.
Asia Siyaka Commodities PLC.	Mercantile Produce Brokers (Pvt) Ltd	Asia Siyaka Commodities PLC.
<b>JOHN KEELLS PLC</b>	Lanka Commodity Brokers Ltd	Forbes & Walker Tea Brokers (Pvt) Ltd
Lanka Commodity Brokers Ltd	Asia Siyaka Commodities PLC.	Lanka Commodity Brokers Ltd
Forbes & Walker Tea Brokers (Pvt) Ltd	Bartleet Produce Marketing (Pvt) Ltd	Ceylon Tea Brokers PLC
Eastern Brokers. Ltd.	Ceylon Tea Brokers PLC	Bartleet Produce Marketing (Pvt) Ltd
Mercantile Produce Brokers (Pvt) Ltd	<b>JOHN KEELLS PLC</b>	<b>JOHN KEELLS PLC</b>
Bartleet Produce Marketing (Pvt) Ltd	Eastern Brokers. Ltd.	Mercantile Produce Brokers (Pvt) Ltd

[ DB : HR / SG ]



# HOLIDAY NOTICE



**We wish to inform all our valued Clients that our Head Office, Sample Room and Stores will be closed for business on the following days.**

<b>14<sup>th</sup> January 2022</b>	<b>Friday</b>	<b>Tamil Thai Pongal Day.</b>
<b>17<sup>th</sup> January 2022</b>	<b>Monday</b>	<b>Duruthu Full Moon Poya Day.</b> <b>* Sample Room will be opened. (7.30 am – 1.00 pm)</b>





“

Imagination is everything. It is the preview of life's  
coming attractions.

”

– *Albert Einstein*