



TEA MARKET REPORT

JOHN KEELLS PLC

SALE NO.02 – 10TH / 11TH JANUARY 2023

ORDER OF SALE (SALE NO. 02 – 10TH / 11TH JANUARY 2023)

| Main Sale Order – 1 (Leafy / Semi Leafy / Tippy / Premium / 1A) | Main Sale Order – 2 (H & M / Off Grade / Dust) | Ex-Estate |
|--|---|---------------------------------------|
| JOHN KEELLS PLC | EASTERN BROKERS. LTD. | CEYLON TEA BROKERS PLC |
| ASIA SIYAKA COMMODITIES PLC. | FORBES & WALKER TEA BROKERS (PVT) LTD | EASTERN BROKERS. LTD. |
| CEYLON TEA BROKERS PLC | MERCANTILE PRODUCE BROKERS (PVT) LTD | MERCANTILE PRODUCE BROKERS (PVT) LTD |
| FORBES & WALKER TEA BROKERS (PVT) LTD | LANKA COMMODITY BROKERS LTD | LANKA COMMODITY BROKERS LTD |
| EASTERN BROKERS. LTD. | ASIA SIYAKA COMMODITIES PLC. | JOHN KEELLS PLC |
| BARTLEET PRODUCE MARKETING (PVT) LTD | BARTLEET PRODUCE MARKETING (PVT) LTD | ASIA SIYAKA COMMODITIES PLC. |
| MERCANTILE PRODUCE BROKERS (PVT) LTD | CEYLON TEA BROKERS PLC | BARTLEET PRODUCE MARKETING (PVT) LTD |
| LANKA COMMODITY BROKERS LTD | JOHN KEELLS PLC | FORBES & WALKER TEA BROKERS (PVT) LTD |



AUCTION DETAILS

| Auction No. | 02 | |
|-----------------------------|--|-----------|
| Dates | 10 th / 11 th January 2023 | |
| | No. of Lots | Qty – kg |
| Ex Estate | 646 | 730,281 |
| Main Sale Total | 9,261 | 4,340,936 |
| High & Medium | 1,175 | 515,509 |
| Low Grown - Leafy | 1,721 | 646,054 |
| Low Grown - Semi Leafy | 1,404 | 609,511 |
| Low Grown Tippy | 2,077 | 1,061,139 |
| Premium / Flowery | 382 | 60,539 |
| Off Grades | 2,035 | 1,001,492 |
| Dust | 467 | 446,692 |
| Grand Total | 9,907 | 5,071,217 |
| Reprints | 573 | 307,244 |
| | | |
| Total No. of Lots Offered | 9,907 | |
| Total Quantity Offered (kg) | 5,071,217 | |

PROMPT DATES

| Auction No. | Buyers | Sellers |
|-------------|------------|------------|
| 02 | 17/01/2023 | 18/01/2023 |



COMMENTS



The 0.73Mkg of Ex estate teas on offer met with fair demand. Select Best Western High Grown BOPs were firm to dearer. The below best and plainer varieties were mostly firm. Select Best Western High Grown BOPFs were firm and gained selectively following quality. The below best and plainer varieties too which were firm at the commencement of the sale, appreciated as the sale progressed. Nuwara Eliya BOP/BOPFs were mostly unsold due to lack of suitable bids. Uda Pussellawa BOPs were dearer, the BOPFs too appreciated substantially towards the latter part of the sale. UVA BOPs were firm, the BOPFs too maintained last levels. The Low grown CTC BP1s were firm on last levels, the High and Medium sorts were irregular. Low Grown CTC PF1s gained marginally. The High and Medium PF1s were mostly firm on last levels.

The 2.3Mkg of Low Grown teas which were on offer met with good demand. In the Leafy segment, OPs were dearer, OPAs appreciated a few rupees. OP1s were mostly dearer. In the Semi Leafy segment, BOP1s were dearer. Pekoe varieties too were dearer. Pekoe1s were firm. In the Small Leaf segment, FBOPs were firm. FBOPF varieties continued to attract good demand. FBOPF1s were mostly firm. BOPF.SP, BOPF, BOP.SP and BOPs too met with fair demand. Select best Premium Flowery teas were lower to last, others were firm.

Turkey, Russia, Iran and the C.I.S countries lent fair support. Libya and Iraq were active.



MARKET DESCRIPTION

Western Teas

Select best BOPs were mostly firm with a few invoices appreciating following special inquiry, below best and plainer varieties too were mostly firm on last levels. Select best BOPFs were firm to irregularly dearer at times following quality, below best and plainer varieties were firm to Rs.50/- to Rs.100/- dearer at times. Medium BOPs were tending dearer, the BOPFs too appreciated Rs.50/- to Rs.100/-.

Nuwara Eliya Teas

BOP / BOPFs were mostly unsold due to a lack of suitable bids.

Uva Teas

Uva BOPs were firm, the BOPFs too were irregular following quality. Uda Pussellawa BOPs were irregularly dearer, the BOPFs too gained particularly towards the latter part of the sale.

CTC Teas

Low Grown BP1s appreciated Rs.50/- to Rs.100/-, the High and Medium sorts were mostly firm. Low Grown PF1s were fully firm to a little dearer at times, the High and Medium sorts maintained last levels.

QUOTATIONS

| | BOP – RS. | BOPF – RS. |
|---------------------|-------------|-------------|
| Good Westerns | 1600 – 1700 | 1650 – 1850 |
| Average Westerns | 1500 – 1550 | 1500 – 1600 |
| Plainer Westerns | 1300 – 1480 | 1400 – 1480 |
| Western Mediums | 1000 – 2150 | 980 – 1200 |
| Uva Teas | 1380 – 1550 | 1280 – 1600 |
| Nuwara Eliya Teas | 1360 – 1400 | NQ |
| Uda Pussellawa Teas | 1240 – 1500 | 1140 – 1480 |
| CTC (BP1 and PF1) | 860 – 1300 | 850 – 2100 |





MARKET DESCRIPTION

Low Grown

Select best wiry OP1s met with fair demand, other well-made OP1s too were firm to dearer, stalky secondaries met with good demand. Better twisted OPs gained from last week, below best sorts too met with fair demand. Select best OPAs were firm on last levels, best and below best sorts were firm to irregularly dearer. Better twisted BOP1s gained irregularly, bolder types were mainly firm. select best Pekoes along with the bold Pekoe invoices were mostly dearer, others too met with fair demand. Shotty Pekoe1s gained irregularly, secondaries were mainly firm.

Select best and best BOPs were firm, below best types were irregularly lower to last, secondary types were firm. BOP.SP and BOPF.SP met with fair demand. BOPFs followed a similar trend. Select best FBOPF1s were firm, best FBOPF1s were lower by Rs.20/- to Rs.30/-, below best FBOPF1s were firm to easier by Rs.20/- to Rs.30/-, secondaries too were lower by Rs.20/- to Rs.30/-. Well-made FBOPs in the select best category were firm, best and below best types were lower by Rs.30/- to Rs.40/-, secondaries were firm. FBOPF varieties met with good demand. Select best Premium Flowery teas met with lower demand, others were firm.

Off Grades

Select best and best FGS1s were firm to dearer by Rs.10/- to Rs.20/-, below best and poorer types were firm. Select best BMs were firm, best and below best types were dearer by Rs.20/- to Rs.40/-, poorer types were firm. All BPs were firm. Select best BOP1As were dearer by Rs.30/- to Rs.40/- whilst best BOP1As were dearer by Rs.70/- to Rs.100/-, below best types were dearer by Rs.40/- to Rs.60/- whilst poorer sorts sold at last levels.

Dust

Select best and best Dust1s were firm to dearer by Rs. 5/- to Rs.10/-, below best and poorer sorts appreciated by Rs. 5/- to Rs.10/-. High and Medium CTCs maintained at last levels. Low Grown CTCs met with fair demand and sold at last levels. Low Grown Dust/Dust1s sold at firm levels.



QUOTATIONS

| | Select Best | Best | Below Best | Others |
|-----------------------|-------------------|-------------------|-------------------|-------------------|
| LIQUORING | | | | |
| DUST-1 | 1700.00 - 1950.00 | 1600.00 - 1690.00 | 1500.00 - 1590.00 | 1400.00 - 1490.00 |
| OFF GRADES | | | | |
| FGS1 | 1450.00 - 1600.00 | 1350.00 - 1440.00 | 900.00 - 1340.00 | 640.00 - 890.00 |
| FGS | 950.00 - 1040.00 | 860.00 - 940.00 | 750.00 - 850.00 | 500.00 - 740.00 |
| LOW GROWNS | | | | |
| FBOPF / FFSP / FFEXSP | 4000.00 - 9100.00 | 3000.00 - 3800.00 | 2000.00 - 2800.00 | 1000.00 - 1900.00 |
| BOP | 2100.00 - 2500.00 | 1500.00 - 2000.00 | 1100.00 - 1400.00 | 850.00 - 1050.00 |
| BOPSP | 2000.00 - 2400.00 | 1500.00 - 1900.00 | 1100.00 - 1400.00 | 850.00 - 1050.00 |
| BOPF | 1800.00 - 2450.00 | 1300.00 - 1700.00 | 900.00 - 1200.00 | 700.00 - 820.00 |
| FBOPF1 | 2100.00 - 3000.00 | 1700.00 - 2050.00 | 1400.00 - 1600.00 | 800.00 - 1350.00 |
| FBOP | 2200.00 - 2950.00 | 1700.00 - 2150.00 | 1400.00 - 1700.00 | 900.00 - 1200.00 |
| BOP1 | 2700.00 - 3350.00 | 2000.00 - 2500.00 | 1600.00 - 1800.00 | 1400.00 - 1550.00 |
| OP1 | 2650.00 - 3250.00 | 2250.00 - 2500.00 | 1850.00 - 2100.00 | 1400.00 - 1650.00 |
| OP | 1950.00 - 2400.00 | 1850.00 - 1950.00 | 1650.00 - 1800.00 | 900.00 - 1550.00 |
| OPA | 1850.00 - 2350.00 | 1650.00 - 1750.00 | 1350.00 - 1600.00 | 1000.00 - 1200.00 |
| PEKOE | 2000.00 - 2650.00 | 1800.00 - 1950.00 | 1600.00 - 1750.00 | 1200.00 - 1400.00 |
| PEKOE1 | 2200.00 - 2600.00 | 1850.00 - 2150.00 | 1650.00 - 1800.00 | 1000.00 - 1400.00 |
| DUST / DUST1 | 900.00 - 1200.00 | 800.00 - 890.00 | 700.00 - 790.00 | 600.00 - 690.00 |



- **Top Prices**
- **Colombo Auction Averages**
- **Agro Climatic District Averages**
- **All Brokers Private Sale Figures**



TOP PRICES (SALE NO. 02 – 10TH / 11TH JANUARY 2023)



| WESTERN HIGH | | | |
|--------------|---|-------------------|----------------|
| BOP | * | Wattegodde | 1700.00 |
| | * | Mattakelle | 1700.00 |
| | | Bearwell | 1700.00 |
| | | Bambrakelly | 1700.00 |
| BOPSP | | Queensberry | 1950.00 |
| BOPF/BOPFSP | | Dessford | 1850.00 |
| FBOP/FBOP1 | | Torrington | 2100.00 |
| FBOPF/FBOPF1 | * | St Andrews | 1850.00 |
| | | Inverness | 1850.00 |
| | | Torrington | 1850.00 |
| BOP1 | | Torrington | 2150.00 |
| OP/OPA | * | Venture | 1650.00 |
| | | Torrington | 1650.00 |
| OP1 | * | Venture | 2000.00 |
| PEKOE/PEKOE1 | | Frotoft Super | 2200.00 |
| | | Weddemulla | 2200.00 |

| WESTERN MEDIUM | | | |
|----------------|--|-----------------|---------|
| BOP | | Dartry Valley | 2150.00 |
| BOPSP | | Doombagastalawa | 2050.00 |
| | | Ancoombra | 2050.00 |
| BOPF/BOPFSP | | Ancoombra | 1650.00 |
| FBOP/FBOP1 | | Dartry Valley | 2300.00 |
| FBOPF/FBOPF1 | | Dartry Valley | 2350.00 |
| BOP1 | | Ancoombra | 2450.00 |
| OP/OPA | | Hatale | 1750.00 |
| OP1 | | Hatale | 3050.00 |
| PEKOE/PEKOE1 | | Uplands | 2400.00 |
| | | Dartry Valley | 2400.00 |

| UDA PUSSELLAWA | | | |
|----------------|--|-------------|---------|
| BOP | | Kirklees | 1460.00 |
| BOPSP | | Luckyland | 1500.00 |
| BOPF/BOPFSP | | Kirklees | 1650.00 |
| FBOP/FBOP1 | | Alma | 1800.00 |
| FBOPF/FBOPF1 | | Blairlomond | 1750.00 |
| BOP1 | | Gonapitiya | 1300.00 |
| OP/OPA | | Alma | 1460.00 |
| OP1 | | Delmar | 960.00 |
| PEKOE/PEKOE1 | | Alma | 2050.00 |

| UVA HIGH | | | |
|--------------|---|----------------|----------------|
| BOP | | Aislaby | 1800.00 |
| BOPSP | | Ranaya | 1850.00 |
| BOPF/BOPFSP | | Bandaraeliya | 1600.00 |
| FBOP/FBOP1 | | Aislaby | 2100.00 |
| FBOPF/FBOPF1 | | Craig | 2100.00 |
| BOP1 | | Glenanore | 1950.00 |
| OP/OPA | | Craig | 1700.00 |
| | | Glenanore | 1700.00 |
| OP1 | * | Aislaby | 1700.00 |
| PEKOE/PEKOE1 | | Battawatte | 2200.00 |

| UVA MEDIUM | | | |
|--------------|---|-------------------------|----------------|
| BOP | | Dickwella | 1950.00 |
| BOPSP | * | Halpewatte Uva | 2000.00 |
| BOPF/BOPFSP | | Dickwella | 1900.00 |
| FBOP/FBOP1 | | Glen Alpin | 2250.00 |
| FBOPF/FBOPF1 | | Aruna Passara | 2050.00 |
| BOP1 | | Maratenne | 1950.00 |
| | | Misty-Uva | 1950.00 |
| OP/OPA | | Tinioya | 1700.00 |
| OP1 | | Dickwella | 2050.00 |
| PEKOE/PEKOE1 | * | Sarnia Plaiderie | 2200.00 |

| CTC HIGH | | | |
|----------|---|----------------------|----------------|
| PF1 | * | Ulugedara CTC | 1340.00 |
| | * | Dunsinane CTC | 1340.00 |
| BP1 | | Florence CTC | 1020.00 |
| BPS | | - | |
| OF | | - | |

| CTC MEDIUM | | | |
|------------|----|--------------------|----------------|
| PF1 | | New Peacock CTC | 1360.00 |
| BP1 | ** | Delta CTC | 1300.00 |
| BPS | * | Donside CTC | 1100.00 |
| | | Aultmore CTC | 1100.00 |
| OF | | - | |

| NUWARA ELIYA | | | |
|--------------|---|----------------|----------------|
| BOP | * | Kenmare | 1360.00 |
| BOPSP | * | Kenmare | 1400.00 |
| BOPF/BOPFSP | | Court Lodge | 1180.00 |
| FBOP/FBOP1 | | Court Lodge | 1500.00 |
| OP/OPA | | Court Lodge | 1400.00 |
| PEKOE/PEKOE1 | | Court Lodge | 1600.00 |

| CTC LOW | | | |
|---------|---|-----------------------|----------------|
| PF1 | * | Hingalgoda CTC | 2100.00 |
| BP1 | | Suduwelipothahena CTC | 1240.00 |
| BPS | | Lantern Hill CTC | 1060.00 |
| OF | | - | - |



TOP PRICES (SALE NO. 02 – 10TH / 11TH JANUARY 2023)



| LOW | | | |
|--------|---|----------------------|----------------|
| BOP | | Brombil | 2500.00 |
| | | Golden Garden | 2500.00 |
| | | Wathurawila | 2500.00 |
| | | Pothotuwa | 2500.00 |
| BOPSP | * | Kiruwanaganga | 2400.00 |
| | | Wathurawila | 2350.00 |
| | * | Ceciliyan | 2300.00 |
| BOPF | | Sithaka | 2450.00 |
| BOPFSP | | Wathurawila | 2300.00 |
| | | Mahaliyadda | 2300.00 |
| FBOP | | Sithaka | 2950.00 |
| FBOP1 | | Richiland | 2900.00 |
| | * | Ceciliyan | 2800.00 |
| FBOPF | | Gunawardana | 3000.00 |
| FBOPF1 | * | Sineth | 3000.00 |
| BOP1 | | Lumbini | 3350.00 |
| | | New Vithanakanda | 3350.00 |
| OP1 | | Pothotuwa | 3250.00 |
| OP | | Mulatiyana Hills | 2400.00 |
| OPA | | Liyonta | 2350.00 |
| PEKOE | | Liyonta | 2650.00 |
| PEKOE1 | | Galatara | 2600.00 |

| PREMIUM | | | |
|------------|--|--------------|---------|
| FBOPFSP | | New Hopewell | 9100.00 |
| FBOPFEXSP | | Nilrich | 8350.00 |
| FBOPFEXSP1 | | Brombil | 9000.00 |

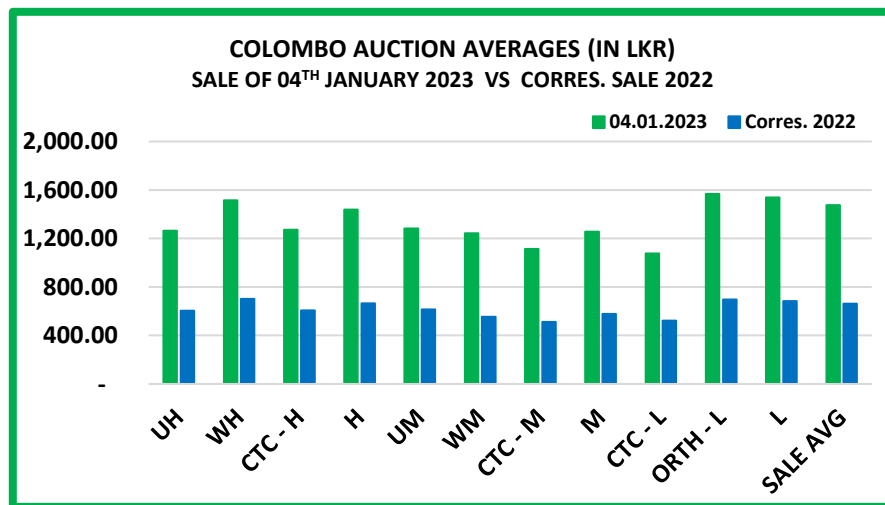
| DUST | | | |
|--------|---|-----------------------|----------------|
| DUST1 | * | Ceciliyan CTC | 1950.00 |
| P.DUST | * | Hingalgoda CTC | 1800.00 |
| | * | Ceciliyan CTC | 1800.00 |

| OFF GRADES | | | |
|------------|---|-----------------------|----------------|
| FNGS/FNGS1 | * | Kotiyagalla | 1600.00 |
| | | Adisham | 1600.00 |
| | | Holyrood | 1600.00 |
| PFNGS | * | Hingalgoda CTC | 1700.00 |
| BM | | Kurunduwatte | 1650.00 |
| BP | | Maratenne | 1480.00 |
| | | Hidellana | 1480.00 |
| BOP1A | | Chandrika Estate | 1900.00 |

**** MORE THAN ONE TOP PRICE OBTAINED**
*** TEAS SOLD BY JOHN KEELLS PLC**
+ ALL TIME RECORD PRICE
++ ALL TIME RECORD PRICE EQUALED



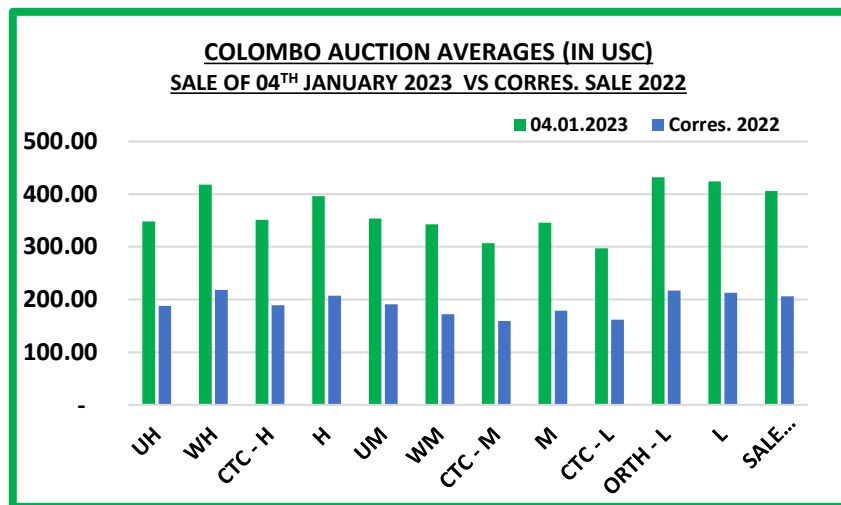
COLOMBO AUCTION AVERAGES



| | Sale of 20/12/2022 In LKR | Sale of 04/01/2023 In LKR | Corres. 2022 In LKR |
|--------------------------------|---------------------------------|---------------------------------|---------------------------|
| Uva High Grown | 1223.67 | 1262.99 | 604.63 |
| Western High Grown | 1485.90 | 1515.86 | 702.62 |
| CTC High Grown | 1205.80 | 1271.94 | 607.04 |
| Summary of High Grown | 1406.38 | 1438.04 | 665.64 |
| Uva Medium Grown | 1265.95 | 1282.67 | 614.76 |
| Western Medium Grown | 1219.87 | 1244.19 | 554.51 |
| CTC Medium Grown | 1076.74 | 1112.80 | 510.85 |
| Summary of Medium Grown | 1236.26 | 1256.26 | 576.58 |
| CTC Low Grown | 1079.92 | 1077.09 | 521.40 |
| Orthodox Low Grown | 1591.93 | 1568.48 | 697.48 |
| Summary of Low Grown | 1563.93 | 1538.61 | 684.49 |
| TOTAL SALE AVERAGE | 1478.47 | 1474.02 | 662.37 |



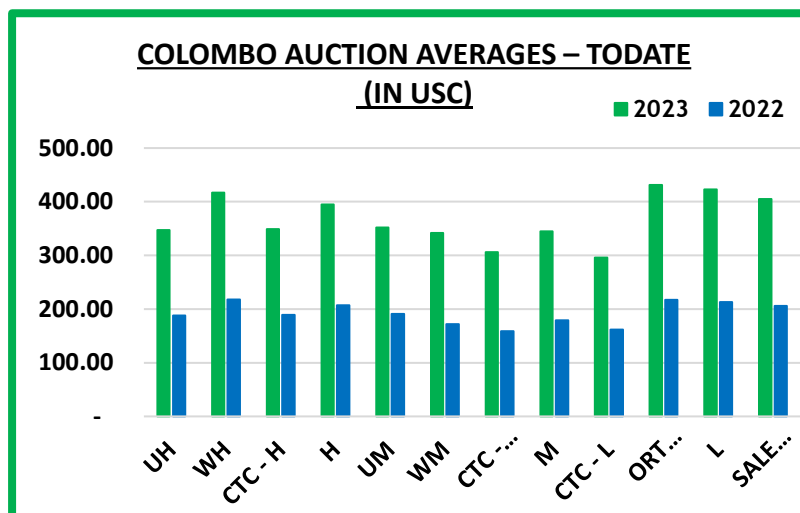
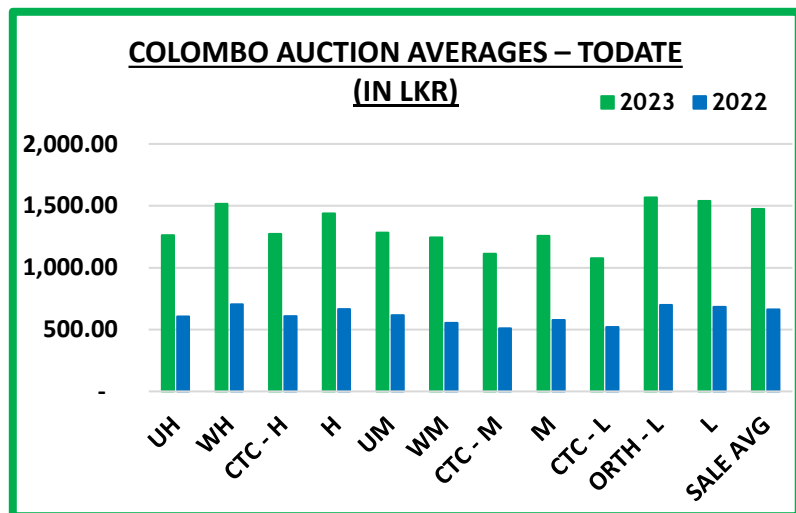
COLOMBO AUCTION AVERAGES



| | Sale of 20/12/2022 In USC | Sale of 04/01/2023 In USC | Corres. 2022 In USC |
|--------------------------------|---------------------------------|---------------------------------|---------------------------|
| Uva High Grown | 337 | 348 | 188 |
| Western High Grown | 409 | 418 | 218 |
| CTC High Grown | 332 | 351 | 189 |
| Summary of High Grown | 387 | 396 | 207 |
| Uva Medium Grown | 348 | 354 | 191 |
| Western Medium Grown | 336 | 343 | 172 |
| CTC Medium Grown | 296 | 307 | 159 |
| Summary of Medium Grown | 340 | 346 | 179 |
| CTC Low Grown | 297 | 297 | 162 |
| Orthodox Low Grown | 438 | 432 | 217 |
| Summary of Low Grown | 430 | 424 | 213 |
| TOTAL SALE AVERAGE | 407 | 406 | 206 |



COLOMBO AUCTION AVERAGES



| January to Date (Sale No.01) | 2023 LKR | 2022 LKR | 2023 USC | 2022 USC |
|--------------------------------|----------------|---------------|------------|------------|
| Uva High Grown | 1262.99 | 604.63 | 347 | 188 |
| Western High Grown | 1515.86 | 702.62 | 417 | 218 |
| CTC High Grown | 1271.94 | 607.04 | 349 | 189 |
| Summary of High Grown | 1438.04 | 665.64 | 395 | 207 |
| Uva Medium Grown | 1282.67 | 614.76 | 352 | 191 |
| Western Medium Grown | 1244.19 | 554.51 | 342 | 172 |
| CTC Medium Grown | 1112.80 | 510.85 | 306 | 159 |
| Summary of Medium Grown | 1256.26 | 576.58 | 345 | 179 |
| CTC Low Grown | 1077.09 | 521.40 | 296 | 162 |
| Orthodox Low Grown | 1568.48 | 697.48 | 431 | 217 |
| Summary of Low Grown | 1538.61 | 684.49 | 423 | 213 |
| TOTAL SALE AVERAGE | 1474.02 | 662.37 | 405 | 206 |



COLOMBO AUCTION AVERAGES

| FROM 04 TH JANUARY 2023 | LKR |
|------------------------------------|----------------|
| Uva High Grown | 1260.00 |
| Western High Grown | 1513.77 |
| Summary of High Grown | 1437.59 |
| Uva Medium Grown | 1226.83 |
| Western Medium Grown | 1247.36 |
| Summary of Medium Grown | 1240.58 |
| Summary of Low Grown | 1528.12 |
| TOTAL SALE AVERAGE | 1462.76 |



SUB DISTRICT AVERAGE PRICES DURING THE MONTH OF NOVEMBER 2022

| SUB DISTRICTS | MONTH | CUM. | SUB DISTRICTS | MONTH | CUM. |
|--|----------|----------|-----------------------------------|----------|----------|
| (A) NUWARA ELIYA | 1,424.14 | 1,086.30 | (D) UDA PUSSELLAWA | | |
| | | | (i) Uda Pussellawa / Halgranoya | 1,113.95 | 991.32 |
| (B) WESTERNS | | | (ii) Maturata | 1,147.69 | 1,016.41 |
| (i) Ramboda | 1,313.96 | 1,083.79 | | | |
| (ii) Pundaluoya | 1,287.41 | 1,020.74 | (E) UVAS | | |
| (iii) Agarapata | 1,436.39 | 1,049.93 | (i) Koslanda / Haldumulla | 1,574.78 | 1,353.30 |
| (iv) Nanuoya / Lindula / Talawakelle | 1,532.48 | 1,175.98 | (ii) Haputale | 1,363.24 | 1,144.59 |
| (v) Patana / Kotagala | 1,430.73 | 1,051.93 | (iii) Bandarawela / Poonagalla | 1,225.59 | 1,011.33 |
| (vi) Hatton / Dickoya | 1,318.48 | 1,008.31 | (iv) Malwatte / Welimada | 1,139.47 | 1,098.73 |
| (vii) Bogawantalawa | 1,457.26 | 1,090.44 | (v) Demodara / Haliella / Badulla | 1,242.55 | 1,186.83 |
| (viii) Upcot / Maskeliya | 1,550.31 | 1,098.79 | (vi) Ella / Namunukula | 1,047.84 | 869.70 |
| | | | (vii) Passara / Lunugalla | 1,240.34 | 1,097.03 |
| (C) MEDIUMS | | | (viii) Madulsima | 1,001.03 | 980.93 |
| (i) Watawala / Ginigathena / Norton Bridge | 997.14 | 841.28 | | | |
| (ii) Pussellawa / Hewaheta | 1,358.01 | 1,044.36 | (F) LOW GROWNS | | |
| (iii) Kotmale | 1,276.64 | 1,113.42 | (i) Deniyaya | 1,652.10 | 1,544.16 |
| (iv) Gampola / Nawalapitiya / Dolosbage | 1,158.59 | 1,014.10 | (ii) Galle | 1,522.07 | 1,411.98 |
| (v) Nilambe / Hantane / Galaha | 1,351.07 | 1,007.55 | (iii) Kalutara | 1,267.57 | 1,204.13 |
| (vi) Kadugannawa | 1,143.86 | 907.23 | (iv) Kegalle | 1,267.55 | 1,112.10 |
| (vii) Madulkelle / Knuckles / Rangala | 1,026.39 | 894.26 | (v) Kellani Valley | 1,471.11 | 1,341.83 |
| (viii) Hunnagiriya / Matale / Yakkessa | 965.57 | 898.34 | (vi) Kandy / Matale / Kurunegala | 1,084.94 | 834.64 |
| (ix) Balangoda / Rakwana | 1,268.29 | 1,129.53 | (vii) Matara | 1,642.43 | 1,539.17 |
| | | | (viii) Morawaka | 1,484.87 | 1,425.81 |
| | | | (ix) Ratnapura | 1,446.13 | 1,326.84 |
| | | | (x) Balangoda | 1,322.46 | 1,167.09 |

SOURCE : SRI LANKA TEA BOARD



SUB DISTRICT AVERAGE PRICES DURING THE MONTH OF DECEMBER 2022

| SUB DISTRICTS | MONTH | CUM. | SUB DISTRICTS | MONTH | CUM. |
|--|----------|----------|-----------------------------------|----------|----------|
| (A) NUWARA ELIYA | 1,349.55 | 1,100.64 | (D) UDA PUSSELLAWA | | |
| | | | (i) Uda Pussellawa / Halgranoya | 1,105.72 | 996.95 |
| (B) WESTERNS | | | (ii) Maturata | 1,059.15 | 1,019.05 |
| (i) Ramboda | 1,353.03 | 1,099.41 | | | |
| (ii) Pundaluoya | 1,235.90 | 1,033.98 | (E) UVAS | | |
| (iii) Agarapata | 1,413.33 | 1,069.36 | (i) Koslanda / Haldumulla | 1585.96 | 1,369.02 |
| (iv) Nanuoya / Lindula / Talawakelle | 1,540.12 | 1,194.32 | (ii) Haputale | 1,347.86 | 1,155.43 |
| (v) Patana / Kotagala | 1,420.61 | 1,074.05 | (iii) Bandarawela / Poonagalla | 1,190.62 | 1,022.66 |
| (vi) Hatton / Dickoya | 1,359.03 | 1,027.37 | (iv) Malwatte / Welimada | 1,219.71 | 1,104.11 |
| (vii) Bogawantalawa | 1,490.44 | 1,109.54 | (v) Demodara / Haliella / Badulla | 1,302.45 | 1,192.75 |
| (viii) Upcot / Maskeliya | 1,520.59 | 1,119.89 | (vi) Ella / Namunukula | 1,132.31 | 881.39 |
| | | | (vii) Passara / Lunugalla | 1,264.48 | 1,107.79 |
| (C) MEDIUMS | | | (viii) Madulsima | 1,031.91 | 983.33 |
| (i) Watawala / Ginigathena / Norton Bridge | 1,062.21 | 849.35 | | | |
| (ii) Pussellawa / Hewaheta | 1,436.45 | 1,066.64 | (F) LOW GROWNS | | |
| (iii) Kotmale | 1,410.25 | 1,120.14 | (i) Deniyaya | 1,740.28 | 1,555.85 |
| (iv) Gampola / Nawalapitiya / Dolosbage | 1,218.04 | 1,025.12 | (ii) Galle | 1,618.63 | 1,425.11 |
| (v) Nilambe / Hantane / Galaha | 1,366.01 | 1,022.45 | (iii) Kalutara | 1,371.24 | 1,214.96 |
| (vi) Kadugannawa | 1,141.39 | 921.60 | (iv) Kegalle | 1,366.84 | 1,126.61 |
| (vii) Madulkelle / Knuckles / Rangala | 1,135.62 | 903.83 | (v) Kellani Valley | 1,528.00 | 1,353.71 |
| (viii) Hunnasingiriya / Matale / Yakdessa | 975.86 | 903.06 | (vi) Kandy / Matale / Kurunegala | 1,140.31 | 845.19 |
| (ix) Balangoda / Rakwana | 1,301.32 | 1,139.05 | (vii) Matara | 1,736.77 | 1,551.22 |
| | | | (viii) Morawaka | 1,677.95 | 1,441.41 |
| | | | (ix) Ratnapura | 1,523.19 | 1,338.45 |
| | | | (x) Balangoda | 1,370.98 | 1,179.28 |

SOURCE : SRI LANKA TEA BOARD



ALL BROKERS PRIVATE SALE FIGURES (FOR THE PERIOD – 02ND TO 07TH JANUARY 2023)

| | WEEKLY | TODATE |
|------------------|-----------|-----------|
| High & Medium | 86,700.10 | 86,700.10 |
| Low | 11,890.00 | 11,890.00 |
| Green Tea | 22,921.00 | 22,921.00 |
| Organic Tea | 8,735.00 | 8,735.00 |
| BMF | 58,244.00 | 58,244.00 |
| Direct Sales | - | - |
| Forward Contract | 48,000.00 | 48,000.00 |





- **Crop and Weather**
- **Crop Figures**
- **Tea News**
- **Notice**
- **Holiday Notice**

CROP AND WEATHER - FOR THE PERIOD OF -02ND TO 08TH JANUARY 2023



Western

Bright mornings and dull evenings along with occasional showers were recorded throughout the week in Bogowantalawa, Agarapatana and Dickoya.



Nuwara Eliya

Bright mornings and evening showers with occasional misty conditions were reported in Nuwara Eliya and Kandapola districts.



Uva

Bright weather with windy conditions were reported throughout the week in Lunugala and Haputale whilst, bright weather with occasional showers were recorded in Badulla.



Low Grown

Bright weather conditions with occasional showers were experienced throughout the week in Rathnapura, Deniyaya and Galle districts.



Crop

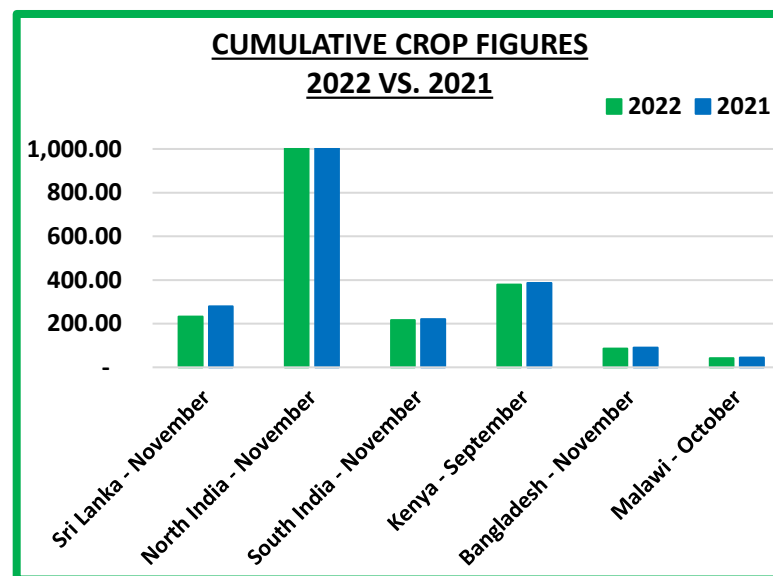
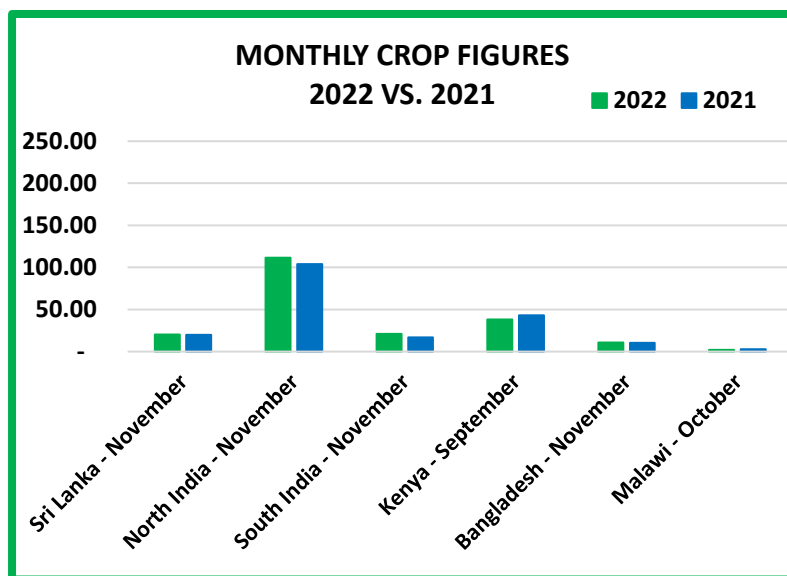
Crop intakes are moderate.



CROP FIGURES OF MAJOR PRODUCING & EXPORTING COUNTRIES

| Country | Month | 2022 | 2021 | Cumulative + Inc. / Dec. | Cumulative | 2022 | 2021 | Cumulative + Inc. / Dec. |
|-------------|-----------|-----------|--------|--------------------------|----------------|------------|---------|--------------------------|
| Sri Lanka | November | 20.24 | 20.06 | + 0.18 | Upto November | 231.86 | 278.96 | - 47.10 |
| North India | November | 111.60(E) | 104.10 | + 7.50 | Upto November | 1062.40(E) | 1057.10 | + 5.30 |
| South India | November | 21.20(E) | 16.70 | + 4.50 | Upto November | 215.60(E) | 220.00 | - 4.40 |
| Kenya | September | 38.19 | 43.18 | - 4.99 | Upto September | 378.30 | 385.63 | - 7.33 |
| Bangladesh | November | 10.84 | 10.24 | + 0.60 | Upto November | 86.05 | 89.57 | - 3.52 |
| Malawi | October | 2.11 | 2.93 | - 0.82 | Upto October | 41.44 | 45.39 | - 3.95 |

(E) - Estimated



TEA NEWS AROUND THE GLOBE

MOMBASA MARKET

SALE NO. 02 – SALE OF 09TH, 10TH & 11TH JANUARY 2023

There was fairly good demand but at irregular levels with prices following quality for the 216,461 packages (14,445,143.00 kilos) on offer; 25.68% remained unsold.

OFFERINGS

| | | |
|------------------|---|---|
| Leaf Grades | - | 120,680 packages (7,934,759.00 kilos) – 25.21% unsold |
| Dust Grades | - | 71,380 packages (5,289,465.00 kilos) – 31.61% unsold |
| Secondary Grades | - | 24,401 packages (1,220,919.00 kilos) – 10.66% unsold. |

MARKETS

Kazakhstan, other CIS states, Iran and Sudan lent more and strong support with **Egyptian Packers** and **Pakistan Packers** active but at lower levels. **Yemen, other Middle Eastern countries and UK** maintained enquiry while **Afghanistan** and **Russia** were active but selective. **Bazaar** reduced activity with **Local Packers** out bid. **Somalia** were active at the lower end of the market.

LEAF GRADES (M2)

BP1:

Best – Saw irregular activity but at mostly dearer levels by up to USC23 with a few teas easier by up to USC34.

Brighter – Were steady to USC29 dearer but select invoices suffered a price adjustment of up to USC74 below last levels.

Mediums – KTDA mediums were firm to USC36 above previous prices with plantation mediums appreciating by up to USC24.

Lower Mediums – Were irregular ranging between dearer by up to USC35 to USC20 below last rates.

Plainer – Varied between firm to USC19 dearer to easier by up to USC28.

PF1:

Best – Met reduced competition and shed up to USC26.

Brighter – Were firm to USC15 below previous rates.

Mediums – KTDA mediums were steady to USC10 easier while plantation mediums advanced by up to USC26 but some lines eased by up to USC8.

Lower Mediums – Ranged between steady to USC26 dearer to easier by up to USC21.

Plainer – Firm to USC11 dearer to up to USC28 below last rates.

DUST GRADES (M1)

Best – Met irregular interest and varied between firm to USC14 dearer for a few lines while most teas lost up to USC18.

Brighter – Were steady to USC14 below previous levels.

Mediums – KTDA mediums were steady to easier by up to USC5 while plantation mediums saw good competition at firm to dearer by up to USC15.

Lower Medium – Most teas advanced by up to USC38 but some lines shed up to USC12.

Plainer – Saw irregular interest at firm to USC11 dearer to easier by up to USC24.



TEA NEWS AROUND THE GLOBE



MOMBASA MARKET – Continued ;

DUST1:

Best – Lost up to USC11.

Brighter – Were firm to easier by up to USC7.

Mediums – KTDA mediums were steady to USC10 easier where sold while plantation mediums shed up to USC14.

Lower Medium – Were firm to irregularly easier by up to USC27.

Plainer – Ranged between steady to USC14 above last levels to easier by up to USC21.

SECONDARY GRADES (\$1)

In the Secondary Catalogues, **BPs** were easier with **PFs** barely steady. Clean well sorted coloury **Fannings** held value while **similar DUSTs** were discounted. **Other Fannings** were steady with **DUSTs** selling at about last rates. **BMFs** were well absorbed.

| QUOTATIONS | BROKENS | FANNINGS |
|----------------------|-----------|-----------|
| Best | 272 – 564 | 270 – 302 |
| Good | 266 – 296 | 270 – 285 |
| Good Medium | 255 – 302 | 265 – 279 |
| Medium (KTDA) | 250 – 290 | 244 – 266 |
| Medium (Plantations) | 177 – 282 | 180 – 250 |
| Lower Medium | 127 – 225 | 140 – 229 |
| Plainer | 108 – 140 | 104 – 174 |

| AUCTION | KENYA 2021 \$ | KENYA 2022 \$ | TOTAL 2021 \$ | TOTAL 2022 \$ |
|---------|------------------|------------------|------------------|------------------|
| 49 | 2.67 | 2.40 | 2.44 | 2.28 |
| 50 | 2.58 | 2.44 | 2.39 | 2.31 |
| 51 | 2.55 | 2.34 | 2.39 | 2.21 |

SOURCE : AFRICA TEA BROKERS LTD.



TEA NEWS AROUND THE GLOBE



CHITTAGONG MARKET

SALE NO.36 – 09TH JANUARY 2023

CTC LEAF: 52,848 packages of Current Season teas on offer met with a good demand.

BROKENs: A few good Broken's catalogued met with quite a strong demand and were generally firm. Mediums met with some demand but prices eased with fair withdrawals. Plain teas were less in demand and there was a decline in price with heavier withdrawals. BLF teas met with a little demand and prices declined further and consequently there were more withdrawals.

FANNINGS: A few lines of bright Fannings on offer met with quite a strong demand and were mostly dearer. Other varieties met with a fairly good interest with prices following quality. However, plain varieties were not much in demand and there were several withdrawals with a decline in price. BLF teas met with a little demand and prices declined further and consequently there were more withdrawals.

CTC DUST: 12,026 packages of Current Season teas on offer met with good demand. Select few lines of bright liquoring Dusts were well competed for and advanced by Tk.5/- to Tk.7/-. Other good liquoring Dusts were firm on last. Mediums also met with fairly good demand and sold at around last levels. Plain and BLF Dusts saw only some demand with fair withdrawals. Blenders were fairly active with some interest from the Loose tea buyers.

COMMENTS: Blenders operated strongly for bright liquoring teas which sold well in line with quality. Loose teas buyers lent only some support. Plain teas, mostly reprints suffered very heavy withdrawals owing to lack of interest for these teas on offer. Dusts sold well.

Our catalogue: (Sale 36) Avg: Tk 220.51, Sold 75.0 % & (Sale 35) Avg: Tk 221.28, sold 67.5 %.

Quotations – This Week – (In Taka)

| Broken's | This Week | Last Week | Fannings | This week | Last Week | Dust | This week | Last Week |
|----------|-------------|-----------|----------|-----------|-----------|------|-----------|-----------|
| Large | 215-230 nom | 215-225 | Best | 225-245 | 225-245 | PD | 196-199 | 195-277 |
| Medium | 210-225 | 210-220 | Good | 215-225 | 215-220 | RD | 103-318 | 107-279 |
| Small | 210-225 | 212-225 | Medium | 200-210 | 200-210 | D | 141-287 | 130-293 |
| Plain | 160-180 | 170-185 | Plain | 160-180 | 175-185 | CD | 163-348 | 162-301 |
| BLF | 125-140 | 130-150 | BLF | 125-140 | 130-150 | BLF | 135-205 | 145-205 |

Exchange Rates 09th January 2023 Sterling Pound: Tk. 123.8637, dollar: Tk. 102.0000

SOURCE : NATIONAL BROKERS LTD



TEA NEWS AROUND THE GLOBE



SILIGURI MARKET

SALE NO. 01 – SALE OF 07TH JANUARY 2023

1. MARKET DESCRIPTION :

- Demand : leaf –good for liquoring varieties and improved compared to last two weeks for remainder. Dust – strong.
- Levels were irregular and eased.
- All sections operated.
- Percentage of teas selling below rs.110 increased.

2. TOTAL AUCTION WEIGHTED AVERAGE (₹)

| | 2022-23 | | | 2021-22 | | | UPTO SALE - 1 | | |
|-------|----------|-----------|-------|----------|-----------|--------|---------------|---------|---------|
| | SALE - 1 | SALE - 52 | +/- | SALE - 1 | SALE - 52 | +/- | 2022-23 | 2021-22 | 2020-21 |
| CTC | 150.37 | 154.64 | -4.27 | 155.91 | 165.42 | -9.50 | 181.20 | 181.70 | 208.59 |
| DUST | 153.54 | 156.07 | -2.53 | 151.15 | 163.46 | -12.30 | 178.46 | 169.83 | 202.56 |
| TOTAL | 150.69 | 154.78 | -4.09 | 155.38 | 165.22 | -9.84 | 180.90 | 180.35 | 207.86 |

GUWAHATI MARKET

SALE NO. 01 – SALE OF 06TH JANUARY 2023

1. Market description :

- Fair demand which was hesitant in the beginning. All sorts sold at irregularly easier levels. Browner/fibrous & end of season quality was further discounted.
- Selected premium dust witnessed good competition.
- Major blenders operated at reduced averages.
- Selected enquiry from western India buyers.
- Internal buyers lent fair support at lower levels.
- Some export enquiry seen on bolder broken & liquoring Fannings.

2. TOTAL AUCTION WEIGHTED AVERAGE (₹)

| | 2022-23 | | | 2021-22 | | | UPTO SALE - 1 | | |
|-------|----------|-----------|-------|----------|-----------|-------|---------------|---------|---------|
| | SALE - 1 | SALE - 52 | +/- | SALE - 1 | SALE - 52 | +/- | 2022-23 | 2021-22 | 2020-21 |
| CTC | 146.40 | 153.87 | -7.48 | 154.29 | 162.28 | -7.99 | 194.15 | 186.10 | 225.18 |
| DUST | 152.51 | 162.21 | -9.70 | 152.78 | 162.20 | -9.42 | 197.11 | 181.91 | 235.69 |
| TOTAL | 148.01 | 155.97 | -7.96 | 153.82 | 162.26 | -8.44 | 194.97 | 184.87 | 228.58 |

SOURCE: PARCON INDIA PVT LTD





TEA NEWS AROUND THE GLOBE

KOLKATA ORTHODOX / CTC MARKET

SALE NO. 01 – SALE OF 06TH JANUARY 2023

1. Market Description :

- Fair demand.
- Levels were irregularly lower following quality.
- The stalkier, browner sorts were discounted and often neglected, particularly the brokens.
- Percentage of teas selling below rs.100/- saw an increase of 7%, compared to the previous week.
- Exporters to the Middle East & CIS operated. There was some support from the internal section.

| | WHOLE LEAF | | BROKENS | | FANNINGS |
|--------|------------|----------|----------|----------|----------|
| | 1ST LINE | 2ND LINE | LARGER | SMALLER | LEAFY |
| BEST | 300+ | 270-300+ | 260-300+ | 250-300+ | NQ |
| GOOD | 240-280 | 230-260 | 210-250 | 200-240 | 140-170+ |
| MEDIUM | 200-230 | 170-210 | 160-200 | 160-190 | 100-130 |

1. Market description :

- Demand – fair.
- All Assams/Cachars eased in line with quality and also witnessed noticeable withdrawals.
- Bolder brokens elicited slightly better enquiry.
- Good Dooars were well competed for, while the remainder tended lower.
- Reduced offtake seen from major blenders. WI, exporters & internal trade operated.

2. TOTAL AUCTION WEIGHTED AVERAGE (₹)

| | 2022-23 | | | 2021-22 | | | UPTO SALE - 1 | | |
|-------|----------|-----------|--------|----------|-----------|--------|---------------|---------|---------|
| | SALE - 1 | SALE - 52 | +/- | SALE - 1 | SALE - 52 | +/- | 2022-23 | 2021-22 | 2020-21 |
| CTC | 168.63 | 180.26 | -11.64 | 181.02 | 190.72 | -9.70 | 215.63 | 208.72 | 234.43 |
| DUST | 174.62 | 190.20 | -15.58 | 179.14 | 193.68 | -14.54 | 235.90 | 214.08 | 247.37 |
| TOTAL | 170.58 | 183.25 | 12.67 | 180.46 | 191.55 | -11.08 | 221.37 | 210.23 | 238.27 |

SOURCE: PARCON INDIA PVT LTD



UPCOMING AUCTION DETAILS

| Auction No. | 04 | | 03 | |
|-------------------------------------|--|-----------|--|-----------|
| Dates | 24 th / 25 th January 2023 | | 17 th / 18 th January 2023 | |
| | No. of Lots | Qty – kg | No. of Lots | Qty – kg |
| Ex-Estate | 822 | 942,777 | 713 | 796,994 |
| Main Sale Total | 11,549 | 5,817,207 | 9,279 | 4,365,292 |
| High & Medium | 1,573 | 712,893 | 1,308 | 574,981 |
| Low Grown – Leafy | 2,093 | 867,881 | 1,719 | 642,856 |
| Low Grown – Semi Leafy | 1,641 | 762,303 | 1,360 | 579,044 |
| Low Grown Tippy | 2,508 | 1,369,959 | 1,972 | 989,611 |
| Premium / Flowery | 499 | 86,667 | 353 | 56,012 |
| Off Grades | 2,624 | 1,407,084 | 2,075 | 1,041,150 |
| Dust | 611 | 610,420 | 492 | 481,638 |
| Grand Total | 12,371 | 6,759,984 | 9,992 | 5,162,286 |
| Reprints | 424 | 216,298 | 583 | 288,416 |
| | | | | |
| Total No. of Lots on Offer | 12,371 | | 9,992 | |
| Total Quantity on Offer (kg) | 6,759,984 | | 5,162,286 | |



SCHEDULED CLOSING DATES

| Auction No. | Date of Sale | Ex-Estate | Main Sale |
|-------------|---|------------|------------|
| 05 | 30 th / 31 st January 2023 | 12/01/2023 | 12/01/2023 |
| 06 | 07 th / 08 th February 2023 | 19/01/2023 | 19/01/2023 |
| 07 | 14 th / 15 th February 2023 | 26/01/2023 | 26/01/2023 |

PROMPT DATES

| Auction No. | Buyers | Sellers |
|-------------|------------|------------|
| 03 | 24/01/2023 | 25/01/2023 |
| 04 | 31/01/2023 | 01/02/2023 |
| 05 | 06/02/2023 | 07/02/2023 |



ORDER OF SALE (SALE NO. 03 – 17TH / 18TH JANUARY 2023)

| Main Sale Order – 1 (Leafy / Semi Leafy / Tippy / Premium / 1A) | Main Sale Order – 2 (H & M / Off Grade / Dust) | Ex-Estate |
|--|---|---------------------------------------|
| ASIA SIYAKA COMMODITIES PLC. | FORBES & WALKER TEA BROKERS (PVT) LTD | EASTERN BROKERS. LTD. |
| CEYLON TEA BROKERS PLC | MERCANTILE PRODUCE BROKERS (PVT) LTD | MERCANTILE PRODUCE BROKERS (PVT) LTD |
| FORBES & WALKER TEA BROKERS (PVT) LTD | LANKA COMMODITY BROKERS LTD | LANKA COMMODITY BROKERS LTD |
| BARTLEET PRODUCE MARKETING (PVT) LTD | ASIA SIYAKA COMMODITIES PLC. | JOHN KEELLS PLC |
| MERCANTILE PRODUCE BROKERS (PVT) LTD | BARTLEET PRODUCE MARKETING (PVT) LTD | ASIA SIYAKA COMMODITIES PLC. |
| EASTERN BROKERS. LTD. | CEYLON TEA BROKERS PLC | BARTLEET PRODUCE MARKETING (PVT) LTD |
| LANKA COMMODITY BROKERS LTD | JOHN KEELLS PLC | FORBES & WALKER TEA BROKERS (PVT) LTD |
| JOHN KEELLS PLC | EASTERN BROKERS. LTD. | CEYLON TEA BROKERS PLC |

[DB : HR / SG]



COLOMBO TEA TRADERS' ASSOCIATION

THE OFFICE OF THE CTTA, No. 50, NAVAM MAWATHA, COLOMBO 02.

Telephone: 011 5588848, 5588849; E-mail ; hemaratne@ctta.lk / nisansala@ctta.lk

CIRCULAR NO.01 OF 2023

JANUARY 05, 2023

CATALOGUING RULES AND MINIMUM AND MAXIMUM PACKING DENSITIES

At the Committee Meeting held this afternoon, the following decisions were made on Cataloguing Rules and Minimum and Maximum Packing Densities.

Cataloguing Rules

Considering the low crops, with effect from the catalogues due to close on 12th of January 2023 (Sale No 5 – 30th/31st January 2023), the Cataloguing Rules have been changed as follows;

Main Sale Teas

A factory will be permitted to catalogue a maximum of 3 lots of any grade, in any combination of 10/15 bags or 20 bags or 30 bags.

Ex-Estate Sale

Factories selling in the Ex-Estate catalogue shall be permitted to offer a combination of 6 lots comprising of a maximum of 3x10 bags and 3x20 bags or 6x20 bags. This would be applicable for all grades.

CTC Teas

All CTC factories are permitted to catalogue a combination of 12 lots comprising of 3x10 bags and the remainder in 20 bag breaks of BP1 and PF1 grades in the Ex-Estate catalogue.

In addition, it should be noted that unlimited 40 bags lines are permitted to be catalogued in both Ex-Estate and Main Sale catalogues.



CIRCULAR – Continued;



Please note that the rules are applied to the MF/BF/RT numbers and not on selling marks, per factory per sale.

This rule will be applicable up to and including Sale No 13 of 28th/29th March 2023, for which catalogues close on 9th of March 2023.

Grades Nomenclature with Corresponding Minimum and Maximum Packing Densities

We refer to the Circular No 48 of 2020 dated 9th October 2020 under the above caption.

It has been decided to amend the Circular where the minimum packing densities identified per grade has been removed until further notice.

OFFICE OF THE CTTA
THE COLOMBO TEA TRADERS' ASSOCIATION



HOLIDAY NOTICE



We wish to inform all our valued Clients that our Head Office, Sample Room and Stores will be closed for business on the following day.

| | | |
|--------------------------------|---------------|--|
| 16TH January | Monday | Additional holiday in lieu of Tamil Thai Pongal Day falling on Sunday |
|--------------------------------|---------------|--|





“

It is the mark of an educated mind to be able to
entertain a thought without accepting it.

— *Aristotle*

”