



TEA MARKET REPORT

JOHN KEELLS PLC

SALE NO. 02 – 11TH / 12TH JANUARY 2021

ORDER OF SALE (SALE NO. 02 – 11TH / 12TH JANUARY 2021)

Main Sale Order – 1 (Leafy / Semi Leafy / Tippy / Premium / 1A)	Main Sale Order – 2 (H & M / Off Grade / Dust)	Ex-Estate
JOHN KEELLS PLC	Eastern Brokers. Ltd.	Lanka Commodity Brokers Ltd
Asia Siyaka Commodities Pvt. Ltd	F & W Tea Brokers (Pvt) Ltd	Bartleet Produce Marketing (Pvt) Ltd
Ceylon Tea Brokers Plc	Mercantile Produce Brokers (Pvt) Ltd	Eastern Brokers. Ltd.
F & W Tea Brokers (Pvt) Ltd	Lanka Commodity Brokers Ltd	F & W Tea Brokers (Pvt) Ltd
Eastern Brokers. Ltd.	Asia Siyaka Commodities Pvt. Ltd	Asia Siyaka Commodities Pvt. Ltd
Bartleet Produce Marketing (Pvt) Ltd	Bartleet Produce Marketing (Pvt) Ltd	JOHN KEELLS PLC
Mercantile Produce Brokers (Pvt) Ltd	Ceylon Tea Brokers Plc	Mercantile Produce Brokers (Pvt) Ltd
Lanka Commodity Brokers Ltd	JOHN KEELLS PLC	Ceylon Tea Brokers Plc



AUCTION DETAILS

Auction No.	02	
Dates	11 th / 12 th January 2021	
	No. of Lots	Qty – kg
Ex Estate	876	981,607
Main Sale Total	10,874	5,751,806
High & Medium	1,673	852,476
Low Grown - Leafy	2,343	1,072,706
Low Grown - Semi Leafy	1,797	944,662
Low Grown Tippy	2,005	1,102,562
Premium / Flowery	390	73,185
Off Grades	2,049	1,064,627
Dust	617	641,588
Grand Total	11,750	6,733,413
Reprints	591	289,054
Total No. of Lots Offered	11,750	
Total Quantity Offered (kg)	6,733,413	

PROMPT DATES

Auction No.	Buyers	Sellers
02	18/01/2021	19/01/2021



COMMENTS



Today's 1.0Mkgs of Ex Estates teas on offer met with fair demand. Select best Western High Grown BOPs were tending irregular, the below best and plainer varieties were firm to a little easier at times. Select best Western High Grown BOPFs were irregularly lower, the below best and plainer varieties were firm to a little easier. Nuwara Eliya BOPs were easier, BOPFs declined and mostly remained unsold. Udapussellawa BOPs were firm, BOPFs were firm to a little dearer at times following quality. Uva BOPs were easier, BOPFs too declined from last week's levels. Low Grown CTC BP1s were easier, High and Medium types were irregularly lower. Low Grown PF1s were firm, however the below best types declined, High and Medium PF1s too were irregularly lower.

The 3.1 Mkg of Low Grown teas which were on offer met with fair demand. Select best and best OP1s were irregularly lower to last. BOP1s were firm. Select best and best were lower, secondaries appreciated. Select best and best OPAs were lower to last, secondaries met with good demand. Well-made Bold Pekoes were irregularly lower. Pekoe1s were firm. In the Small leaf segment, select best BOP.SP / BOPF.SP and BOPFs were lower to last. BOPs were firm. Select best and best FBOP were firm with fair demand. Select best FBOPF1s appreciated few rupees, others were firm. FBOPF varieties were firm. Well-made Premium Flowery teas were firm, others met with irregular demand.

Turkey, Iran, Russia and the C.I.S. countries lent fair support. Libya and Iraq were active.





MARKET DESCRIPTION

Western Teas

A few select best BOPs appreciated by Rs.20/- to Rs.40/- and more at times, however the balance met with irregular demand, below best types barely maintained, whilst the plainer types were firm. A few select best BOPFs appreciated by Rs.30/- to Rs.50/-, however the balance met with irregular demand, below best types met with irregular demand, whilst the plainer types maintained last levels. Medium BOPs were firm and at times Rs.10/- to Rs.20/- dearer for the better types, BOPFs maintained.

Nuwara Eliya Teas

BOPs and BOPFs declined on last levels.

Uva Teas

Uva BOPs met with irregular demand, BOPFs too met with similar demand. Udupussellawa BOP/ BOPFs were mostly firm.

CTC Teas

Low Grown BP1s declined by Rs.10/- to Rs.20/-, better PF1s maintained, whilst the balance met with irregular demand. Medium BP1s and PF1s shed Rs.20/- to Rs.30/-. High Grown BP1s met with irregular demand, better PF1s shed Rs.20/- to Rs.30/-, balance met with irregular demand.

QUOTATIONS

	BOP – RS.	BOPF – RS.
Good Westerns	720 – 840	690 – 760
Average Westerns	630 – 710	620 – 680
Plainer Westerns	570 – 620	440 – 610
Western Mediums	570 – 780	510 – 650
Uva Teas	570 – 640	500 – 690
Nuwara Eliya Teas	550 – 820	550 – 690
Uda Pussellawa Teas	510 – 610	520 – 650
CTC (BP1 and PF1)	400 – 650	340 – 850





MARKET DESCRIPTION

Low Grown

OP1 market for the better twisted wiry invoices declined with lower demand to last, bolder types were firm, secondaries along with the poor stalky invoices were firm to dearer by Rs.20/- to Rs.30/- and more at times. Well-made OP / OPAs declined by Rs.10/- to Rs.20/-, secondaries however improved from last levels. Well-made BOP1s were firm, others tended marginally lower. Shotty Pekoes were firm, bold Pekoes were firm to marginally easier on few occasions. Well-made Pekoe1s maintained a firm market, reducers were lower to last.

Select best BOPs were firm to easier by Rs.5/- to Rs.10/-, best and below best types were firm, secondary types were dearer by Rs.5/- to Rs.10/-. Select best BOP.SP / BOPF.SP were firm, best and below best types too were firm, poorer sorts were dearer by Rs.5/- to Rs.10/-. BOPFs followed a similar trend. Select best FBOPF1s were dearer by a few rupees, best and below best types were firm with good demand, secondaries were dearer by Rs.5/- to Rs.10/-. Select best well-made FBOPs were firm, best types were firm to dearer by a few rupees, below best and secondary types were firm. Select best FBOPF types were firm, best and below best types were lower to last. Select best Premium Flowery teas met with good demand, others were irregularly lower to last.

Off Grades

Select best and best Fgs1s were firm, below best and poorer types showed a similar trend. All types of BMs were dearer by Rs.10/- to Rs.20/-. All BPs were firm on last levels. Select best and best BOP1As were dearer, below best and poorer sorts were firm to dearer.

Dust

Select best Dust1s declined by Rs.20/- to Rs.30/-, best and below best varieties declined by Rs.15/- to Rs.20/-, poorer sorts held firm. Clean secondaries were firm to easier by Rs.10/- to Rs.15/-, others declined by Rs.15/- to Rs.20/-. Best High and Medium CTCs declined by Rs.15/- to Rs.20/-, others declined by Rs.10/- to Rs.15/-. Best Low Grown CTCs declined by Rs.30/- to Rs.40/-, others held firm. Best Low Grown Dust / Dust1s declined by Rs.20/- to Rs.30/-, others held firm.



QUOTATIONS

	Select Best	Best	Below Best	Others
LIQUORING				
DUST-1	660.00 - 800.00	620.00 - 650.00	560.00 - 600.00	440.00 - 540.00
OFF GRADES				
FGS1	600.00 - 650.00	550.00 - 590.00	450.00 - 540.00	350.00 - 440.00
FGS	500.00 - 520.00	440.00 - 490.00	380.00 - 430.00	320.00 - 370.00
LOW GROWNS				
FBOPF / FFSP / FFEXSP	2000.00 - 2350.00	1200.00 - 1800.00	800.00 - 1100.00	600.00 - 750.00
BOP	820.00 - 940.00	700.00 - 780.00	560.00 - 680.00	450.00 - 540.00
BOPSP	720.00 - 860.00	640.00 - 700.00	560.00 - 600.00	430.00 - 520.00
BOPF	650.00 - 790.00	520.00 - 600.00	420.00 - 500.00	280.00 - 370.00
FBOPF1	740.00 - 980.00	660.00 - 720.00	600.00 - 640.00	450.00 - 580.00
FBOP	820.00 - 1040.00	700.00 - 780.00	600.00 - 680.00	440.00 - 580.00
BOP1	880.00 - 1300.00	840.00 - 870.00	720.00 - 840.00	630.00 - 680.00
OP1	1450.00 - 2350.00	1400.00 - 1430.00	1080.00 - 1400.00	500.00 - 700.00
OP	750.00 - 810.00	720.00 - 750.00	680.00 - 720.00	540.00 - 580.00
OPA	680.00 - 890.00	630.00 - 660.00	500.00 - 550.00	400.00 - 470.00
PEKOE	800.00 - 1100.00	680.00 - 750.00	580.00 - 620.00	470.00 - 500.00
PEKOE1	820.00 - 1040.00	740.00 - 780.00	610.00 - 640.00	450.00 - 510.00
DUST / DUST1	530.00 - 580.00	430.00 - 480.00	370.00 - 420.00	330.00 - 360.00



- **Top Prices**
- **Colombo Auction Averages**
- **All Brokers Private Sale Figures**



TOP PRICES (SALE NO. 02 – 11TH / 12TH JANUARY 2021)

WESTERN HIGH			
BOP		Somerset	840.00
BOPSP		Somerset	760.00
BOPF/BOPFSP	*	Mattakelle	760.00
	*	Wattegodde	760.00
		Bearwell	760.00
FBOP/FBOP1		Queensberry	770.00
FBOPF/FBOPF1		Inverness	870.00
BOP1	*	Inverness	800.00
OP/OPA	*	Inverness	650.00
		Glenloch	650.00
OP1		Inverness	770.00
PEKOE/PEKOE1		Weddemulla	900.00

UVA HIGH			
BOP	*	Glenanore	710.00
BOPSP		Craig	690.00
BOPF/BOPFSP	*	Mahadowa	660.00
		Bandaraeliya	660.00
FBOP/FBOP1	*	Glenanore	770.00
		Uva Highlands	770.00
FBOPF/FBOPF1		Oodoowerre	740.00
BOP1	*	Uva Highlands	830.00
OP/OPA		Glenanore	700.00
OP1		Glenanore	740.00
PEKOE/PEKOE1	*	Uva Highlands	870.00

NUWARA ELIYA			
BOP	*	Lovers Leap	820.00
BOPF/BOPFSP	*	Lovers Leap	690.00
		Court Lodge	690.00
FBOP/FBOP1	*	Kenmare	770.00
OP/OPA		Kenmare	690.00
PEKOE/PEKOE1		Court Lodge	760.00

WESTERN MEDIUM			
BOP		Harangalla	820.00
BOPSP		Hatale	710.00
BOPF/BOPFSP		Vellai Oya	650.00
FBOP/FBOP1		Craighead	1040.00
FBOPF/FBOPF1		Doombagastalawa	850.00
BOP1		Doombagastalawa	1350.00
OP/OPA		Dartry Valley	810.00
OP1	*	Kenilworth	760.00
		Harangalla	760.00
PEKOE/PEKOE1		Dartry Valley	920.00
		Uplands	920.00

UVA MEDIUM			
BOP		Meddakande	710.00
BOPSP		Halpewatte Uva	710.00
		Sarnia Plaiderie	710.00
BOPF/BOPFSP		Aruna Passara	740.00
FBOP/FBOP1	*	Halpewatte Uva	850.00
FBOPF/FBOPF1		Demodera "S"	770.00
BOP1		Telbedde	870.00
OP/OPA	*	Adawatte	730.00
OP1	*	Telbedde	960.00
PEKOE/PEKOE1		Aruna Passara	890.00

CTC LOW			
PF1	*	Hingalgoda CTC	850.00
BP1	*	Ceciliyan CTC	650.00
BPS	*	Ceciliyan CTC	640.00
OF		Peakwatta CTC	380.00

UDA PUSSELLAWA			
BOP		Luckyland	610.00
BOPSP		Kirklees	610.00
BOPF/BOPFSP		Liddesdale	650.00
FBOP/FBOP1		Gordon	730.00
FBOPF/FBOPF1		Gonapitiya	710.00
BOP1		-	
OP/OPA		Delmar	620.00
OP1		Gordon	690.00
PEKOE/PEKOE1		Gordon	810.00

CTC HIGH			
PF1	**	Dunsinane CTC	620.00
BP1	*	Dunsinane CTC	610.00
BPS		Dunsinane CTC	590.00
OF		Mount Vernon CTC	550.00

CTC MEDIUM			
PF1		Rothschild CTC	650.00
BP1	*	Carolina CTC	600.00
BPS	*	Carolina CTC	560.00
OF		-	



TOP PRICES (SALE NO. 02 – 11TH / 12TH JANUARY 2021)

LOW			
BOP		Brombil	940.00
		Karagoda	940.00
BOPSP		Ihalapanapitiya	860.00
		Andaradeniya Super	860.00
	*	Berubeula	830.00
BOPF		Hidellana	790.00
BOPFSP	*	Berubeula	750.00
	*	Hiniduma S. H.	720.00
FBOP		Aruna	1040.00
FBOP1		Aruna	1000.00
FBOPF		Andaradeniya	1000.00
FBOPF1		Sirimewana	980.00
BOP1		Pothotuwa	1300.00
OP1		Pothotuwa	2350.00
OP		Lions	810.00
OPA		Karagoda	890.00
PEKOE		Liyonta	1100.00
PEKOE1		Karagoda	1040.00

PREMIUM			
FBOPFSP		Sunrise	2150.00
	*	Berubeula	2000.00
FBOPFEXSP		Nilrich	2200.00
		Brombil	2200.00
FBOPFEXSP1		Wathurawila	2350.00

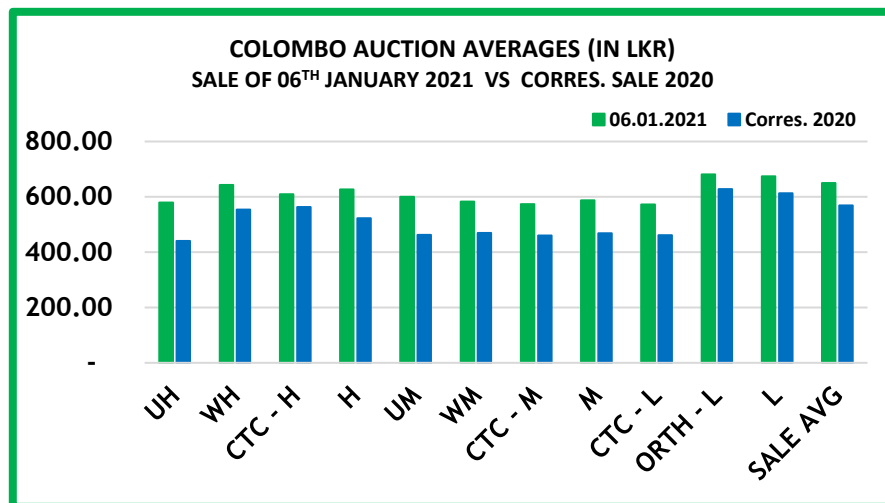
DUST			
DUST1	*	Mattakelle	800.00
P.DUST		Ceciliyan CTC	730.00

OFF GRADES			
FNGS/FNGS1	*	El Teb	650.00
	*	Wanarajah	640.00
PFNGS	*	Hingalgoda CTC	740.00
BM		Athunkrale Group	740.00
		Ihalapanapitiya	740.00
BP		Ceciliyan	700.00
BOP1A	*	Ceciliyan	740.00

**** MORE THAN ONE TOP PRICE OBTAINED**
*** TEAS SOLD BY JOHN KEELLS PLC**
+ ALL TIME RECORD PRICE
++ ALL TIME RECORD PRICE EQUALED

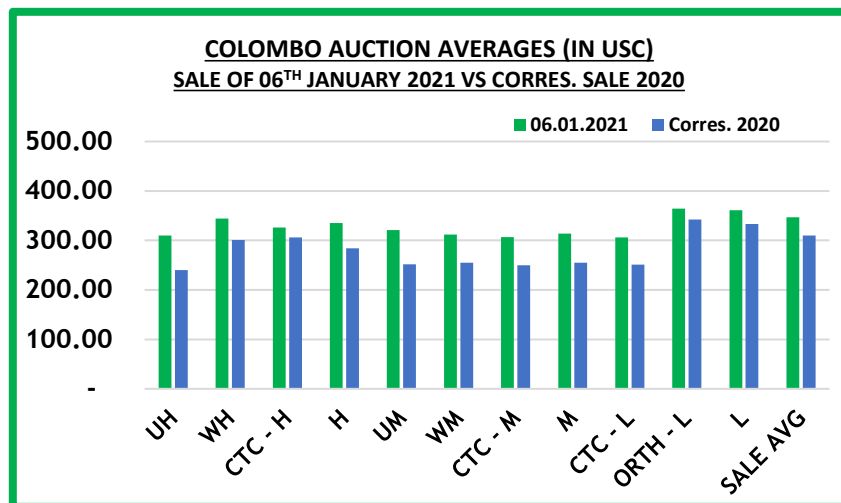


COLOMBO AUCTION AVERAGES



	Sale of 22/12/2020 In LKR	Sale of 06/01/2021 In LKR	Corres. 2020 In LKR
Uva High Grown	575.99	579.61	440.86
Western High Grown	644.42	642.91	554.15
CTC High Grown	602.54	609.31	563.13
Summary of High Grown	627.72	627.03	522.64
Uva Medium Grown	590.04	600.14	462.93
Western Medium Grown	590.60	582.63	469.50
CTC Medium Grown	585.12	573.67	459.82
Summary of Medium Grown	590.45	587.63	467.83
CTC Low Grown	539.06	572.33	461.76
Orthodox Low Grown	682.75	681.49	627.70
Summary of Low Grown	670.87	674.03	612.71
TOTAL SALE AVERAGE	647.49	649.49	569.00

COLOMBO AUCTION AVERAGES



	Sale of 22/12/2020 In USC	Sale of 06/01/2021 In USC	Corres. 2020 In USC
Uva High Grown	309	310	240
Western High Grown	345	344	301
CTC High Grown	323	326	306
Summary of High Grown	336	335	284
Uva Medium Grown	316	321	252
Western Medium Grown	316	312	255
CTC Medium Grown	314	307	250
Summary of Medium Grown	316	314	255
CTC Low Grown	289	306	251
Orthodox Low Grown	366	364	342
Summary of Low Grown	359	361	333
TOTAL SALE AVERAGE	347	347	310

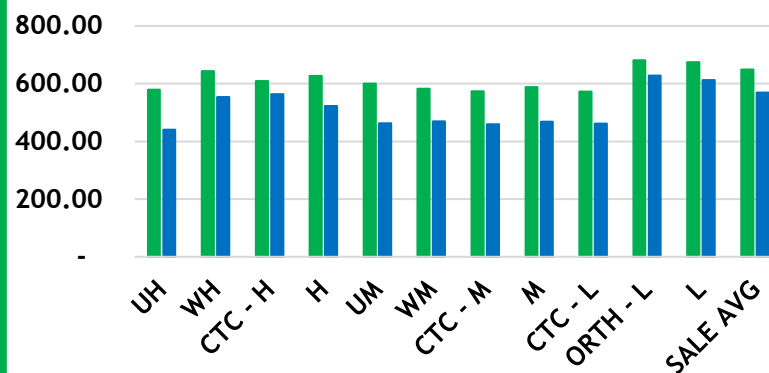


COLOMBO AUCTION AVERAGES

COLOMBO AUCTION AVERAGES – TODATE

(IN LKR)

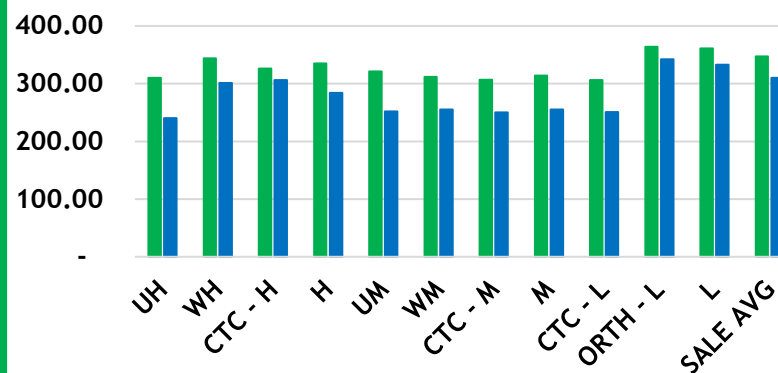
■ 2021 ■ 2020



COLOMBO AUCTION AVERAGES – TODATE

(IN USC)

■ 2021 ■ 2020



January to Date (Sale No. 01)	2021 LKR	2020 LKR	2021 USC	2020 USC
Uva High Grown	579.61	440.86	310	240
Western High Grown	642.91	554.15	344	301
CTC High Grown	609.31	563.13	326	306
Summary of High Grown	627.03	522.64	335	284
Uva Medium Grown	600.14	462.93	321	252
Western Medium Grown	582.63	469.50	312	255
CTC Medium Grown	573.67	459.82	307	250
Summary of Medium Grown	587.63	467.83	314	255
CTC Low Grown	572.33	461.76	306	251
Orthodox Low Grown	681.49	627.70	364	342
Summary of Low Grown	674.03	612.71	361	333
TOTAL SALE AVERAGE	649.49	569.00	347	310



COLOMBO AUCTION AVERAGES

FROM 01 ST TO 22 ND DECEMBER 2020	LKR
Uva High Grown	584.38
Western High Grown	645.84
Summary of High Grown	629.93
Uva Medium Grown	592.29
Western Medium Grown	583.37
Summary of Medium Grown	585.96
Summary of Low Grown	674.49
TOTAL SALE AVERAGE	649.63



ALL BROKERS PRIVATE SALE FIGURES (FOR THE PERIOD – 01ST TO 09TH JANUARY 2021)

	WEEKLY	TODATE
High, Medium & Low	47,906.00	47,906.00
Green Tea	38,124.00	38,124.00
Organic Tea	18,193.00	18,193.00
BMF	189,325.00	189,325.00
Direct Sales	-	-
Forward Contract	23,040.00	23,040.00





- **Crop and Weather**
- **Crop Figures**
- **Tea News**
- **Holiday Notice**

CROP AND WEATHER - FOR THE PERIOD OF 04TH TO 10TH JANUARY 2021



Western

Dull mornings and occasional afternoon showers were recorded in Bogawantalawa, Agradatana and Talawakelle districts.



Nuwara Eliya

Dull and gloomy weather conditions with occasional showers were reported in Nuwara Eliya and Kandapola.



Uva

Gloomy weather conditions and heavy rainfall was experienced in Haputale, Badulla and Lunugala throughout the week.



Low Grown

Bright mornings and occasional heavy evening showers were recorded in Ratnapura and Deniyaya region.



Crop

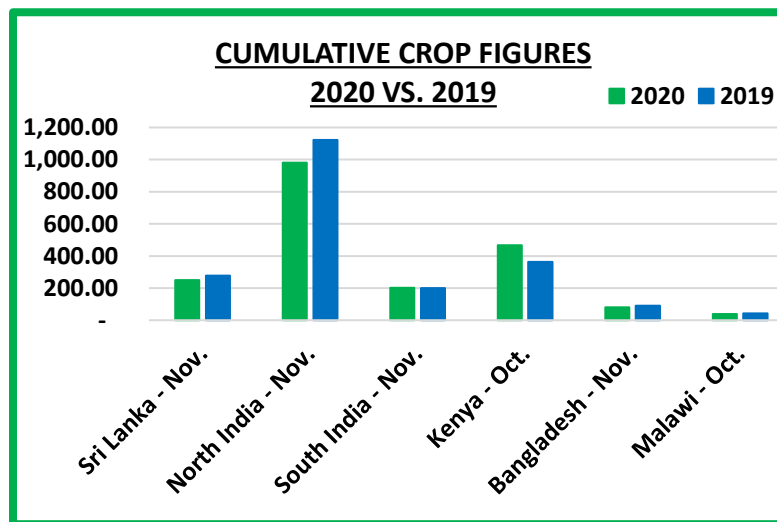
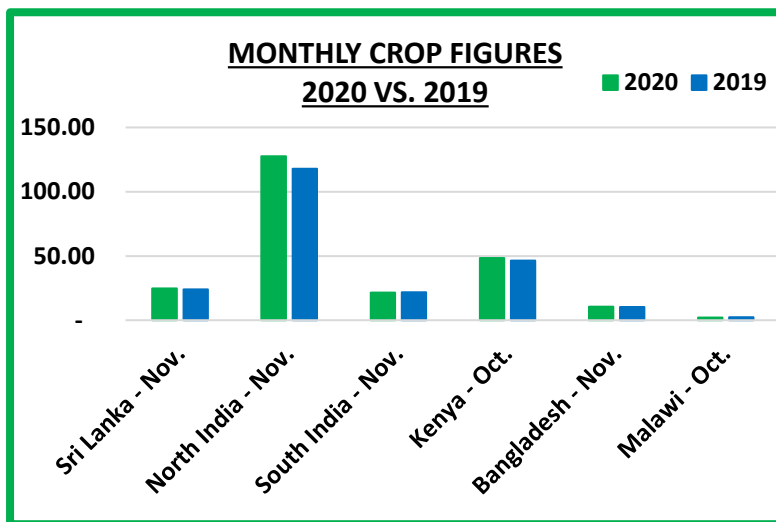
Crop intakes are moderate.



CROP FIGURES OF MAJOR PRODUCING & EXPORTING COUNTRIES

Country	Month	2020	2019	Cumulative	2020	2019	Cumulative + Inc. / Dec.
Sri Lanka	November	24.80	24.02	Upto November	249.90	278.22	- 28.32
North India	November	127.58 (E)	117.74	Upto November	980.50 (E)	1122.90	- 142.40
South India	November	21.41 (E)	21.75	Upto November	201.17 (E)	200.87	+ 0.30
Kenya	October	48.27	46.30	Upto October	467.44	363.10	+ 104.34
Bangladesh	November	10.50	10.30	Upto November	79.43	89.65	- 10.22
Malawi	October	2.1	2.3	Upto October	38.5	42.1	- 3.6

(E) - Estimated



TEA NEWS AROUND THE GLOBE



MOMBASA MARKET

SALE NO. 01 – SALE OF 04TH / 05TH & 06TH JANUARY 2021

Improved and strong general demand for the 162,380 packages (10,629,244.00 kilos) in the market and 12.92% remained unsold.

LEAF GRADES

Offerings: 82,400 packages (5,384,193.00 kilos) with 10.29% unsold. Best BP1s available saw less interest and shed USC9 to USC10 with a few lines remaining without bids while brighter categories were irregular and ranged between firm to USC6 dearer to easier by up to USC14. Medium types met improved enquiry advancing by USC6 to USC15 while lower medium varieties appreciated by USC6 to USC18 where sold. Plainer descriptions saw an irregular interest varying between firm to USC13 above last prices to easier by USC4 to USC12 with some invoices unsold.

The best PF1s on offer were better absorbed advancing by USC9 to USC12 while brighter sorts appreciated by up to USC12 with medium varieties well-competed for and gained USC4 to USC22. Lower medium types met an irregular activity and ranged between steady to USC16 above previous week's levels to easier by up to USC14 and a few invoices remained unsold while plainer categories saw an irregular enquiry ranging between firm to USC16 dearer to easier by up to USC10 with some lines unsold.

DUST GRADES

Offerings: 52,580 packages (3,880,799.00 kilos) with 15.98% remaining unsold. Best PDUSTs on offer saw good enquiry varying between firm to USC13 above previous levels to easier by up to USC10 while brighter types appreciated by USC7 to USC10 with medium categories reflecting improved interest and advanced by USC4 to USC20. Lower mediums gained USC7 to USC10 above last prices while plainer descriptions met an irregular activity ranging between firm to USC10 dearer to easier by up to USC4 with some teas remaining unsold particularly towards the close.

The best DUST1s in the market were steady to USC5 dearer with brighter varieties gaining USC4 to USC12 while medium categories were better absorbed and advanced by USC4 to USC9 but some lines eased by up to USC20 following quality. Lower medium sorts held steady to USC6 above previous week's rates while plainer types were irregular and varied between firm to USC12 dearer to easier by up to USC5 and some teas were neglected especially towards the close.

SECONDARY GRADES

Offerings: 27,400 packages (1,334,252.00 kilos) and 14.96% remained without bids. In the Secondary Catalogues, BPs held value while PFs gained. Clean well sorted coloury Fannings were firm with similar DUSTs steady. Other Fannings were steady while DUSTs were dearer. BMFs were well absorbed.

MARKETS

Pakistan Packers were forceful and lent more and strong support with increased and strong interest from Kazakhstan, other CIS nations, Yemen, other Middle Eastern countries and UK. Bazaar showed more and strong interest with Egyptian Packers, Sudan and Russia active while Afghanistan were selective. Local Packers participated in line with price; Iran were selective. Somalia maintained activity at the lower end of the market.





TEA NEWS AROUND THE GLOBE

MOMBASA MARKET – Continued...

QUOTATIONS	BROKENS	FANNINGS
Best	448 – 914	456 – 609
Good	448 – 609	444 – 489
Good Medium	437 – 560	430 – 482
Medium	396 – 489	388 – 424
Lower Medium	250 – 362	228 – 373
Plain	224 – 340	205 – 332 (SL RUPEES)

AUCTION AVERAGE PRICE

AUCTION	KENYA 2020 \$	KENYA 2021 \$	TOTAL 2020 \$	TOTAL 2021 \$
01	2.35	2.04	2.23	1.95

SOURCE : AFRICA TEA BROKERS LTD.



TEA NEWS AROUND THE GLOBE



CHITTAGONG MARKET

SALE NO. 33 – 11TH JANUARY 2021

CTC LEAF: 40,280 packages of Current Season teas on offer met with a strong demand.

BROKENs: Good Broken s particularly the BOPs were in strong demand and were mostly a dearer market following competition. Their smaller Broken s also met with a strong demand and were mostly firm to occasionally dearer. Medium s were about steady. Plain and BLF teas sold at around last levels.

FANNINGS: Best Fannings were a strong feature and were dearer with competition whilst the remainder saw a better demand and were mostly firm. Plain and BLF types sold well at around last levels with a few withdrawals.

CTC DUST: 9,711 packages of Current Season teas on offer met with quite a strong demand. Good liquoring Dusts sold well at around last levels. Their Medium s met with some competition and were fully firm to slightly dearer. Plain and BLF teas were also a good market and tended slightly dearer with less withdrawals. Blenders lent strong support with fair interest from the Loose tea buyers.

COMMENTS: Bright liquoring teas were the strongest feature of the sale and these were mostly sought after by the Blenders. There was also fair enquiry from the Loose tea buyers particularly for the brighter Broken s. Furthermore, all other grades received better support and as a result, prices moved on a broad front.

Dusts sold well.

Our catalogue (Sale 33): Avg: Tk 205.76, Sold 91.7% & (Sale 32) Avg: Tk 200.72, sold 90.9%.

Quotations – This Week – (In Taka)

Broken s	This Week	Last Week	Fannings	This week	Last Week	Dust	This week	Last Week
Large	175-185 nom	175-180 nom	Best	205-212	203-208	PD	193-280	202-275
Medium	178-188	177-185	Good	197-202	194-199	RD	172-280	170-273
Small	188-208	185-205	Medium	185-190	183-188	D	187-304	185-301
Plain	170-175	165-170	Plain	170-175	165-170	CD	145-308	155-286
BLF	160-170	155-165	BLF	160-170	155-165	BLF	148-201	155-211

Exchange Rates 11th January, 2021 Sterling Pound: Tk. 112.0406 dollar: Tk. 83.6702

SOURCE : NATIONAL BROKERS LTD





TEA NEWS AROUND THE GLOBE

GUWAHATI MARKET

SALE NO. 01 – SALE OF 06TH JANUARY 2021

Market Description :

- Strong demand
- Good/best sorts sold around last while the medium & plainer sorts appreciated with competition.
- Secondaries attracted good demand & sold at firm to dearer levels.

2. TOTAL AUCTION WEIGHTED AVERAGE (₹)

	2020-21			2019-20			UPTO SALE - 01		
	SALE - 1	SALE - 54	+/-	SALE - 1	SALE - 51	+/-	2020-21	2019-20	2018-19
CTC	169.08	165.06	4.02	127.92	131.16	-3.24	225.18	145.80	146.83
DUST	165.24	161.92	3.32	143.02	142.94	0.08	235.69	155.80	161.07
TOTAL	167.99	164.08	3.91	131.95	134.25	-2.30	228.58	148.94	151.24

SOURCE: PARCON INDIA PVT LTD

SILIGURI MARKET

SALE NO.01 – SALE OF 09TH JANUARY 2021

1. Market Description:

- Demand – strong.
- Good/best sorts were irregular in line with quality and tended slightly easier.
- Common/plainer varieties continued to sell at firm rates with the dust grades appreciating with competition.
- All sections operated.

2. TOTAL AUCTION WEIGHTED AVERAGE (₹)

	2020-21			2019-20			UPTO SALE - 01		
	SALE - 1	SALE - 52	+/-	SALE - 1	SALE - 52	+/-	2020-21	2019-20	2018-19
CTC	167.76	169.32	-1.56	134.21	136.27	-2.06	208.59	139.75	142.91
DUST	166.28	162.15	4.13	128.81	130.46	-1.65	202.56	133.73	141.32
TOTAL	167.60	168.57	-0.97	133.67	135.65	-1.98	207.86	139.04	142.73

SOURCE: PARCON INDIA PVT LTD



TEA NEWS AROUND THE GLOBE



KOLKATA ORTHODOX / CTC MARKET

SALE NO.01 – SALE OF 07TH JANUARY 2021

1. Market Description:

- Strong demand.
- Clean, well made teas were irregular around last following quality, except few 1st line w/l which saw competition.
- Remainder sold at firm to dearer levels. Larger brokens, fannings & secondaries were readily absorbed.
- Overall average, although lower by Rs. 4/- is primarily due to a higher representation of secondaries & off grades with less primary w/l & brokens on offer.
- Sale to sale average higher by Rs. 35/- when compared to last year.

	WHOLE LEAF			BROKENS	FANNINGS
	1ST LINE	2ND LINE	GFOP	BROKENS	FANNINGS
BEST	NQ	NQ	NQ	NQ	NQ
GOOD	270 - 300+	250 - 270+	260 - 280+	230 - 270+	170 - 200+
MEDIUM	240 - 260	230 - 250+	230 - 250	190 - 230+	140 - 160

1. Market Description:

- Demand - strong for leaf, good for dust.
- Levels for good/best assams were fully firm to dearer. Earlier invoices continued to appreciate in value.

2. TOTAL AUCTION WEIGHTED AVERAGE ()

	2020-21			2019-20			UPTO SALE - 52		
	SALE - 1	SALE - 52	+/-	SALE - 1	SALE - 52	+/-	2020-21	2019-20	2018-19
CTC	183.73	186.03	-2.30	141.04	149.38	-8.33	234.43	159.60	159.31
DUST	182.69	189.56	-6.87	153.21	163.86	-10.65	247.37	173.49	171.28
TOTAL	183.47	187.05	-3.57	143.66	152.94	-9.28	238.27	163.41	163.05

SOURCE: PARCON INDIA PVT LTD



UPCOMING AUCTION DETAILS

Auction No.	04		03	
Dates	25 th / 26 th January 2021		19 th / 20 th January 2021	
	No. of Lots	Qty – kg	No. of Lots	Qty – kg
Ex-Estate	965	1,118,151	1,007	1,179,121
Main Sale Total	11,388	6,280,636	11,486	6,631,380
High & Medium	1,746	880,302	1,843	1,019,800
Low Grown – Leafy	2,317	1,098,869	2,339	1,176,403
Low Grown – Semi Leafy	1,745	952,739	2,021	1,185,428
Low Grown Tippy	2,126	1,191,695	2,278	1,366,952
Premium / Flowery	441	81,809	415	80,130
Off Grades	2,266	1,278,669	1,896	1,057,819
Dust	747	796,553	694	744,848
Grand Total	12,353	7,398,787	12,493	7,810,501
Reprints	622	350,889	22	11,825
Total No. of Lots on Offer	12,353		12,493	
Total Quantity on Offer (kg)	7,398,787		7,810,501	



SCHEDULED CLOSING DATES

Auction No.	Date of Sale	Ex-Estate	Main Sale
05	01 st / 02 nd February 2021	15/01/2021	15/01/2021
06	09 th / 10 th February 2021	21/01/2021	21/01/2021
07	16 th / 17 th February 2021	29/01/2021	29/01/2021

PROMPT DATES

Auction No.	Buyers	Sellers
03	26/01/2021	27/01/2021
04	01/02/2021	02/02/2021
05	08/02/2021	09/02/2021



ORDER OF SALE (SALE NO. 03 – 19TH / 20TH JANUARY 2021)

Main Sale Order – 1 (Leafy / Semi Leafy / Tippy / Premium / 1A)	Main Sale Order – 2 (H & M / Off Grade / Dust)	Ex-Estate
Asia Siyaka Commodities Pvt. Ltd	F & W Tea Brokers (Pvt) Ltd	F & W Tea Brokers (Pvt) Ltd
Ceylon Tea Brokers PLC	Mercantile Produce Brokers (Pvt) Ltd	Bartleet Produce Marketing (Pvt) Ltd
F & W Tea Brokers (Pvt) Ltd	Lanka Commodity Brokers Ltd	Ceylon Tea Brokers PLC
Bartleet Produce Marketing (Pvt) Ltd	Asia Siyaka Commodities Pvt. Ltd	Eastern Brokers. Ltd.
Mercantile Produce Brokers (Pvt) Ltd	Bartleet Produce Marketing (Pvt) Ltd	Mercantile Produce Brokers (Pvt) Ltd
Eastern Brokers. Ltd.	Ceylon Tea Brokers PLC	Lanka Commodity Brokers Ltd
Lanka Commodity Brokers Ltd	JOHN KEELLS PLC	JOHN KEELLS PLC
JOHN KEELLS PLC	Eastern Brokers. Ltd.	Asia Siyaka Commodities Pvt. Ltd

[DB : HR]



HOLIDAY NOTICE



We wish to inform all our valued Clients that our Head Office, Sample Room and Stores will be closed for business on the following days for the month of January 2021.

14 th January 2021	Thursday	Tamil Thai Pongal Day
28 th January 2021	Thursday	Duruthu Full Moon Poya Day





“

Failure is an important part of your growth and developing resilience. Don't be afraid to fail. ”

- Michelle Obama