



# TEA MARKET REPORT

## JOHN KEELLS PLC

**SALE NO.03 – 17<sup>TH</sup> / 18<sup>TH</sup> JANUARY 2023**

# ORDER OF SALE (SALE NO. 03 – 17<sup>TH</sup> / 18<sup>TH</sup> JANUARY 2023)

Main Sale Order – 1 (Leafy / Semi Leafy / Tippy / Premium / 1A)	Main Sale Order – 2 (H & M / Off Grade / Dust)	Ex-Estate
ASIA SIYAKA COMMODITIES PLC.	FORBES & WALKER TEA BROKERS (PVT) LTD	EASTERN BROKERS. LTD.
CEYLON TEA BROKERS PLC	MERCANTILE PRODUCE BROKERS (PVT) LTD	MERCANTILE PRODUCE BROKERS (PVT) LTD
FORBES & WALKER TEA BROKERS (PVT) LTD	LANKA COMMODITY BROKERS LTD	LANKA COMMODITY BROKERS LTD
BARTLEET PRODUCE MARKETING (PVT) LTD	ASIA SIYAKA COMMODITIES PLC.	<b>JOHN KEELLS PLC</b>
MERCANTILE PRODUCE BROKERS (PVT) LTD	BARTLEET PRODUCE MARKETING (PVT) LTD	ASIA SIYAKA COMMODITIES PLC.
EASTERN BROKERS. LTD.	CEYLON TEA BROKERS PLC	BARTLEET PRODUCE MARKETING (PVT) LTD
LANKA COMMODITY BROKERS LTD	<b>JOHN KEELLS PLC</b>	FORBES & WALKER TEA BROKERS (PVT) LTD
<b>JOHN KEELLS PLC</b>	EASTERN BROKERS. LTD.	CEYLON TEA BROKERS PLC



## AUCTION DETAILS

Auction No.	03	
Dates	17 <sup>th</sup> / 18 <sup>th</sup> January 2023	
	No. of Lots	Qty – kg
Ex Estate	713	796,994
Main Sale Total	9,279	4,365,292
High & Medium	1,308	574,981
Low Grown - Leafy	1,719	642,856
Low Grown - Semi Leafy	1,360	579,044
Low Grown Tippy	1,972	989,611
Premium / Flowery	353	56,012
Off Grades	2,075	1,041,150
Dust	492	481,638
Grand Total	9,992	5,162,286
Reprints	583	288,416
Total No. of Lots Offered	9,992	
Total Quantity Offered (kg)	5,162,286	

## PROMPT DATES

Auction No.	Buyers	Sellers
03	24/01/2023	25/01/2023



# COMMENTS



Sri Lanka Tea Exports for the month of December 2022 was recorded at 19.3Mkg which is a decline of 20% when compared with the same period of the previous year. The average unit FOB value per kg was Rs.1,096.65 above the average unit value per kg of 2021. The cumulative Export quantity for the year was recorded as 250Mkg, which is a negative variance of 35.8Mkg against the previous year. The cumulative average FOB value recorded an increase of Rs.722.35 against last year's average FOB price. As a result, the value of Tea Exports for the period, January to December 2022 recorded a positive variance of Rs.147 billion over the previous year. Iraq emerged as the leading importer of Sri Lanka Tea, followed by Russia, U.A.E, Turkey and Iran.

The 0.79Mkg of Ex estate teas on offer met with lower demand. Select Best Western High Grown BOPs declined. The below best and plainer varieties too followed a similar trend. Select Best Western High Grown BOPFs eased from last levels. The below best and plainer varieties were easier at the commencement of the sale and declined further as the sale progressed. Nuwara Eliya BOPs were tending irregular, the BOPFs were barely steady. Uda Pussellawa BOPs were easier from last week's levels, however the BOPFs declined. Uva BOPS were irregularly easier, the BOPFs declined substantially at times. The Low grown CTC BP1s were firm, the High and Medium sorts were tending irregular. Low Grown CTC PF1s maintained last levels, the High and Medium PF1s were firm to dearer at times.

The 2.2Mkg of Low Grown teas which were on offer met with good demand. In the Leafy segment, OPs were dearer, OPAs appreciated a few rupees. OP1s were mostly firm. In the Semi Leafy segment, BOP1s were lower to last. Pekoe varieties appreciated following quality. Pekoe1s were firm. In the Small Leaf segment, FBOPs were firm. FBOPF varieties were irregularly lower to last, FBOPF1s too followed a similar trend. BOPF.SP, BOPF, BOP.SP and BOPs met with reasonable demand. Premium Flowery teas were irregularly low.

Turkey, Russia, Iran and the C.I.S countries lent fair support. Libya and Iraq were active.







## MARKET DESCRIPTION

### Western Teas

Select best BOPs declined by Rs.50/- to Rs.100/-, the below best and plainer varieties too followed a similar trend. Select best BOPFs were easier by Rs.50/- to Rs.100/- and more, the below best and plainer varieties too declined by Rs.100/- to Rs.150/- and more as the sale progressed. Medium BOPs declined by Rs.100/- to Rs.150/-, the BOPFs too were easier by Rs.50/- to Rs.100/-.

### Nuwara Eliya Teas

BOPs were irregularly easier, the BOPFs too declined from last levels.

### Uva Teas

Uva BOPs were irregularly easier, the BOPFs too declined by Rs.100/- to Rs.200/- at times. Uda Pussellawa BOPs were easier by Rs.50/- to Rs.100/-, the BOPFs too declined by Rs.100/- to Rs.150/- and more as the sale progressed.

### CTC Teas

Low Grown BP1s were firm, the High and Medium sorts were tending irregular. Low Grown PF1s maintains last levels, the High and Medium sorts were firm to selectively dearer following quality.

## QUOTATIONS

	BOP – RS.	BOPF – RS.
Good Westerns	1600 – 1700	1600 – 1750
Average Westerns	1460 – 1550	1480 – 1550
Plainer Westerns	1340 – 1440	1420 – 1460
Western Mediums	1000 – 2100	1020 – 1140
Uva Teas	1260 – 1480	1220 – 1550
Nuwara Eliya Teas	1500	1550
Uda Pussellawa Teas	1160 – 1480	1200 – 1500
CTC (BP1 and PF1)	900 – 1320	1020 – 1950





# MARKET DESCRIPTION

## Low Grown

Select best wiry OP1s were irregularly lower, best and below best sorts were fully firm, secondaries met with good demand. Better twisted OPs met with fair demand, below best sorts were firm to dearer. Select best OPAs were irregular, best and below best types gained by Rs.30/- to Rs.50/-. Well-made BOP1s eased from last levels, bolder types declined by Rs.50/- to Rs.100/-. Well-made Pekoes along with the heavy bold Pekoe invoices gained substantially, below best types too gained from last levels. Shotty Pekoe1s were firm, balance met with reasonable demand.

Select best BOPs were firm, best types are lower by Rs.20/- to Rs.30/-, below best types were irregularly lower to last, secondary types were firm. BOP.SP.s and BOPF.SP.s met with fair demand. BOPFs followed a similar trend. Select best FBOPF1s were firm, best FBOPF1s were lower by Rs.20/- to Rs.30/-, below best FBOPF1s were firm to easier by Rs.20/- to Rs.30/-, secondaries too were lower by Rs.20/- to Rs.30/-. Well-made FBOPs in the select best category were firm, best and below best types were lower by Rs.30/- to Rs.40/-, secondaries were firm. FBOPF varieties met with good demand. Select best Premium Flowery teas met with lower demand, others were firm.

## Off Grades

Select best and best FGS1s declined by Rs.40/- to Rs.60/-, below best and poorer types were easier by Rs.10/- to Rs.20/-. Select best and best BMs declined by Rs.50/- to Rs.80/-, below best and poorer types were firm. Select best and best BPs declined by Rs.30/- to Rs.50/-, below best and poorer types were firm. Select best BOP1As were lower by Rs.100/- to Rs.150/- whilst best BOP1As were lower by Rs.60/- to Rs.80/-, below best and poorer sorts sold at last levels.

## Dust

Select best and best Dust1s were irregularly dearer by Rs. 5/- to Rs.10/-, below best types sold at firm levels, poorer sorts appreciated by Rs. 10/- to Rs.15/-. High and Medium CTCs maintained at last levels. Low Grown CTCs sold at firm levels. Low Grown Dust/Dust1s depreciated Rs.15/- to Rs.20/-.



# QUOTATIONS

	Select Best	Best	Below Best	Others
<b>LIQUORING</b>				
DUST-1	1600.00 - 1800.00	1500.00 - 1590.00	1400.00 - 1490.00	1300.00 - 1390.00
<b>OFF GRADES</b>				
FGS1	1450.00 - 1500.00	1350.00 - 1440.00	900.00 - 1340.00	640.00 - 890.00
FGS	950.00 - 1040.00	860.00 - 940.00	750.00 - 850.00	500.00 - 740.00
<b>LOW GROWNS</b>				
FBOPF / FFSP / FFEXSP	4000.00 - 8500.00	3000.00 - 3800.00	2000.00 - 2800.00	1000.00 - 1900.00
BOP	2100.00 - 2650.00	1500.00 - 2000.00	1100.00 - 1400.00	850.00 - 1050.00
BOPSP	2000.00 - 2600.00	1500.00 - 1900.00	1100.00 - 1400.00	850.00 - 1050.00
BOPF	1800.00 - 2400.00	1300.00 - 1700.00	900.00 - 1200.00	700.00 - 820.00
FBOPF1	2100.00 - 2450.00	1700.00 - 2050.00	1400.00 - 1600.00	800.00 - 1350.00
FBOP	2200.00 - 3150.00	1700.00 - 2150.00	1400.00 - 1700.00	900.00 - 1200.00
BOP1	2700.00 - 3350.00	2000.00 - 2500.00	1500.00 - 1700.00	1350.00 - 1450.00
OP1	2650.00 - 3200.00	2250.00 - 2500.00	1850.00 - 2100.00	1400.00 - 1650.00
OP	2000.00 - 2300.00	1850.00 - 1950.00	1650.00 - 1800.00	900.00 - 1550.00
OPA	1850.00 - 2400.00	1650.00 - 1750.00	1350.00 - 1600.00	1000.00 - 1200.00
PEKOE	2150.00 - 2550.00	1900.00 - 2050.00	1650.00 - 1850.00	1200.00 - 1400.00
PEKOE1	2200.00 - 2500.00	1850.00 - 2150.00	1650.00 - 1800.00	1000.00 - 1400.00
DUST / DUST1	1000.00 - 1200.00	900.00 - 990.00	700.00 - 790.00	600.00 - 690.00



- **Top Prices**
- **Colombo Auction Averages**
- **All Brokers Private Sale Figures**





# TOP PRICES (SALE NO. 03 – 17<sup>TH</sup> / 18<sup>TH</sup> JANUARY 2023)



WESTERN HIGH			
BOP	*	<b>Wattegodde</b>	<b>1700.00</b>
		Talawakelle	1700.00
		Bearwell	1700.00
BOPSP		Queensberry	2050.00
BOPF/BOPFSP		Bearwell	1750.00
		Alton	1750.00
FBOP/FBOP1		Bogahawatte	1950.00
		Torrington	1950.00
FBOPF/FBOPF1	*	<b>St Andrews</b>	<b>1950.00</b>
		Glenloch	1950.00
BOP1		Glenloch	2250.00
OP/OPA	*	<b>Inverness</b>	<b>1850.00</b>
OP1		Torrington	2550.00
PEKOE/PEKOE1		Torrington	2150.00

UVA HIGH			
BOP	*	<b>Aislaby</b>	<b>1700.00</b>
BOPSP		Cannavarella	1360.00
BOPF/BOPFSP	*	<b>Uva Highlands</b>	<b>1500.00</b>
FBOP/FBOP1		Spring Valley	1950.00
		Aislaby	1950.00
FBOPF/FBOPF1		Oodoowerre	1900.00
BOP1		Glenanore	2050.00
OP/OPA		Mount Uva	1750.00
OP1	*	<b>Glenanore</b>	<b>2250.00</b>
PEKOE/PEKOE1	*	<b>Ellathota Uva</b>	<b>2150.00</b>
	*	<b>Aislaby</b>	<b>2150.00</b>

NUWARA ELIYA			
BOP	*	<b>Lovers Leap</b>	<b>1500.00</b>
		Mahagastotte	1500.00
BOPSP		-	-
BOPF/BOPFSP		Mahagastotte	1550.00
FBOP/FBOP1		Court Lodge	1600.00
OP/OPA		-	-
PEKOE/PEKOE1		Court Lodge	1700.00

WESTERN MEDIUM			
BOP	*	<b>Nayapane</b>	<b>2150.00</b>
BOPSP		Doombagastalawa	1900.00
BOPF/BOPFSP		Uplands	1650.00
FBOP/FBOP1		Dartry Valley	2450.00
FBOPF/FBOPF1		Dartry Valley	2350.00
BOP1		Hatale	2700.00
OP/OPA		Orange Field	1750.00
OP1		Orange Field	2250.00
PEKOE/PEKOE1		Craighead	2450.00

UVA MEDIUM			
BOP		Dickwella	1900.00
BOPSP	*	<b>Telbedde</b>	<b>1500.00</b>
BOPF/BOPFSP		Dickwella	1900.00
FBOP/FBOP1		Halpewatta Uva	2300.00
FBOPF/FBOPF1	*	<b>Halpewatte Uva</b>	<b>1900.00</b>
		Maratenne	1900.00
BOP1		Maratenne	2150.00
		Glen Alpin	2150.00
		Wewesse	2150.00
OP/OPA	*	<b>Glen Alpin</b>	<b>1650.00</b>
		Maratenne	1650.00
		Wewesse	1650.00
		Aruna Passara	1650.00
		Aruna Keppetipola	1650.00
OP1	*	<b>Halpewatte Uva</b>	<b>2300.00</b>
PEKOE/PEKOE1	*	<b>Sarnia Plaiderie</b>	<b>2200.00</b>

CTC LOW			
PF1		Kalubowitiyana CTC	1950.00
BP1		Ceciliyan CTC	1300.00
BPS		Canora CTC	940.00
OF		-	-

UDA PUSSELLAWA			
BOP		Kirklees	1480.00
		Mooloya	1480.00
BOPSP		Delmar	1240.00
BOPF/BOPFSP		Luckyland	1500.00
		Kirklees	1500.00
FBOP/FBOP1		Alma	1900.00
FBOPF/FBOPF1		Delmar	1750.00
BOP1		-	-
OP/OPA		Alma	1650.00
OP1		Alma	1650.00
PEKOE/PEKOE1		Gonapitiya	2100.00
		Alma	2100.00

CTC HIGH			
PF1		Dunsinane CTC	1380.00
BP1	*	<b>Dunsinane CTC</b>	<b>1320.00</b>
BPS			
OF			

CTC MEDIUM			
PF1		New Peacock CTC	1360.00
BP1	**	<b>Delta CTC</b>	<b>1240.00</b>
BPS	*	<b>Donside CTC</b>	<b>1080.00</b>
OF			



# TOP PRICES (SALE NO. 03 – 17<sup>TH</sup> / 18<sup>TH</sup> JANUARY 2023)



LOW			
BOP		Wathurawila	2650.00
BOPSP		Stream Line	2600.00
	*	<b>Arbour Valley</b>	<b>2350.00</b>
	*	<b>Ceciliyan</b>	<b>2350.00</b>
BOPF		Sithaka	2400.00
BOPFSP		Mahaliyadda	2300.00
		Stream Line	2300.00
FBOP		Sithaka	3150.00
FBOP1		Sithaka	3550.00
FBOPF		Gunawardana	2850.00
FBOPF1		Pothotuwa	2450.00
		Stream Line	2450.00
		Sithaka	2450.00
	*	<b>Lumbini</b>	<b>2400.00</b>
BOP1		Pothotuwa	3350.00
OP1		Lumbini	3200.00
OP		New Deniyaya	2300.00
OPA		Liyonta	2400.00
PEKOE		Katandola	2550.00
PEKOE1	*	<b>Arbour Valley</b>	<b>2500.00</b>

PREMIUM			
FBOPFSP		New Hopewell	7800.00
FBOPFEXSP		Brombil	8500.00
FBOPFEXSP1		Matuwagalla Super	6400.00

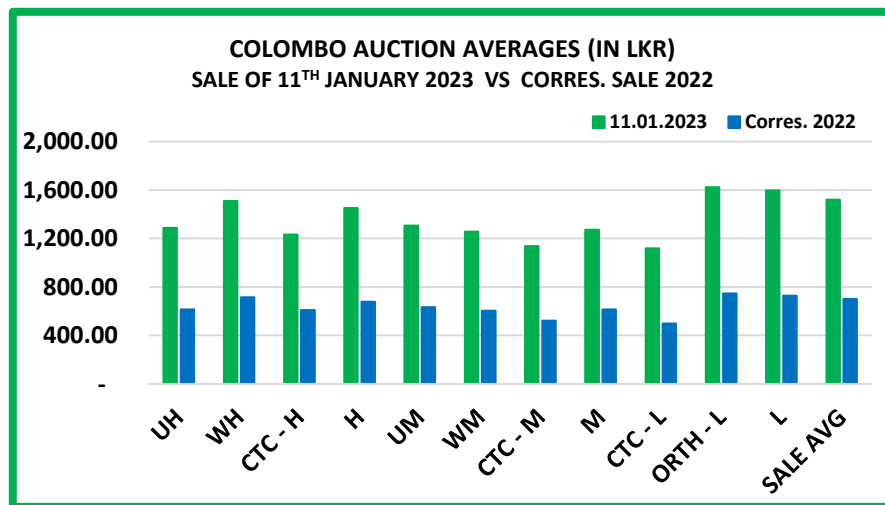
DUST			
DUST1	*	<b>Mattakelle</b>	<b>1800.00</b>
P.DUST		Ceciliyan CTC	1700.00

OFF GRADES			
FNGS/FNGS1		Wanarajah	1500.00
		Holyrood	1500.00
PFNGS	*	<b>Hingalgoda CTC</b>	<b>1550.00</b>
BM		Gunawardana	1600.00
		New Mahendra	1600.00
		Kurunduwatte	1600.00
BP		Hidellana	1850.00
BOP1A		Chandrika Estate	1950.00

**\*\* MORE THAN ONE TOP PRICE OBTAINED**  
**\* TEAS SOLD BY JOHN KEELLS PLC**  
**+ ALL TIME RECORD PRICE**  
**++ ALL TIME RECORD PRICE EQUALED**

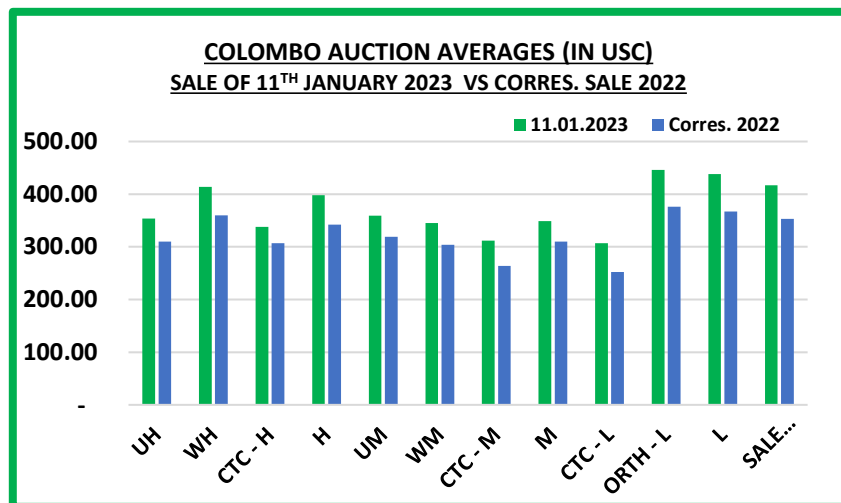


# COLOMBO AUCTION AVERAGES



	Sale of 04/01/2023 In LKR	Sale of 11/01/2023 In LKR	Corres. 2022 In LKR
Uva High Grown	1262.99	1288.87	615.03
Western High Grown	1515.86	1509.15	714.92
CTC High Grown	1271.94	1232.96	610.20
<b>Summary of High Grown</b>	<b>1438.04</b>	<b>1451.16</b>	<b>678.87</b>
Uva Medium Grown	1282.67	1306.17	633.94
Western Medium Grown	1244.19	1257.48	603.65
CTC Medium Grown	1112.80	1136.93	523.60
<b>Summary of Medium Grown</b>	<b>1256.26</b>	<b>1271.85</b>	<b>614.39</b>
CTC Low Grown	1077.09	1119.06	499.93
Orthodox Low Grown	1568.48	1623.84	747.32
<b>Summary of Low Grown</b>	<b>1538.61</b>	<b>1595.52</b>	<b>729.10</b>
<b>TOTAL SALE AVERAGE</b>	<b>1474.02</b>	<b>1519.86</b>	<b>701.18</b>

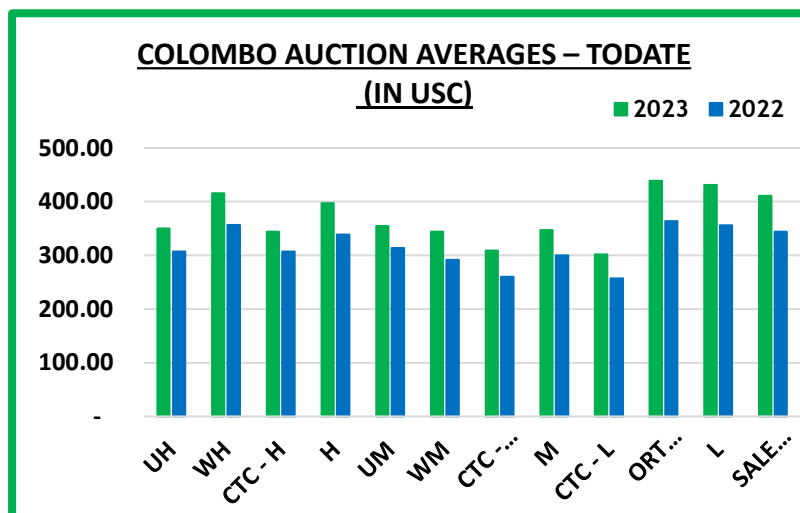
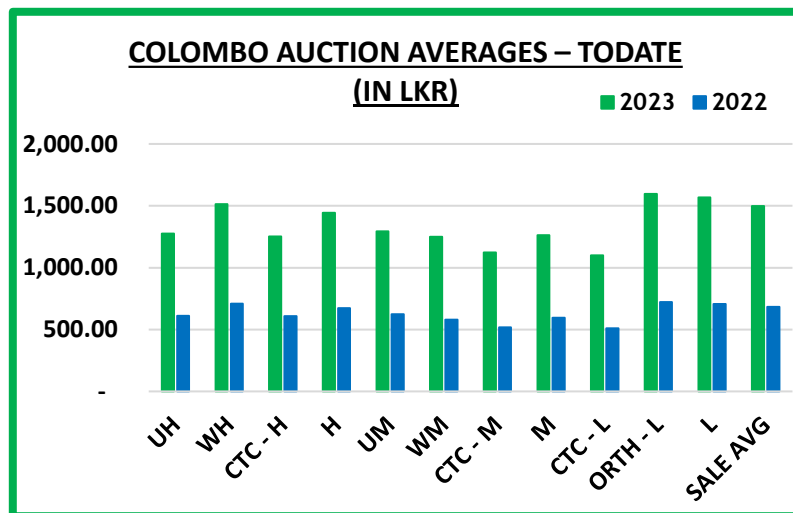
# COLOMBO AUCTION AVERAGES



	Sale of 04/01/2023 In USC	Sale of 11/01/2023 In USC	Corres. 2022 In USC
Uva High Grown	348	354	310
Western High Grown	418	414	360
CTC High Grown	351	338	307
<b>Summary of High Grown</b>	<b>396</b>	<b>398</b>	<b>342</b>
Uva Medium Grown	354	359	319
Western Medium Grown	343	345	304
CTC Medium Grown	307	312	264
<b>Summary of Medium Grown</b>	<b>346</b>	<b>349</b>	<b>310</b>
CTC Low Grown	297	307	252
Orthodox Low Grown	432	446	376
<b>Summary of Low Grown</b>	<b>424</b>	<b>438</b>	<b>367</b>
<b>TOTAL SALE AVERAGE</b>	<b>406</b>	<b>417</b>	<b>353</b>



# COLOMBO AUCTION AVERAGES



January to Date (Sale No.02)	2023 LKR	2022 LKR	2023 USC	2022 USC
Uva High Grown	1275.04	609.82	350	307
Western High Grown	1512.37	708.98	416	357
CTC High Grown	1251.86	608.89	344	307
<b>Summary of High Grown</b>	<b>1444.66</b>	<b>672.40</b>	<b>397</b>	<b>339</b>
Uva Medium Grown	1293.63	623.96	355	314
Western Medium Grown	1250.68	578.71	344	292
CTC Medium Grown	1123.49	516.86	309	260
<b>Summary of Medium Grown</b>	<b>1263.76</b>	<b>595.02</b>	<b>347</b>	<b>300</b>
CTC Low Grown	1098.44	509.45	302	257
Orthodox Low Grown	1596.47	722.73	439	364
<b>Summary of Low Grown</b>	<b>1567.35</b>	<b>707.14</b>	<b>431</b>	<b>356</b>
<b>TOTAL SALE AVERAGE</b>	<b>1497.00</b>	<b>681.97</b>	<b>411</b>	<b>344</b>





# COLOMBO AUCTION AVERAGES

FROM 01 <sup>ST</sup> TO 11 <sup>H</sup> JANUARY 2023	LKR
Uva High Grown	1265.09
Western High Grown	1514.49
<b>Summary of High Grown</b>	<b>1444.04</b>
Uva Medium Grown	1261.93
Western Medium Grown	1249.46
<b>Summary of Medium Grown</b>	<b>1253.34</b>
<b>Summary of Low Grown</b>	<b>1555.34</b>
<b>TOTAL SALE AVERAGE</b>	<b>1486.00</b>



# ALL BROKERS PRIVATE SALE FIGURES (FOR THE PERIOD – 09<sup>TH</sup> TO 14<sup>TH</sup> JANUARY 2023)

	WEEKLY	TODATE
High & Medium	69,378.50	156,078.60
Low	3,407.00	15,297.00
Green Tea	33,974.00	56,895.00
Organic Tea	10,190.00	18,925.00
BMF	33,656.00	91,900.00
Direct Sales	-	-
Forward Contract	63,240.00	111,240.00





- **Crop and Weather**
- **Crop Figures**
- **Export Figures**
- **Tea News**

## CROP AND WEATHER - FOR THE PERIOD OF – 09<sup>TH</sup> TO 15<sup>TH</sup> JANUARY 2023



### **Western**

Bright mornings and evening showers were recorded throughout the week in Bogowantalawa, Dickoya and Agarapatana.



### **Nuwara Eliya**

Bright mornings and evening showers with misty conditions were reported at the beginning of the week in Nuwara Eliya and Kandapola districts whilst, dull weather conditions with occasional showers prevailed thereafter.



### **Uva**

Bright weather was recorded at the beginning of the week in Haputale and Badulla whilst, rainy weather conditions prevailed thereafter. Bright weather conditions with occasional showers were experienced throughout the week in Lunugala.



### **Low Grown**

Bright mornings and dull evenings along with occasional showers were recorded throughout the week in Rathnapura, Deniyaya and Galle districts.



### **Crop**

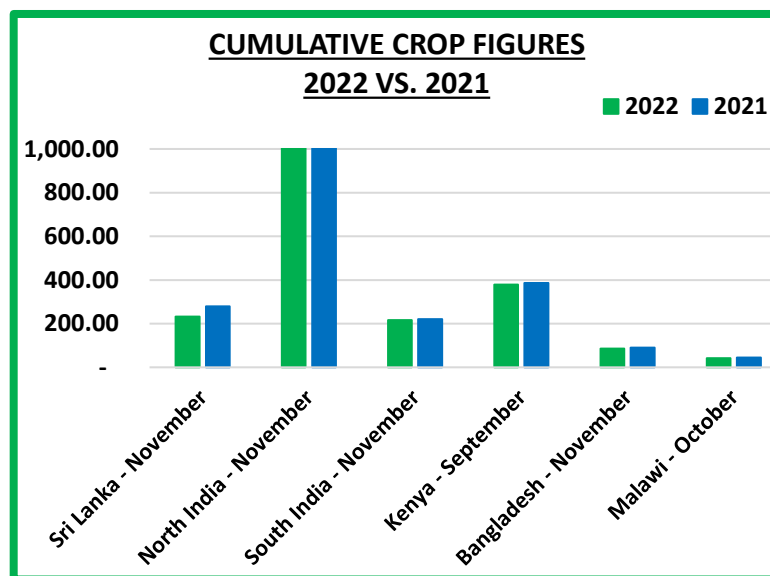
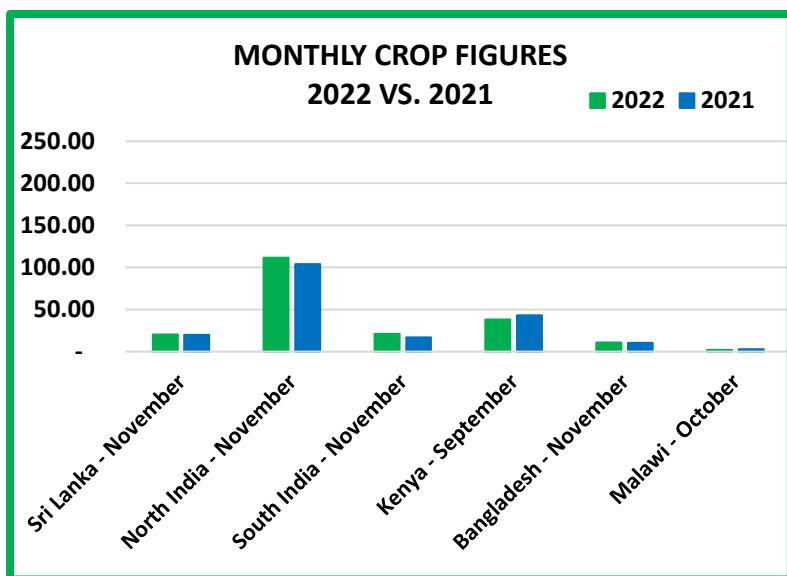
Crop intakes are moderate.



# CROP FIGURES OF MAJOR PRODUCING & EXPORTING COUNTRIES

Country	Month	2022	2021	Cumulative + Inc. / Dec.	Cumulative	2022	2021	Cumulative + Inc. / Dec.
Sri Lanka	November	20.24	20.06	+ 0.18	Upto November	231.86	278.96	- 47.10
North India	November	111.60(E)	104.10	+ 7.50	Upto November	1062.40(E)	1057.10	+ 5.30
South India	November	21.20(E)	16.70	+ 4.50	Upto November	215.60(E)	220.00	- 4.40
Kenya	September	38.19	43.18	- 4.99	Upto September	378.30	385.63	- 7.33
Bangladesh	November	10.84	10.24	+ 0.60	Upto November	86.05	89.57	- 3.52
Malawi	October	2.11	2.93	- 0.82	Upto October	41.44	45.39	- 3.95

(E) - Estimated





# SRI LANKA TEA EXPORTS



DESCRIPTION	QTY (KG)	VALUE (RS)	APPROX.AV.UNIT FOB VALUE PER KG.RS/CTS
<b>DECEMBER 2022</b>			
Instant Tea	363,079.33	1,092,752,212.00	3,009.68
Tea in Packets	7,977,305.32	15,341,611,942.00	1,923.16
Green Tea	293,815.13	1,424,547,100.00	4,848.45
Tea in Bags	1,674,238.05	5,280,826,825.00	3,154.17
Tea in Bulk	8,995,999.92	15,827,106,873.00	1,759.35
<b>Total</b>	<b>19,304,437.75</b>	<b>38,966,844,952.00</b>	<b>2,018.54</b>
<b>DECEMBER 2021</b>			
Instant Tea	302,342.59	491,453,996.00	1,625.49
Tea in Packets	10,605,319.32	8,929,305,018.00	841.96
Green Tea	387,368.27	914,040,039.00	2,359.62
Tea in Bags	2,370,605.90	3,894,426,595.00	1,642.80
Tea in Bulk	10,502,655.79	8,051,301,194.00	766.60
<b>Total</b>	<b>24,168,291.87</b>	<b>22,280,526,842.00</b>	<b>921.89</b>
<b>JANUARY / DECEMBER 2022</b>			
Instant Tea	3,076,647.52	8,126,490,453.00	2,641.35
Tea in Packets	110,765,008.48	168,264,659,177.00	1,519.11
Green Tea	4,222,997.80	16,464,266,236.00	3,898.72
Tea in Bags	21,673,530.37	58,784,201,450.00	2,712.26
Tea in Bulk	110,453,155.46	159,452,414,827.00	1,443.62
<b>Total</b>	<b>250,191,339.63</b>	<b>411,092,032,143.00</b>	<b>1,643.11</b>
<b>JANUARY / DECEMBER 2021</b>			
Instant Tea	3,031,600.41	5,246,684,403.00	1,730.66
Tea in Packets	128,343,818.54	110,393,095,079.00	860.14
Green Tea	4,587,515.69	10,391,116,373.00	2,265.09
Tea in Bags	24,665,247.46	39,618,585,739.00	1,606.25
Tea in Bulk	125,387,901.29	97,703,961,065.00	779.21
<b>Total</b>	<b>286,016,083.39</b>	<b>263,353,442,659.00</b>	<b>920.76</b>





# MAJOR IMPORTERS OF SRI LANKA TEA

## JANUARY / DECEMBER 2022

COUNTRY	BULK TEA	PACKETED TEA	TEA BAG	INSTANT TEA	GREEN TEA	TOTAL 2022	TOTAL 2021
IRAQ	5,610,683.00	37,308,638.34	292,559.76	-	34,042.80	43,245,923.90	42,455,263.76
RUSSIA	19,891,718.50	3,745,979.47	617,228.22	439.38	477,822.49	24,733,188.06	27,356,852.09
U.A.E.	14,663,110.84	7,366,966.55	210,589.20	877.56	336,909.54	22,578,453.69	23,149,089.57
TURKEY	3,156,089.00	12,298,233.99	124,739.72	-	16,004.94	15,595,067.65	29,741,560.97
IRAN	6,707,148.00	6,191,735.16	141,696.87	-	19,249.20	13,059,829.23	15,833,587.62
AZERBAIJAIN	11,570,097.00	510,897.08	4,414.35	-	6,478.70	12,091,887.13	10,591,095.70
LIBYA	-	10,781,692.30	20,621.34	-	398,205.20	11,200,518.84	12,339,650.90
CHINA	9,329,706.35	1,475,872.24	191,870.31	72,129.40	59,303.92	11,128,882.22	14,237,226.33
GERMENY	3,974,749.00	2,258,010.42	215,431.93	33,600.00	91,124.74	6,572,916.09	6,402,796.41
CHILE	5,425,235.00	257,818.88	756,630.33	670.71	73,167.08	6,513,522.00	8,834,921.27



# TEA NEWS AROUND THE GLOBE

## MOMBASA MARKET

SALE NO. 03 – SALE OF 16<sup>TH</sup>, 17<sup>TH</sup> & 18<sup>TH</sup> JANUARY 2023

There was reduced general demand at irregularly lower rates for the 234,650 packages (15,645,137.00 kilos) in the market with 35.53% remaining unsold.

### OFFERINGS

Leaf Grades	-	131,850 packages (8,637,410.00 kilos) – 35.68% unsold.
Dust Grades	-	76,620 packages (5,682,367.00 kilos) – 43.70% unsold.
Secondary Grades	-	26,180 packages (1,325,360.00 kilos) – 10.92% unsold.

### MARKETS

**Pakistan Packers, Yemen and other Middle Eastern countries** maintained activity but at lower levels with reduced interest from **Egyptian Packers**. **UK** were selective while **Sudan** maintained selective enquiry but at lower rates. **Russia, Bazaar and Afghanistan** were less active with **Kazakhstan** and **other CIS states** active. **Iran** lent more support while **Local Packers** showed some participation. **Somalia** maintained interest at the lower end of the market.

### LEAF GRADES (M2)

#### BP1:

**Best** – Met irregular interest ranging between firm to USC23 above previous rates to easier by a similar margin.

**Brighter** – Saw easier enquiry with a further downward price adjustment of between USC15 to USC32.

**Mediums** – KTDA mediums met irregular absorption ranging between USC4 dearer to mostly easier by up to USC32; plantation mediums lost between USC7 to USC22.

**Lower Mediums** – Saw irregular activity and varied between steady to mostly easier by up to USC16 with some lines discounted by up to USC34.

**Plainer** – Shed up to USC18 with the lowest categories about steady.

#### PF1:

**Best** – Were irregular and varied between firm to USC5 dearer to easier by up to USC16.

**Brighter** – Steady to USC4 above last rates but some lines shed by a similar margin.

**Mediums** – KTDA mediums were firm to up to USC5 dearer; plantation mediums met good but selective enquiry and ranged between firm to up to USC8 below last levels.

**Lower Mediums** – Were irregular and ranged between steady to USC28 dearer but a few lines lost up to USC10.

**Plainer** – Reduced support at irregularly easier rates with some lines shedding up to USC21.

### DUST GRADES (M1)

**Best** – Were firm to irregularly easier by up to USC40.

**Brighter** – Held value where sold with many lines without bids.

**Mediums** – KTDA mediums were firm at reserve prices with plantation mediums steady to USC12 below previous levels.

**Lower Medium** – Irregularly easier by up to USC34.

**Plainer** – Shed up to USC24 but selected invoices advanced by USC18 and USC32.



# TEA NEWS AROUND THE GLOBE



## MOMBASA MARKET – Continued ;

### DUST1:

**Best** – Firm to USC13 below last prices.

**Brighter** – Steady to easier by USC3.

**Mediums** – Most KTDA mediums were neglected with only a few lines absorbed at the price limit. Plantation mediums were easier by up to USC24.

**Lower Medium** – Lost up to USC28.

**Plainer** – Eased by up to USC25.

### SECONDARY GRADES (\$1)

In the Secondary Catalogues, **BP**s eased while **PF**s were irregular but on balance lower. Clean well sorted coloury **Fannings** eased with **similar DUSTs** about steady. **Other Fannings** irregularly shed value with **DUSTs** discounted. **BMF**s were readily absorbed.

QUOTATIONS	BROKENS	FANNINGS
Best	270 – 414	267 – 307
Good	255 – 292	266 – 284
Good Medium	255 – 285	266 – 277
Medium (KTDA)	250 – 296	244 – 271
Medium (Plantations)	170 – 260	154 – 241
Lower Medium	114 – 192	120 – 216
Plainer	107 – 148	108 – 180

AUCTION	KENYA 2022 \$	KENYA 2023 \$	TOTAL 2022 \$	TOTAL 2023 \$
01	2.64	2.40	2.45	2.25
02	2.61	2.38	2.43	2.22

SOURCE : AFRICA TEA BROKERS LTD.



# TEA NEWS AROUND THE GLOBE



## CHITTAGONG MARKET

SALE NO.37 – 16<sup>TH</sup> JANUARY 2023

**CTC LEAF:** 55,190 packages of Current Season teas on offer met with quite a good demand.

**BROKENs:** A small weight of clean Brokenes were quite strongly competed for and were dearer in line with quality. Medium grades were in fair demand and were slightly easier with a few withdrawals. Plain types met with very little competition and declined further with more withdrawals. BLF teas met with less withdrawals at about firm rates.

**FANNINGS:** A few bright Fannings on offer met with a stronger demand and were dearer with quality. Good varieties met with fair interest and were about steady. Mediums met with less interest but were a little easier with more withdrawals. Plain teas were again easier with withdrawals. BLF teas met with less withdrawals at about firm rates

**CTC DUST:** 12,776 packages of Current Season teas on offer met with a fair demand. Bright liquoring Dusts sold well at Tk.5/- to Tk.10/- higher than last. Other good liquoring Dusts were around last levels Mediums also met with fair demand at Tk. 5/- to Tk. 10/- lower than last. Plain and BLF Dusts met with a fair demand with some withdrawals. Blenders were fairly active with some interest from the Loose tea buyers.

**COMMENTS:** A bright feature of the sale was the continued interest for good liquoring types which were keenly sought after by the Blenders. Loose tea buyers lent only some support. Plain reprints suffered heavy withdrawals and where sold registered a sharper decline in price.

Dusts sold well with some withdrawals.

**Our catalogue: (Sale 37) Avg: Tk 212.78, Sold 72.8 % & (Sale 36) Avg: Tk 219.62, sold 76.6 %.**

### Quotations – This Week – (In Taka)

Brokenes	This Week	Last Week	Fannings	This week	Last Week	Dust	This week	Last Week
Large	215-230 nom	215-230 nom	Best	225-250	225-245	PD	180-260	196-199
Medium	210-220	210-225	Good	220-225	215-225	RD	100-310	103-318
Small	210-220	210-225	Medium	200-210	200-210	D	148-280	141-287
Plain	150-170	160-180	Plain	160-170	160-180	CD	155-400	163-348
BLF	130-150	125-140	BLF	130-150	125-140	BLF	145-200	135-205

Exchange Rates 16<sup>th</sup> January 2023 Sterling Pound: Tk. 125.1132, dollar: Tk. 102.0000

SOURCE : NATIONAL BROKERS LTD







## SILIGURI MARKET

SALE NO. 02 – SALE OF 14<sup>TH</sup> JANUARY 2023

### 1. MARKET DESCRIPTION :

- DEMAND - GOOD FOR LEAF AND STRONG FOR DUST.
- WHILST LEVELS EASED IN THE LEAF CATEGORY, DUSTS WERE AROUND LAST.
- DOMESTIC TRADE AND TRADITIONAL BLENDERS WERE ACTIVE, WITH SOME SUPPORT FROM EXPORTERS.

### 2. TOTAL AUCTION WEIGHTED AVERAGE ( ₹ )

	2022-23			2021-22			UPTO SALE - 2		
	SALE - 2	SALE - 1	+/-	SALE - 2	SALE - 1	+/-	2022-23	2021-22	2020-21
CTC	144.43	150.37	-5.94	152.08	155.91	-3.83	180.10	180.92	206.82
DUST	152.85	153.54	-0.69	152.22	151.15	1.07	177.88	169.47	200.88
TOTAL	145.16	150.69	-5.53	152.10	155.38	-3.28	179.85	179.63	206.11

SOURCE: PARCON INDIA PVT LTD

## GUWAHATI MARKET

SALE NO. 02 – SALE OF 12<sup>TH</sup> JANUARY 2023

### 1. MARKET DESCRIPTION :

- IMPROVED DEMAND.
- ALL SORTS SOLD AT EASIER LEVELS. SELECT CLEANER, BLACKER MEDIUM BROKENS & PREMIUM DUST WITNESSED COMPETITION.
- MAJOR BLENDERS OPERATED AT REDUCED AVERAGES.
- SOME WESTERN INDIA BUYING SEEN ON THE QUALITY REPRINTS WHICH EVENTUALLY GAINED.
- INTERNAL ACTIVE ON MEDIUM & PLAINER SORTS.
- EXPORTERS WERE VERY SELECTIVE AT LOWER LEVELS.

### 2. TOTAL AUCTION WEIGHTED AVERAGE ( ₹ )

	2022-23			2021-22			UPTO SALE - 2		
	SALE - 2	SALE - 1	+/-	SALE - 2	SALE - 1	+/-	2022-23	2021-22	2020-21
CTC	143.50	146.40	-2.89	153.48	154.29	-0.81	192.86	185.35	223.74
DUST	148.43	152.51	-4.08	146.69	152.78	-6.09	195.99	181.06	234.23
TOTAL	144.77	148.01	-3.23	151.41	153.82	-2.41	193.72	184.09	227.12

SOURCE: PARCON INDIA PVT LTD





# TEA NEWS AROUND THE GLOBE

## KOLKATA ORTHODOX / CTC MARKET

SALE NO. 02 – SALE OF 13<sup>TH</sup> JANUARY 2023

### 1. MARKET DESCRIPTION :

- IMPROVED DEMAND.
- CLEAN, WELL MADE SORTS GENERALLY MAINTAINED LEVELS AND WERE READILY ABSORBED.
- THE REMAINDER WERE IRREGULAR AND LOWER FOLLOWING QUALITY WITH THE BROWNER STALKIER SORTS AT TIMES SUFFERING DISCOUNTS/WITHDRAWALS.

	WHOLE LEAF		BROKENS		FANNINGS
	1ST LINE	2ND LINE	LARGER	SMALLER	LEAFY
BEST	320+	270-300+	250-280+	230-260+	170-190+
GOOD	240-290	220-260	200-240	190-220	140-160+
MEDIUM	200-230	170-210	150-200	140-180	100-130

### 1. MARKET DESCRIPTION :

- DEMAND – FAIR FOR LEAF & GOOD FOR DUST.
- BRIGHTER LIQUORING ASSAMS & RE-PRINTED INVOICES WERE READILY ABSORBED. REMAINDER WERE IRREGULAR AND LOWER WITH FAIR WITHDRAWALS, PARTICULARLY FOR PLAINER ASSAMS.
- GOOD DOOARS WERE STEADY WHILE THE MEDIUM & PLAINER SORTS OFTEN TENDED LOWER.
- DUST WITNESSED BETTER ENQUIRY WITH THE LIQUORING ASSAMS BEING WELL COMPETED FOR.
- MAJOR BLENDERS OPERATED. IMPROVED ENQUIRY FROM WI WITH SUPPORT FROM EXPORTERS & OTHER PACKERS.

### 2. TOTAL AUCTION WEIGHTED AVERAGE ( ₹ )

	2022-23			2021-22			UPTO SALE - 2		
	SALE - 2	SALE - 1	+/-	SALE - 2	SALE - 1	+/-	2022-23	2021-22	2020-21
CTC	164.56	168.63	-4.07	175.27	181.02	-5.76	214.15	207.53	232.36
DUST	164.68	174.62	-9.94	177.14	179.14	-2.01	233.90	212.82	244.16
TOTAL	164.59	170.58	-5.99	175.77	180.46	-4.69	219.75	209.02	235.85

SOURCE: PARCON INDIA PVT LTD



# UPCOMING AUCTION DETAILS

Auction No.	05		04	
Dates	30 <sup>th</sup> / 31 <sup>ST</sup> January 2023		24 <sup>th</sup> / 25 <sup>th</sup> January 2023	
	No. of Lots	Qty – kg	No. of Lots	Qty – kg
Ex-Estate	689	745,187	822	942,777
Main Sale Total	9,333	4,288,158	11,549	5,817,207
High & Medium	1,209	496,164	1,573	712,893
Low Grown – Leafy	1,787	661,581	2,093	867,881
Low Grown – Semi Leafy	1,367	584,852	1,641	762,303
Low Grown Tippy	2,051	1,040,350	2,508	1,369,959
Premium / Flowery	461	74,682	499	86,667
Off Grades	2,005	1,008,892	2,624	1,407,084
Dust	453	421,637	611	610,420
Grand Total	10,022	5,033,345	12,371	6,759,984
Reprints	485	233,430	424	216,298
<b>Total No. of Lots on Offer</b>	<b>10,022</b>		<b>12,371</b>	
<b>Total Quantity on Offer (kg)</b>	<b>5,033,345</b>		<b>6,759,984</b>	



## SCHEDULED CLOSING DATES

Auction No.	Date of Sale	Ex-Estate	Main Sale
06	07 <sup>th</sup> / 08 <sup>th</sup> February 2023	19/01/2023	19/01/2023
07	14 <sup>th</sup> / 15 <sup>th</sup> February 2023	26/01/2023	26/01/2023
08	21 <sup>st</sup> / 22 <sup>nd</sup> February 2023	02/02/2023	02/02/2023

## PROMPT DATES

Auction No.	Buyers	Sellers
04	31/01/2023	01/02/2023
05	06/02/2023	07/02/2023
06	14/02/2023	15/02/2023



## ORDER OF SALE (SALE NO. 04 – 24<sup>TH</sup> / 25<sup>TH</sup> JANUARY 2023)

Main Sale Order – 1 (Leafy / Semi Leafy / Tippy / Premium / 1A)	Main Sale Order – 2 (H & M / Off Grade / Dust)	Ex-Estate
JOHN KEELLS PLC	MERCANTILE PRODUCE BROKERS (PVT) LTD	MERCANTILE PRODUCE BROKERS (PVT) LTD
LANKA COMMODITY BROKERS LTD	LANKA COMMODITY BROKERS LTD	LANKA COMMODITY BROKERS LTD
EASTERN BROKERS. LTD.	ASIA SIYAKA COMMODITIES PLC.	JOHN KEELLS PLC
MERCANTILE PRODUCE BROKERS (PVT) LTD	BARTLEET PRODUCE MARKETING (PVT) LTD	ASIA SIYAKA COMMODITIES PLC.
BARTLEET PRODUCE MARKETING (PVT) LTD	CEYLON TEA BROKERS PLC	BARTLEET PRODUCE MARKETING (PVT) LTD
FORBES & WALKER TEA BROKERS (PVT) LTD	JOHN KEELLS PLC	FORBES & WALKER TEA BROKERS (PVT) LTD
CEYLON TEA BROKERS PLC	EASTERN BROKERS. LTD.	CEYLON TEA BROKERS PLC
ASIA SIYAKA COMMODITIES PLC.	FORBES & WALKER TEA BROKERS (PVT) LTD	EASTERN BROKERS. LTD.

[ DB : HR / SG ]







“

Patience, persistence and perspiration make an unbeatable combination for success.

– *Napoleon Hill*

”