



# TEA MARKET REPORT

## JOHN KEELLS PLC

**SALE NO. 03 – 18<sup>TH</sup> / 19<sup>TH</sup> JANUARY 2022**

# ORDER OF SALE (SALE NO. 03 – 18<sup>TH</sup> / 19<sup>TH</sup> JANUARY 2022)

Main Sale Order – 1 (Leafy / Semi Leafy / Tippy / Premium / 1A)	Main Sale Order – 2 (H & M / Off Grade / Dust)	Ex-Estate
Ceylon Tea Brokers PLC	Forbes & Walker Tea Brokers (Pvt) Ltd	Eastern Brokers. Ltd.
Asia Siyaka Commodities PLC.	Mercantile Produce Brokers (Pvt) Ltd	Asia Siyaka Commodities PLC.
<b>JOHN KEELLS PLC</b>	Lanka Commodity Brokers Ltd	Forbes & Walker Tea Brokers (Pvt) Ltd
Lanka Commodity Brokers Ltd	Asia Siyaka Commodities PLC.	Lanka Commodity Brokers Ltd
Forbes & Walker Tea Brokers (Pvt) Ltd	Bartleet Produce Marketing (Pvt) Ltd	Ceylon Tea Brokers PLC
Eastern Brokers. Ltd.	Ceylon Tea Brokers PLC	Bartleet Produce Marketing (Pvt) Ltd
Mercantile Produce Brokers (Pvt) Ltd	<b>JOHN KEELLS PLC</b>	<b>JOHN KEELLS PLC</b>
Bartleet Produce Marketing (Pvt) Ltd	Eastern Brokers. Ltd.	Mercantile Produce Brokers (Pvt) Ltd



# AUCTION DETAILS

Auction No.	03	
Dates	18 <sup>th</sup> / 19 <sup>th</sup> January 2022	
	No. of Lots	Qty – kg
Ex Estate	638	726,431
Main Sale Total	9,368	4,377,908
High & Medium	1,178	559,514
Low Grown - Leafy	1,891	721,229
Low Grown - Semi Leafy	1,384	569,162
Low Grown Tippy	1,886	908,273
Premium / Flowery	402	66,716
Off Grades	2,126	1,075,084
Dust	501	477,930
Grand Total	10,006	5,104,339
Reprints	686	344,615
<b>Total No. of Lots Offered</b>	<b>10,006</b>	
<b>Total Quantity Offered (kg)</b>	<b>5,104,339</b>	

## PROMPT DATES

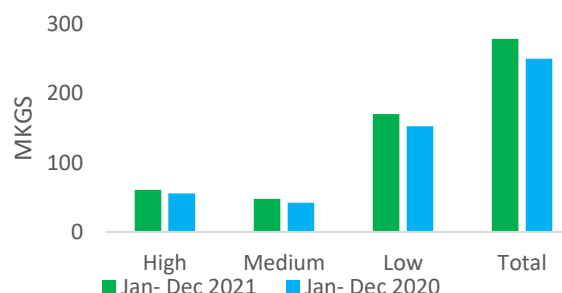
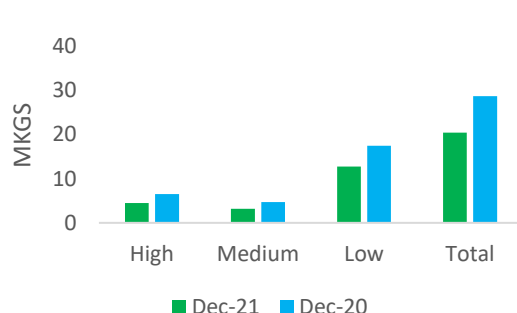
Auction No.	Buyers	Sellers
03	25/01/2022	26/01/2022



# COMMENTS

Sri Lanka harvested a crop of 20.4Mkg during the Month of December 2021 which is a negative variance of 28.8% when compared to the crop harvested in December 2020. Incidentally, this is the lowest production for the month of December since the year 2008 figure of 19.4Mkgs. The main contributor for the 20.4Mkg was from the Low Grown planting districts with 62.2%, followed by the High Grown at 22.1% and the Medium Grown at 15.7%. When compared with the 2020 harvest, negative variances have been recorded in the High Grown at 31%, Medium Grown at 32.2%, and the Low Grown at 27%.

Tea Production December 2021								
Black Tea Production According to Elevations								
Elevation	December (Kg)		Change	% Change	January to Date (Kg)		Change	% Change
	2021	2020			2021	2020		
High	4,510,771	6,537,989	(2,027,218)	-31.0%	65,270,995	62,242,494	3,028,501	4.87%
Medium	3,201,506	4,725,292	(1,523,786)	-32.2%	50,905,922	46,732,256	4,173,666	8.93%
Low	12,705,216	17,393,872	(4,688,656)	-27.0%	183,161,767	169,877,015	13,284,752	7.82%
<b>Total</b>	<b>20,417,493</b>	<b>28,657,154</b>	<b>(8,239,661)</b>	<b>-28.8%</b>	<b>299,338,684</b>	<b>278,851,765</b>	<b>20,486,919</b>	<b>7.35%</b>



Sri Lanka Tea Exports for the month of December 2021 was recorded at 24.1Mkg which is an increase of 1% when compared with the same period of the previous year. The average unit FOB value per kg. was Rs.38.24 above the average unit value per kg of 2020. The cumulative Export quantity for the year recorded a positive variance of 20.4Mkg against the corresponding period. The average FOB value recorded an increase of Rs.54.06 against last year's average FOB price. As a result, the value of Tea Exports for the period (Jan- Dec) in 2021 recorded a positive variance of Rs.33.1 billion over the previous year. Iraq has emerged as the leading importer of Sri Lanka Tea. The other major importers were Turkey, Russia, U.A.E and Iran.







## COMMENTS – Continued

The 0.72Mkg of Ex estate teas on offer met with fair demand. Select Best Western High Grown BOPs were firm to irregularly dearer at times, however the below best and plainer varieties were tending lower. Select Best Western High grown BOPFs were firm to a little easier following quality, the below best and plainer sorts were easier from last week's levels. Nuwara Eliya BOPs were firm to a little irregular at times, however the BOPFs mostly remained unsold. Udapusellawa BOPs were firm, the BOPFs were firm to dearer following quality. Uva BOPs maintained, the BOPFs were irregularly lower. Low grown CTC BP1s were dearer, the High and Medium sorts were tending irregular. Low Grown CTC PF1s were dearer, the High and Medium sorts were firm.

The 2.2 million kilograms of Low Grown teas which were on offer met with good demand. In the leafy segment, select best OPs were firm whilst the others appreciated in price. Well-made OPAs maintained last price levels whilst the others gained. Select best OP1s met with mixed demand with the balance appreciating. In the Semi Leafy segment, BOP1s continued to attract good demand. The demand as well as prices of the Pekoe varieties declined by a few rupees. The top end of the Pekoe1s were marginally lower whilst the others improved. In the Small Leaf segment, FBOPs maintained last levels. The momentum from the last week's auction continued for all FBOPF1 grades whilst the FBOPFs too sold at healthy levels. BOP, BOPF and BOP.SP sold at improved levels. All Premium Flowery teas improved on last week's levels.

Russia, Iran and the C.I.S. countries lent excellent support whilst Turkey was selective. Libya and Iraq too showed improved demand.

### ALL TIME RECORD PRICES OBTAINED IN THE JK PLC CATALOGUE

Garden Mark	Grade	Price Rs.	Category	Management Company/ Proprietor
Kenilworth	BOP	1200.00	Western Medium	Hatton Plantations PLC.
Venture	FBOPF1	1060.00	Western High	Madulsima Plantations PLC.
Halpewatte Uva	BOP.SP	1000.00	Uva Medium	Halpewatte Estate (Pvt.) Ltd.
Aislaby	FBOPF1	1040.00	Uva High	Malwatte Valley Plantations PLC.



## MARKET DESCRIPTION

### Western Teas

Select best BOPs were firm, the below best and plainer varieties were easier by Rs.10/- to Rs.20/-. A few selected invoices of select best BOPFs were firm to a little dearer, however the below best and plainer varieties were easier by Rs.10/- to Rs.20/-. Medium BOPs were firm, the BOPFs too followed a similar trend.

### Nuwara Eliya Teas

BOPs were firm to a little dearer, however the BOPFs mostly remained unsold.

### Uva Teas

BOPs were firm, the BOPFs were easier by Rs.20/- to Rs.30/-. Uda pussellawa BOPs were firm, the BOPFs were dearer by Rs.10/- to Rs.20/- following quality.

### CTC Teas

Low Grown BP1s were dearer, the High and Medium sorts were irregular. Low Grown PF1s were dearer, the High and Medium sorts were firm to irregularly dearer following quality.

## QUOTATIONS

	BOP – RS.	BOPF – RS.
Good Westerns	710 – 820	730 – 890
Average Westerns	660 – 700	690 – 720
Plainer Westerns	600 – 650	660 – 680
Western Mediums	580 – 1200	500 – 760
Uva Teas	580 – 700	500 – 700
Nuwara Eliya Teas	690 – 780	630 – 690
Uda Pussellawa Teas	500 – 700	630 – 690
CTC (BP1 and PF1)	450 – 740	440 – 920





# MARKET DESCRIPTION

## Low Grown

Select best OP1s met with irregular demand, best and below best types gained by Rs.30/- to Rs.50/-, secondaries too met with fair demand. Better twisted BOP1s were firm to dearer, others too met with good demand. Well-made OPs gained by Rs.10/- to Rs.20/- and more at times, below best types were irregular, secondaries met with fair demand. Select best OPAs were firm, best types were irregular, below best and poorer sorts gained from last week's closing levels. Select best and best Pekoes met with lower demand, bold Pekoes too shed irregularly. Shotty Pekoe1s were dearer by Rs.20/- to Rs.30/-, others too gained from last week's price levels.

Select best well-made BOPs were dearer by Rs.5/- to Rs.10/-, best and below best types too were dearer by Rs.5/- to Rs.10/-, secondary types were firm. Select best and best BOP.SP.s and BOPF.SP.s met with good demand, others were firm. BOPFs followed a similar trend. Select best and best FBOPF1s were dearer by Rs.10/- to Rs.20/- and more at times, others too were dearer by Rs.5/- to Rs.10/-. Well-made FBOPs in the select best category were dearer by Rs.10/- to Rs.20/-, best types were dearer by Rs.5/- to Rs.10/-, below best and secondary types were firm. FBOPF varieties met with good demand. All Premium Flowery teas were dearer by Rs.10/- to Rs.20/-.

## Off Grades

Select best and best FGS1s were easier by Rs.10/-, below best and poorer types were firm. Select best and best BMs were dearer by Rs.10/- to Rs.20/-, below best and poorer types showed a similar trend. All BPs were dearer by Rs.20/- to Rs.30/-. Select best and best BOP1As were dearer, whilst below best and poorer types maintained last week's levels.

## Dust

Select best and best Dust1s were irregularly lower by Rs.5/- to Rs.10/-, below best types were firm to dearer by Rs.10/-, poorer sorts sold at last levels. Best High and Medium CTCs were firm to dearer by Rs.5/- to Rs.10/-. Low Grown CTCs met with fair demand and sold at last levels. Low Grown Dust/ Dust1s were dearer by Rs.10/-.



# QUOTATIONS

	Select Best	Best	Below Best	Others
<b>LIQUORING</b>				
DUST-1	680.00 - 1000.00	580.00 - 670.00	500.00 - 570.00	400.00 - 480.00
<b>OFF GRADES</b>				
FGS1	660.00 - 710.00	610.00 - 650.00	500.00 - 600.00	370.00 - 490.00
FGS	540.00 - 620.00	500.00 - 530.00	420.00 - 490.00	350.00 - 410.00
<b>LOW GROWNS</b>				
FBOPF / FFSP / FFEXSP	2400.00 - 3700.00	1300.00 - 2200.00	800.00 - 1100.00	650.00 - 740.00
BOP	900.00 - 1500.00	720.00 - 880.00	620.00 - 700.00	480.00 - 600.00
BOPSP	850.00 - 1250.00	630.00 - 820.00	550.00 - 620.00	420.00 - 530.00
BOPF	750.00 - 1250.00	620.00 - 720.00	480.00 - 600.00	380.00 - 460.00
FBOPF1	950.00 - 1400.00	820.00 - 920.00	680.00 - 800.00	520.00 - 650.00
FBOP	920.00 - 1600.00	760.00 - 880.00	660.00 - 740.00	480.00 - 620.00
BOP1	1250.00 - 1950.00	1000.00 - 1150.00	900.00 - 960.00	600.00 - 640.00
OP1	1400.00 - 2450.00	1150.00 - 1300.00	970.00 - 1100.00	450.00 - 600.00
OP	800.00 - 1000.00	760.00 - 780.00	660.00 - 750.00	550.00 - 570.00
OPA	750.00 - 1100.00	650.00 - 720.00	550.00 - 630.00	420.00 - 470.00
PEKOE	800.00 - 1550.00	650.00 - 700.00	530.00 - 620.00	470.00 - 500.00
PEKOE1	930.00 - 1500.00	680.00 - 780.00	580.00 - 650.00	460.00 - 520.00
DUST / DUST1	500.00 - 570.00	400.00 - 490.00	360.00 - 390.00	330.00 - 380.00





- **Top Prices**
- **Colombo Auction Averages**
- **All Brokers Private Sale Figures**



# TOP PRICES (SALE NO. 03 – 18<sup>TH</sup> / 19<sup>TH</sup> JANUARY 2022)



WESTERN HIGH			
BOP		Norwood	820.00
		Ingestre	820.00
BOPSP		Queensberry	890.00
BOPF/BOPFSP		Dessford	890.00
FBOP/FBOP1		Weddemulla	1160.00
		Glenloch	1160.00
FBOPF/FBOPF1	*+	<b>Venture</b>	<b>1060.00</b>
BOP1		Weddemulla	880.00
OP/OPA	*	<b>Inverness</b>	<b>780.00</b>
	*	<b>Venture</b>	<b>750.00</b>
OP1	*	<b>Venture</b>	<b>1000.00</b>
PEKOE/PEKOE1		Somerset	830.00

WESTERN MEDIUM			
BOP	*+	<b>Kenilworth</b>	<b>1200.00</b>
BOPSP		Windsorforest	980.00
		Ancoombra	980.00
		Hatale	980.00
BOPF/BOPFSP		Ancoombra	840.00
FBOP/FBOP1		Hatale	1400.00
FBOPF/FBOPF1	*	<b>Nayapane</b>	<b>1080.00</b>
		Galgewatte	1080.00
BOP1	*	<b>Nayapane</b>	<b>1180.00</b>
OP/OPA		Cooroondoowatte	870.00
OP1		New Rothschild	1060.00
PEKOE/PEKOE1		New Fernland	1160.00

UDA PUSSELLAWA			
BOP		Luckyland	700.00
BOPSP	+	Delmar	870.00
BOPF/BOPFSP		Kirklees	690.00
		Luckyland	690.00
		Ragalla	690.00
FBOP/FBOP1		Gordon	880.00
FBOPF/FBOPF1		Gordon	890.00
BOP1		-	
OP/OPA		Gordon	710.00
OP1		Delmar	680.00
PEKOE/PEKOE1		Blairlmond	690.00

UVA HIGH			
BOP	*	<b>Aislaby</b>	<b>920.00</b>
		Glenanore	920.00
BOPSP		Craig	960.00
BOPF/BOPFSP		Uva Highlands	940.00
FBOP/FBOP1	+	Aislaby	1350.00
FBOPF/FBOPF1	*+	<b>Aislaby</b>	<b>1040.00</b>
BOP1	*	<b>Uva Highlands</b>	<b>1160.00</b>
OP/OPA	*	<b>Glenanore</b>	<b>800.00</b>
OP1	++	Glenanore	1000.00
PEKOE/PEKOE1	*	<b>Ellathota Uva</b>	<b>870.00</b>

UVA MEDIUM			
BOP	*	<b>Demodera "S"</b>	<b>1020.00</b>
BOPSP	*+	<b>Halpewatte Uva</b>	<b>1000.00</b>
BOPF/BOPFSP		Dickwella	980.00
FBOP/FBOP1		Dickwella	1180.00
FBOPF/FBOPF1		Demodera "S"	1040.00
BOP1	++	Demodera "S"	1300.00
OP/OPA		Dickwella	850.00
OP1		Tinioya	920.00
PEKOE/PEKOE1		Dickwella	900.00

CTC HIGH			
PF1	*	<b>Dunsinane CTC</b>	<b>720.00</b>
BP1	*	<b>Ulugedera CTC</b>	<b>550.00</b>
BPS		Mount Vernon CTC	590.00
OF		-	

CTC MEDIUM			
PF1		New Peacock CTC	650.00
BP1		Donside CTC	570.00
BPS		Donside CTC	570.00
OF		-	

NUWARA ELIYA			
BOP		Mahagastotte	700.00
BOPF/BOPFSP		Kenmare	600.00
FBOP/FBOP1	*	<b>Kenmare</b>	<b>920.00</b>
OP/OPA		Mahagastotte	700.00
PEKOE/PEKOE1		Mahagastotte	830.00
		Court Lodge	830.00

CTC LOW			
PF1	*	<b>Hingalgoda CTC</b>	<b>920.00</b>
	*	<b>Ceciliyan CTC</b>	<b>920.00</b>
BP1	*	<b>Ceciliyan CTC</b>	<b>740.00</b>
BPS		Ross Feld CTC	510.00
OF		-	



# TOP PRICES (SALE NO. 03 – 18<sup>TH</sup> / 19<sup>TH</sup> JANUARY 2022)



LOW			
BOP	*	<b>Ceciliyan</b>	<b>1500.00</b>
BOPSP		Graceland	1250.00
	*	<b>Cee Tee Hills</b>	<b>1180.00</b>
BOPF		Hidellana	1250.00
BOPFSP		Sithaka	1500.00
	*	<b>Kiruwanaganga</b>	<b>1250.00</b>
FBOP		Gunawardana	1600.00
FBOP1		Hidellana	1400.00
FBOPF		Waulugala Group	1450.00
FBOPF1		Golden Garden	1400.00
BOP1		Sithaka	1950.00
OP1		Pothotuwa	2450.00
OP		New Deniyaya	1000.00
OPA		Liyonta	1100.00
PEKOE		Golden Garden	1550.00
PEKOE1		Hidellana	1500.00

PREMIUM			
FBOPFSP		Graceland	3200.00
FBOPFEXSP		New Deniyaya	3700.00
FBOPFEXSP1		Kendalanda	3000.00

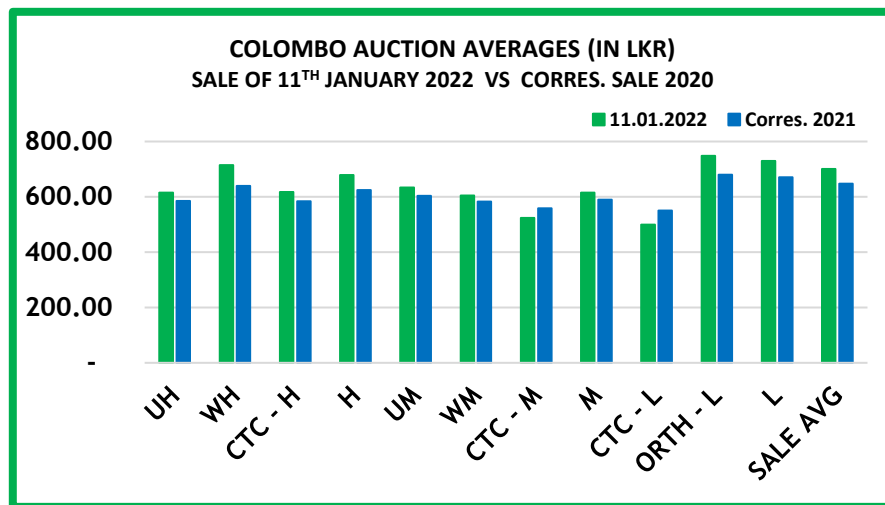
DUST			
DUST1		Mattakelle	1000.00
P.DUST	*	<b>Ceciliyan CTC</b>	<b>780.00</b>

OFF GRADES			
FNGS/FNGS1	*	<b>Gouravilla</b>	<b>710.00</b>
PFNGS	**	<b>Hingalgoda CTC</b>	<b>700.00</b>
BM	+	Gunawardana	880.00
BP	+	Maratenne	920.00
BOP1A	+	Golden Garden	840.00

**\*\* MORE THAN ONE TOP PRICE OBTAINED**  
**\* TEAS SOLD BY JOHN KEELLS PLC**  
**+ ALL TIME RECORD PRICE**  
**++ ALL TIME RECORD PRICE EQUALED**

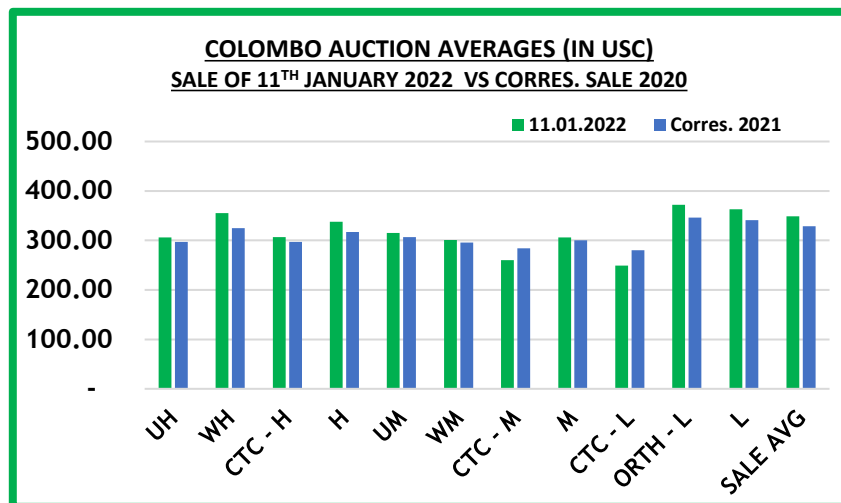


# COLOMBO AUCTION AVERAGES



	Sale of 05/01/2022 In LKR	Sale of 11/01/2022 In LKR	Corres. 2021 In LKR
Uva High Grown	604.30	614.90	584.82
Western High Grown	702.62	714.92	638.98
CTC High Grown	619.86	617.92	583.98
<b>Summary of High Grown</b>	<b>665.45</b>	<b>678.78</b>	<b>624.25</b>
Uva Medium Grown	614.76	633.94	603.83
Western Medium Grown	556.52	604.80	583.04
CTC Medium Grown	510.20	523.60	558.60
<b>Summary of Medium Grown</b>	<b>577.38</b>	<b>614.96</b>	<b>589.54</b>
CTC Low Grown	521.40	499.93	549.94
Orthodox Low Grown	697.92	747.75	680.30
<b>Summary of Low Grown</b>	<b>684.83</b>	<b>729.42</b>	<b>671.02</b>
<b>TOTAL SALE AVERAGE</b>	<b>662.27</b>	<b>701.16</b>	<b>647.49</b>

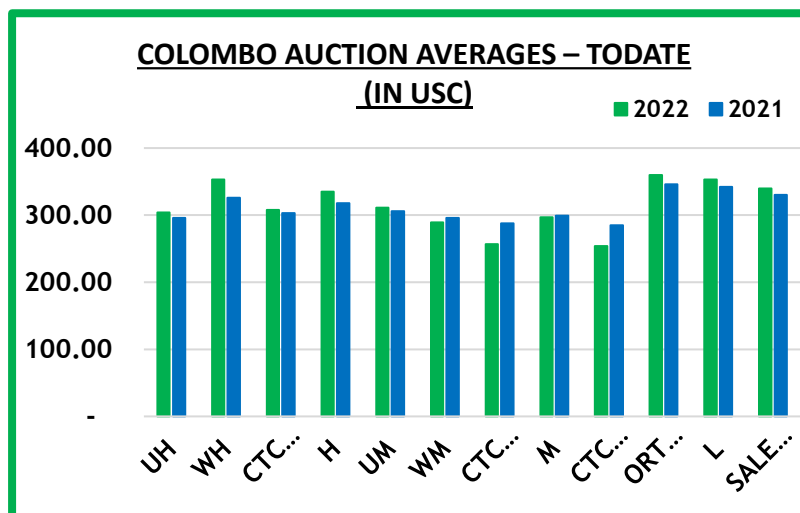
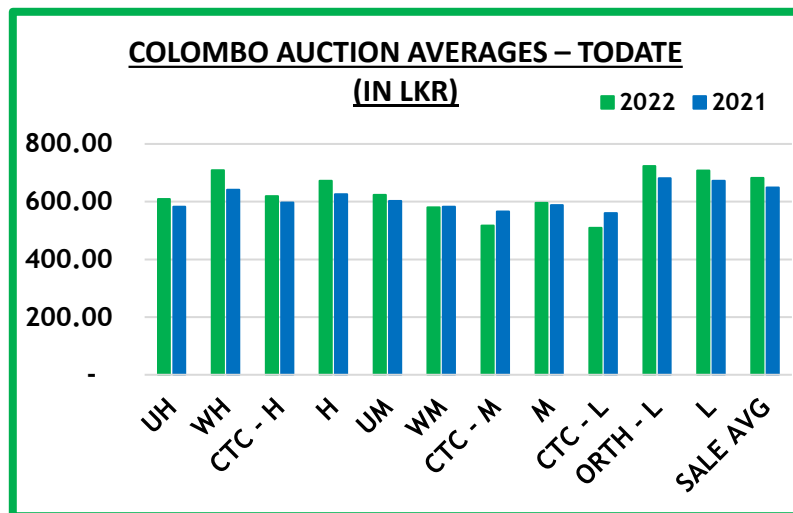
# COLOMBO AUCTION AVERAGES



	Sale of 05/01/2022 In USC	Sale of 11/01/2022 In USC	Corres. 2021 In USC
Uva High Grown	301	306	297
Western High Grown	350	355	325
CTC High Grown	309	307	297
<b>Summary of High Grown</b>	<b>331</b>	<b>338</b>	<b>317</b>
Uva Medium Grown	306	315	307
Western Medium Grown	277	301	296
CTC Medium Grown	254	260	284
<b>Summary of Medium Grown</b>	<b>288</b>	<b>306</b>	<b>300</b>
CTC Low Grown	260	249	280
Orthodox Low Grown	348	372	346
<b>Summary of Low Grown</b>	<b>341</b>	<b>363</b>	<b>341</b>
<b>TOTAL SALE AVERAGE</b>	<b>330</b>	<b>349</b>	<b>329</b>



# COLOMBO AUCTION AVERAGES



January to Date (Sale No.02)	2022 LKR	2021 LKR	2022 USC	2021 USC
Uva High Grown	609.59	582.30	304	296
Western High Grown	708.98	640.99	353	326
CTC High Grown	618.76	596.95	308	303
<b>Summary of High Grown</b>	<b>672.25</b>	<b>625.65</b>	<b>335</b>	<b>318</b>
Uva Medium Grown	623.96	602.13	311	306
Western Medium Grown	580.18	582.54	289	296
CTC Medium Grown	516.49	565.88	257	288
<b>Summary of Medium Grown</b>	<b>595.66</b>	<b>588.43</b>	<b>297</b>	<b>299</b>
CTC Low Grown	509.45	560.41	254	285
Orthodox Low Grown	723.19	680.87	360	346
<b>Summary of Low Grown</b>	<b>707.49</b>	<b>672.48</b>	<b>353</b>	<b>342</b>
<b>TOTAL SALE AVERAGE</b>	<b>681.90</b>	<b>648.48</b>	<b>340</b>	<b>330</b>





# COLOMBO AUCTION AVERAGES

FROM 01 <sup>ST</sup> TO 11 <sup>TH</sup> JANUARY 2022	LKR
Uva High Grown	612.01
Western High Grown	718.27
<b>Summary of High Grown</b>	<b>680.21</b>
Uva Medium Grown	620.46
Western Medium Grown	581.75
<b>Summary of Medium Grown</b>	<b>595.54</b>
<b>Summary of Low Grown</b>	<b>705.79</b>
<b>TOTAL SALE AVERAGE</b>	<b>682.01</b>



# ALL BROKERS PRIVATE SALE FIGURES (FOR THE PERIOD – 10<sup>TH</sup> TO 15<sup>TH</sup> JANUARY 2022)

	WEEKLY	TODATE
High & Medium	43,404.00	102,352.50
Low	6,959.00	12,367.00
Green Tea	48,212.00	72,135.00
Organic Tea	13,238.00	17,692.00
BMF	148,870.00	457,106.00
Direct Sales	-	-
Forward Contract	43,740.00	50,460.00





- **Crop and Weather**
- **Crop Figures**
- **Export Figures**
- **Tea News**

## CROP AND WEATHER - FOR THE PERIOD OF – 10<sup>TH</sup> TO 16<sup>TH</sup> JANUARY 2022



### **Western**

Bright weather was experienced throughout the week in Dickoya, Agarapatana, Bogowantalawa and Talawakelle districts.



### **Nuwara Eliya**

Bright weather was recorded throughout the week in Nuwara Eliya and Kandapola districts.



### **Uva**

Mostly Bright weather was experienced throughout the week with light showers at the end of the week in Bandarawella and Haputale districts.



### **Low Grown**

Bright mornings with occasional heavy evening showers were recorded throughout the week in Galle, Rathnapura and Deniyaya districts.



### **Crop**

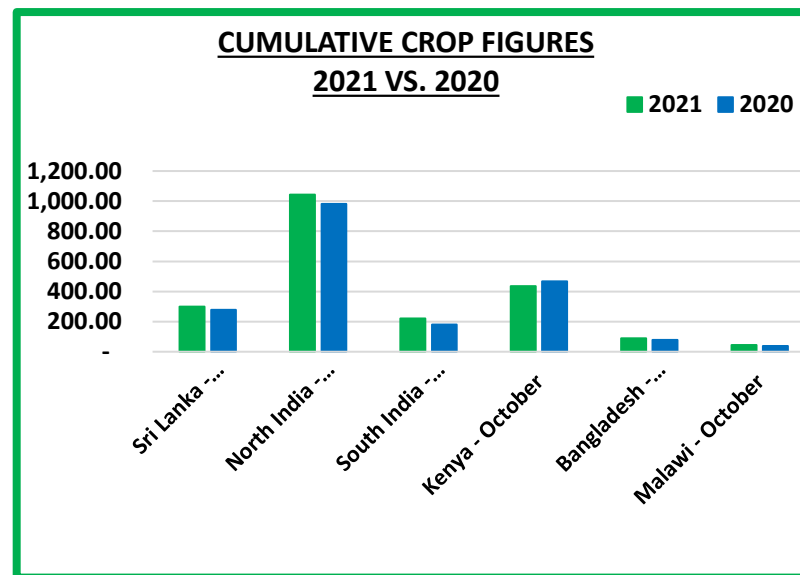
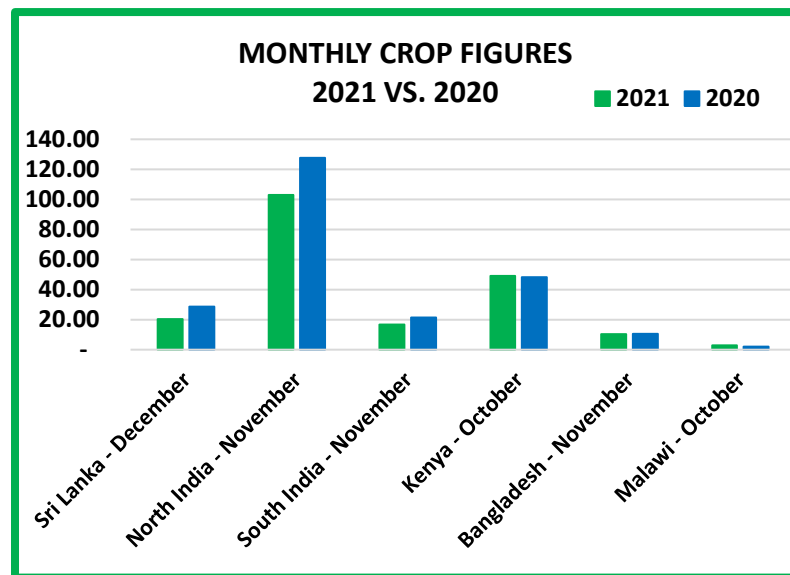
Crop intakes are moderate.



# CROP FIGURES OF MAJOR PRODUCING & EXPORTING COUNTRIES

Country	Month	2021	2020	Cumulative + Inc. / Dec.	Cumulative	2021	2020	Cumulative + Inc. / Dec.
Sri Lanka	December	20.41	28.65	- 8.24	Upto December	299.33	278.85	+ 20.48
North India	November	103.01 (E)	127.58	- 24.57	Upto November	1043.72(E)	981.85	+ 61.87
South India	November	16.63(E)	21.42	- 4.79	Upto November	220.81 (E)	180.17	+ 24.01
Kenya	October	49.0	48.30	+ 0.70	Upto October	434.60	467.40	- 32.8
Bangladesh	November	10.24	10.50	- 0.26	Upto November	89.57	79.43	+ 10.14
Malawi	October	2.93	2.12	+ 0.81	Upto October	45.39	38.53	+ 6.86

(E) - Estimated





# SRI LANKA TEA CROP

We give below the Sri Lanka Tea Crop for the month of December 2021 together with January / December 2021, and the corresponding figures for 2020.

	DECEMBER		JANUARY – DECEMBER	
	2021	2020	2021	2020
<b>ORTHODOX</b>				
High Grown	3,929,089	5,831,624	58,061,785	55,918,053
Medium Grown	2,506,042	3,703,030	40,817,871	37,582,117
Low Grown	11,782,361	16,213,025	171,691,951	159,224,731
<b>TOTAL</b>	<b>18,217,491</b>	<b>25,747,680</b>	<b>270,571,607</b>	<b>252,724,901</b>
<b>CTC</b>				
High Grown	486,016	618,326	5,872,243	5,309,944
Medium Grown	596,283	933,406	8,898,474	8,252,911
Low Grown	922,822	1,171,859	11,423,984	10,536,317
<b>TOTAL</b>	<b>2,005,120</b>	<b>2,723,590</b>	<b>26,194,701</b>	<b>24,099,171</b>
<b>TOTAL BLACK PRODUCTION</b>				
High Grown	4,415,105	6,449,949	63,934,028	61,227,996
Medium Grown	3,102,324	4,636,436	49,716,345	45,835,027
Low Grown	12,705,182	17,384,884	183,115,935	169,761,048
<b>TOTAL</b>	<b>20,222,611</b>	<b>28,471,270</b>	<b>296,766,308</b>	<b>276,824,071</b>
<b>GREEN TEA</b>				
High Grown	95,666	88,040	1,336,967	1,014,498
Medium Grown	99,182	88,856	1,189,577	897,229
Low Grown	34	8,988	45,831	115,967
<b>TOTAL</b>	<b>194,882</b>	<b>185,884</b>	<b>2,572,375</b>	<b>2,027,694</b>
<b>TOTAL PRODUCTION</b>				
High Grown	4,510,771	6,537,989	65,270,995	62,242,494
Medium Grown	3,201,506	4,725,292	50,905,922	46,732,256
Low Grown	12,705,216	17,393,872	183,161,767	169,877,015
<b>TOTAL</b>	<b>20,417,493</b>	<b>28,657,154</b>	<b>299,338,684</b>	<b>278,851,765</b>

SOURCE : SRI LANKA TEA BOARD





# SRI LANKA TEA CROP - Continued;



Tea Production December 2021								
Black Tea Production According To Elevations								
Elevation	December (Kg)				January to Date (Kg)			
	2021	2020	Change	% Change	2021	2020	Change	% Change
High	4,510,771	6,537,989	(2,027,218)	-31.0%	65,270,995	62,242,494	3,028,501	4.87%
Medium	3,201,506	4,725,292	(1,523,786)	-32.2%	50,905,922	46,732,256	4,173,666	8.93%
Low	12,705,216	17,393,872	(4,688,656)	-27.0%	183,161,767	169,877,015	13,284,752	7.82%
<b>Total</b>	<b>20,417,493</b>	<b>28,657,154</b>	<b>(8,239,661)</b>	<b>-28.8%</b>	<b>299,338,684</b>	<b>278,851,765</b>	<b>20,486,919</b>	<b>7.35%</b>
Tea Production According To Categories								
Production	December (Kg)				January to Date (Kg)			
	2021	2020	Change	% Change	2021	2020	Change	% Change
Orthodox	18,217,491	25,747,680	(7,530,189)	-29.2%	270,571,607	252,724,901	17,846,706	7.06%
CTC	2,005,120	2,723,590	(718,470)	-26.4%	26,194,701	24,099,171	2,095,530	8.70%
Green Tea	194,882	185,884	8,998	4.8%	2,572,375	2,027,694	544,681	26.86%
<b>Total</b>	<b>20,417,493</b>	<b>28,657,154</b>	<b>(8,239,661)</b>	<b>-28.8%</b>	<b>299,338,684</b>	<b>278,851,765</b>	<b>20,486,919</b>	<b>7.35%</b>

SOURCE : SRI LANKA TEA BOARD



# SRI LANKA TEA EXPORTS



DESCRIPTION	QTY (KG)	VALUE (RS)	APPROX.AV.UNIT FOB VALUE PER KG.RS/CTS
<b>DECEMBER 2021</b>			
Instant Tea	302,342.59	491,453,996.00	1,625.49
Tea in Packets	10,605,319.32	8,929,305,018.00	841.96
Green Tea	387,368.27	914,040,039.00	2,359.62
Tea in Bags	2,370,605.90	3,894,426,595.00	1,642.80
Tea in Bulk	10,502,655.79	8,051,301,194.00	766.60
<b>Total</b>	<b>24,168,291.87</b>	<b>22,280,526,842.00</b>	<b>921.89</b>
<b>DECEMBER 2020</b>			
Instant Tea	241,426.55	390,795,220.00	1,618.69
Tea in Packets	11,183,648.06	9,287,794,692.00	830.48
Green Tea	306,944.05	667,623,320.00	2,175.07
Tea in Bags	2,117,150.11	3,145,002,644.00	1,485.49
Tea in Bulk	10,081,447.40	7,654,961,061.00	759.31
<b>Total</b>	<b>23,930,616.17</b>	<b>21,146,176,937.00</b>	<b>883.65</b>
<b>JANUARY / DECEMBER 2021</b>			
Instant Tea	3,031,600.41	5,246,684,403.00	1,730.66
Tea in Packets	128,343,818.54	110,393,095,079.00	860.14
Green Tea	4,587,515.69	10,391,116,373.00	2,265.09
Tea in Bags	24,665,247.46	39,618,585,739.00	1,606.25
Tea in Bulk	125,387,901.29	97,703,961,065.00	779.21
<b>Total</b>	<b>286,016,083.39</b>	<b>263,353,442,659.00</b>	<b>920.76</b>
<b>JANUARY / DECEMBER 2020</b>			
Instant Tea	2,843,139.12	4,106,931,101.00	1,444.51
Tea in Packets	118,176,530.83	96,873,522,924.00	819.74
Green Tea	4,126,372.76	8,393,438,354.00	2,034.10
Tea in Bags	22,172,735.57	31,841,051,733.00	1,436.05
Tea in Bulk	118,250,595.73	88,954,974,694.00	752.26
<b>Total</b>	<b>265,569,374.00</b>	<b>230,169,918,806.00</b>	<b>866.70</b>



# MAJOR IMPORTERS OF SRI LANKA TEA

## JANUARY / DECEMBER 2021

COUNTRY	BULK TEA	PACKETED TEA	TEA BAG	INSTANT TEA	GREEN TEA	TOTAL 2021	TOTAL 2020
IRAQ	5,278,815.00	36,992,484.45	163,133.29	-	20,831.02	42,455,263.76	33,377,320.18
TURKEY	7,455,274.20	21,991,983.60	261,049.20	-	33,253.97	29,741,560.97	38,866,312.05
RUSSIA	22,073,314.25	4,053,976.19	667,525.31	595.55	561,440.79	27,356,852.09	29,608,372.75
U.A.E.	15,804,953.74	6,408,082.48	501,774.24	320.61	433,958.50	23,149,089.57	8,670,345.95
IRAN	8,312,095.00	7,458,188.74	49,570.49	-	13,733.39	15,833,587.62	15,127,066.61
CHINA	12,147,043.73	1,529,318.24	268,220.47	192,399.60	100,244.29	14,237,226.33	14,123,417.52
LIBYA		12,091,465.10	37,668.00	-	210,517.80	12,339,650.90	7,806,247.00
AZERBAIJAIN	10,095,967.00	480,624.65	4,709.71	-	9,794.34	10,591,095.70	10,303,102.37
CHILE	7,490,395.00	213,504.53	1,035,158.45	881.92	94,981.37	8,834,921.27	9,419,054.71
SYRIA	593,920.00	6,324,053.88	858,484.08	-	2,770.64	7,779,228.60	9,536,804.46



# TEA NEWS AROUND THE GLOBE



## MOMBASA MARKET

**SALE NO. 02 – SALE OF 10<sup>TH</sup>, 11<sup>TH</sup> & 12<sup>TH</sup> JANUARY 2022**

There was good general demand for the 193,696 packages (12,796,974.50 kilos) in the market; 13.67% remained unsold.

### **DUST GRADES (M1)**

*Offerings: 57,900 packages (4,311,767.50 kilos) and 6.39% remained unsold.*

Best PDUSTs in the market were irregular at firm to USC9 easier to dearer by up to USC6 with a few selected lines gaining up to USC20 while brighter sorts ranged between USC3 to USC34 easier to dearer by up to USC13. Mediums saw irregular enquiry and varied between fully firm to USC8 dearer, to easier by a similar margin with a few lines remaining unsold while lower medium categories met strong interest and appreciated by up to USC34. Plainer types varied between firm to USC9 easier to dearer by up to USC27.

The best DUST1s on offer shed USC6 to USC28 while brighter descriptions saw reduced enquiry at firm to USC20 below previous levels; medium varieties were mostly steady and some lines advanced by up to USC26, but a few invoices remained without bids. Lower medium sorts were irregular ranging between firm to USC16 easier to dearer by up to USC24 while plainer categories held steady to USC19 dearer to easier by up to USC9.

### **LEAF GRADES (M2)**

*Offerings: 107,960 packages (7,051,242.50 kilos) and 16.60% were neglected.*

Best BP1s on offer met reduced interest and were barely steady to USC28 below previous rates while brighter descriptions were irregular varying between firm to USC9 dearer to easier by up to USC38 with some lines neglected; medium types were mostly firm to USC8 easier and many lines remained without bids, but a few selected invoices advanced by up to USC10. Lower mediums saw improved competition advancing by up to USC39 but some lines shed up to USC14 while plainer sorts were irregular ranging between firm to USC30 dearer to easier by up to USC18.

The Best PF1s available shed USC5 to USC24 with brighter categories firm to USC10 below last levels while medium varieties were steady to easier by up to USC15 but some lines remained unsold due to price limits; lower medium descriptions met irregular support and ranged between firm to USC18 dearer to easier by a similar margin. Plainer types were fully firm to USC18 dearer but some lines lost up to USC10.

### **SECONDARY GRADES (S1)**

*Offerings: 27,836 packages (1,433,964.50 kilos) and 17.45% were neglected.*

In the Secondary Catalogues, BPs gained with PFs appreciating. Clean well sorted coloury Fannings were dearer while DUSTs were steady. Other Fannings were firm while similar DUSTs held value. BMFs were well absorbed at dearer levels.

### **MARKETS**

Pakistan Packers lent strong support and were dominant while Egyptian Packers showed more and useful interest with improved activity from Yemen, other Middle Eastern countries and Russia. UK maintained enquiry with Kazakhstan, other CIS states and Afghanistan less active while Bazaar maintained interest at lower levels. Sudan lent more but selective support with Iran subdued. Local Packers were active based on price. Somalia showed more activity at the lower end of the market.





# TEA NEWS AROUND THE GLOBE

## MOMBASA MARKET – Continued

QUOTATIONS	BROKENS	FANNINGS
Best	270 – 373	308 – 372
Good	250 – 302	305 – 338
Good Medium	256 – 277	295 – 318
Medium	260 – 282	250 – 291
Lower Medium	105 – 205	116 – 272
Plain	087 – 150	086 – 202

AUCTION	KENYA 2020 \$	KENYA 2021 \$	TOTAL 2020 \$	TOTAL 2021 \$
51	1.96	2.55	1.87	2.39
01 *	2.04	2.64	1.95	2.45
02 *	2.08	2.61	1.99	2.43

\* 2021 / 2022

SOURCE : AFRICA TEA BROKERS LTD.



# TEA NEWS AROUND THE GLOBE



## CHITTAGONG MARKET

SALE NO. 36 – 17<sup>TH</sup> JANUARY 2022

**CTC LEAF:** 53,968 packages of Current Season teas on offer met with a selective demand at irregular rates.

**BROKENS:** A few well made good liquoring teas were in strong demand and were generally firm to dearer following competition Medium types saw fair demand but prices eased again with fair withdrawals. Plainer varieties generally met with less enquiry and witnessed more withdrawals. BLF teas sold in line with last levels with some withdrawals.

**FANNINGS:** A few good liquoring Fannings met with strong demand and prices appreciated in line with quality. Mediums saw fair demand but were easier with fair withdrawals. Plain teas saw less prices and eased further and there were heavy withdrawals. BLF teas sold in line with last levels with some withdrawals.

**CTC DUST:** 10,447 packages of Current Season teas on offer met with good demand Good liquoring Dusts sold well at around last levels. Their Mediums were barely steady to easier. Plainer/ BLF sorts sold at firm to occasionally dearer with several withdrawals. Blenders lent strong support with fair interest from the Loose tea buyers.

**COMMENTS:** Good liquoring varieties were a strong feature of the sale as there was competition from Blenders and Loose tea buyers and generally appreciated in prices. All others met with a selective demand and prices eased with more withdrawals especially the plain varieties . Blenders were the mainstay of the market with fair interest from the Internal Loose tea buyers. A feature of the sale was the low demand for plain and poor types.

Dusts sold well.

**Our catalogue ( Sale 36 ): Avg: Tk 193.37, Sold 54.8 % & ( Sale 35 ) Avg: Tk 190.53, Sold 70.4 %.**

### Quotations – This Week – (In Taka)

Brokens	This Week	Last Week	Fannings	This week	Last Week	Dust	This week	Last Week
Large	NQTA	NQTA	Best	215-220	215-220	PD	194-274	189-289
Medium	160-172	163-175	Good	182-192	185-195	RD	148-293	153-298
Small	165-178	168-180	Medium	165-172	165-175	D	153-294	155-295
Plain	140-155	145-155	Plain	145-155	145-155	CD	160-268	161-341
BLF	125-150	125-145	BLF	125-150	125-145	BLF	152-175	150-179

Exchange Rates 17<sup>th</sup> January, 2022 Sterling Pound: Tk. 115.1130 dollar: Tk. 84.7665

**SOURCE : NATIONAL BROKERS LTD**





# TEA NEWS AROUND THE GLOBE



## SILIGURI MARKET

SALE NO.02 – SALE OF 15<sup>TH</sup> JANUARY 2022

### 1. MARKET DESCRIPTION :

- Demand – Good.
- Prices eased irregularly for all sorts barring best & good PD's, which gained in value.
- Domestic buyers were the mainstay, with some support from HUL & DUNCANS. TCPL & exporters were selective.

### 2. TOTAL AUCTION WEIGHTED AVERAGE ( ₹ )

	2021-22			2020-21			UPTO SALE - 2		
	SALE - 2	SALE - 1	+/-	SALE - 2	SALE - 1	+/-	2021-22	2020-21	2019-20
CTC	152.08	155.91	-3.83	164.16	167.76	-3.59	180.92	206.82	139.31
DUST	152.22	151.15	1.07	159.99	166.28	-6.29	169.47	200.88	133.46
TOTAL	152.10	155.38	-3.28	163.66	167.60	-3.93	179.63	206.11	138.63

SOURCE: PARCON INDIA PVT LTD

## GUWAHATI MARKET

SALE NO. 02 – SALE OF 13<sup>TH</sup> JANUARY 2022

### 1. MARKET DESCRIPTION :

- Good demand in leaf section. Selected good liquoring teas sold around last levels while cleaner blacker medium were firm to occasionally dearer. Browner, end season quality tended easier.
- Selected good & best liquoring dusts were firm with competition, remainder tended easier & faced withdrawals.
- HUL active for cleaner & liquoring sorts while TCPL was silent. Internal active with fair support from western India on liquoring teas.

### 2. TOTAL AUCTION WEIGHTED AVERAGE ( ₹ )

	2021-22			2020-21			UPTO SALE - 2		
	SALE - 2	SALE - 1	+/-	SALE - 2	SALE - 1	+/-	2021-22	2020-21	2019-20
CTC	153.48	154.29	-0.81	169.77	169.08	0.69	185.35	223.74	145.13
DUST	146.69	152.78	-6.09	164.26	165.24	-0.98	181.06	234.23	155.30
TOTAL	151.41	153.82	-2.41	168.27	167.99	0.28	184.09	227.12	148.31

SOURCE: PARCON INDIA PVT LTD





# TEA NEWS AROUND THE GLOBE

## KOLKATA ORTHODOX / CTC MARKET

SALE NO.02 – SALE OF 14<sup>TH</sup> / 15<sup>TH</sup> JANUARY 2022

### 1. Market description :

- Good demand.
- Nominal weight of clean, well-made teas and some earlier invoices sold well with competition.
- Remainder irregular around last to lower following quality.
- Exporters to the middle east and cis operated.
- 16.4 % of teas sold below Rs.120 compared to 8.9% in Sale 1.

	WHOLE LEAF		BROKENS		FANNINGS
	1ST LINE	2ND LINE	LARGER	SMALLER	LEAFY
BEST	310-360+	270-290+(N)	235-245+(N)	225-235+(N)	165+(N)
GOOD	265-300	230-260	200-230	190-215	140-160
MEDIUM	210-255	180-220	160-190	155-185	100-140

### 1. Market description :

- Demand - Good.
- Good/best Assams were irregularly easier following quality. Better medium/medium sorts sold around last levels and witnessed good enquiry.
- Plainier Dooars were barely steady and at times lower.
- Liquoring dusts sold at attractive rates. Remainder followed the same trend as leaf.
- Major blenders mainstay with support from WI and other sections of the trade.

### 2. TOTAL AUCTION WEIGHTED AVERAGE ( ₹ )

	2021-22			2020-21			UPTO SALE - 2		
	SALE - 2	SALE - 1	+/-	SALE - 2	SALE - 1	+/-	2021-22	2020-21	2019-20
CTC	175.27	181.02	-5.76	187.95	183.73	4.22	207.53	232.36	158.91
DUST	177.14	179.14	-2.01	171.24	182.69	-11.44	212.82	244.16	172.93
TOTAL	175.77	180.46	-4.69	183.20	183.47	-0.27	209.02	235.85	162.74

SOURCE: PARCON INDIA PVT LTD



# UPCOMING AUCTION DETAILS

Auction No.	05		04	
Dates	31 <sup>st</sup> Jan. / 01 <sup>st</sup> Feb. 2022		25 <sup>th</sup> / 26 <sup>th</sup> January 2022	
	No. of Lots	Qty – kg	No. of Lots	Qty – kg
Ex-Estate	847	963,415	920	1,076,601
Main Sale Total	11,033	5,679,080	11,400	5,877,223
High & Medium	1,525	762,520	1,706	871,673
Low Grown – Leafy	2,051	858,654	2,234	968,125
Low Grown – Semi Leafy	1,512	679,915	1,661	774,482
Low Grown Tippy	2,333	1,236,976	2,273	1,244,216
Premium / Flowery	375	69,535	491	90,966
Off Grades	2,635	1,464,737	2,421	1,299,878
Dust	602	606,743	614	627,883
Grand Total	11,880	6,642,495	12,320	6,953,824
Reprints	588	294,138	42	30,174
<b>Total No. of Lots on Offer</b>	<b>11,880</b>		<b>12,320</b>	
<b>Total Quantity on Offer (kg)</b>	<b>6,642,495</b>		<b>6,953,824</b>	



## SCHEDULED CLOSING DATES

Auction No.	Date of Sale	Ex-Estate	Main Sale
06	08 <sup>th</sup> / 09 <sup>th</sup> February 2022	20/01/2022	20/01/2022
07	14 <sup>th</sup> / 15 <sup>th</sup> February 2022	27/01/2022	27/01/2022
08	22 <sup>nd</sup> / 23 <sup>rd</sup> February 2022	03/02/2022	03/02/2022

## PROMPT DATES

Auction No.	Buyers	Sellers
04	01/02/2022	02/02/2022
05	07/02/2022	08/02/2022
06	15/02/2022	17/02/2022



# ORDER OF SALE (SALE NO. 04 – 25<sup>TH</sup> / 26<sup>TH</sup> JANUARY 2022)

Main Sale Order – 1 (Leafy / Semi Leafy / Tippy / Premium / 1A)	Main Sale Order – 2 (H & M / Off Grade / Dust)	Ex-Estate
Asia Siyaka Commodities PLC.	Mercantile Produce Brokers (Pvt) Ltd	Asia Siyaka Commodities PLC.
<b>JOHN KEELLS PLC</b>	Lanka Commodity Brokers Ltd	Forbes & Walker Tea Brokers (Pvt) Ltd
Lanka Commodity Brokers Ltd	Asia Siyaka Commodities PLC.	Lanka Commodity Brokers Ltd
Forbes & Walker Tea Brokers (Pvt) Ltd	Bartleet Produce Marketing (Pvt) Ltd	Ceylon Tea Brokers PLC
Eastern Brokers. Ltd.	Ceylon Tea Brokers PLC	Bartleet Produce Marketing (Pvt) Ltd
Mercantile Produce Brokers (Pvt) Ltd	<b>JOHN KEELLS PLC</b>	<b>JOHN KEELLS PLC</b>
Bartleet Produce Marketing (Pvt) Ltd	Eastern Brokers. Ltd.	Mercantile Produce Brokers (Pvt) Ltd
Ceylon Tea Brokers PLC	Forbes & Walker Tea Brokers (Pvt) Ltd	Eastern Brokers. Ltd.

[ DB : HR / SG ]





“

Trust the wait. Embrace uncertainty. Enjoy the  
beauty of becoming. When nothing is certain,  
anything is possible.

— *Mandy Hale*

”