



TEA MARKET REPORT

JOHN KEELLS PLC

SALE NO.03 – 21ST / 22ND JANUARY 2025

ORDER OF SALE (SALE NO. 03 – 21ST / 22ND JANUARY 2025)

Main Sale Order – 1 (Leafy / Semi Leafy / Tippy / Premium / 1A)	Main Sale Order – 2 (H & M / Off Grade / Dust)	Ex-Estate
JOHN KEELLS PLC	FORBES & WALKER TEA BROKERS (PVT) LTD	JOHN KEELLS PLC
LANKA COMMODITY BROKERS LTD	MERCANTILE PRODUCE BROKERS (PVT) LTD	ASIA SIYAKA COMMODITIES PLC.
EASTERN BROKERS. LTD.	LANKA COMMODITY BROKERS LTD	BARTLEET PRODUCE MARKETING (PVT) LTD
MERCANTILE PRODUCE BROKERS (PVT) LTD	ASIA SIYAKA COMMODITIES PLC.	FORBES & WALKER TEA BROKERS (PVT) LTD
BARTLEET PRODUCE MARKETING (PVT) LTD	BARTLEET PRODUCE MARKETING (PVT) LTD	CEYLON TEA BROKERS PLC
FORBES & WALKER TEA BROKERS (PVT) LTD	CEYLON TEA BROKERS PLC	EASTERN BROKERS. LTD.
CEYLON TEA BROKERS PLC	JOHN KEELLS PLC	MERCANTILE PRODUCE BROKERS (PVT) LTD
ASIA SIYAKA COMMODITIES PLC.	EASTERN BROKERS. LTD.	LANKA COMMODITY BROKERS LTD



AUCTION DETAILS

Auction No.	03	
Dates	21 st / 22 nd January 2025	
	No. of Lots	Qty – kg
Ex Estate	926	952,916
Main Sale Total	11,717	5,878,071
High & Medium	1,808	852,082
Low Grown - Leafy	2,090	874,818
Low Grown - Semi Leafy	1,744	871,786
Low Grown Tippy	2,509	1,317,870
Premium / Flowery	362	59,861
Off Grades	2,605	1,352,590
Dust	599	549,064
Grand Total	12,643	6,830,987
Reprints	879	438,289
Total No. of Lots Offered		12,643
Total Quantity Offered (kg)		6,830,987

PROMPT DATES

Auction No.	Buyers	Sellers
03	28/01/2025	29/01/2025

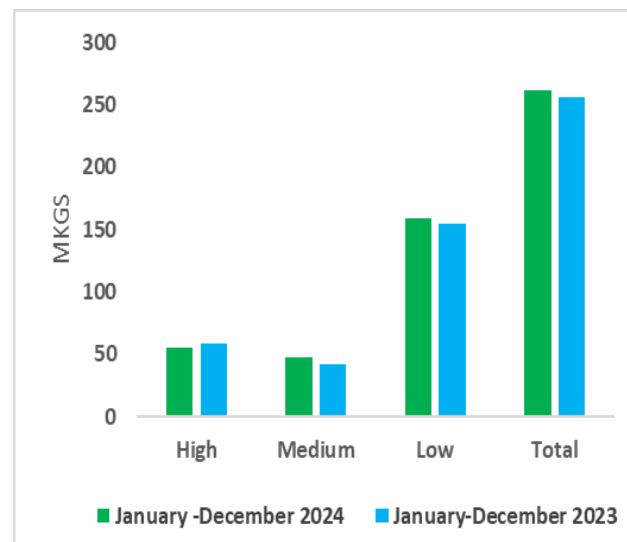
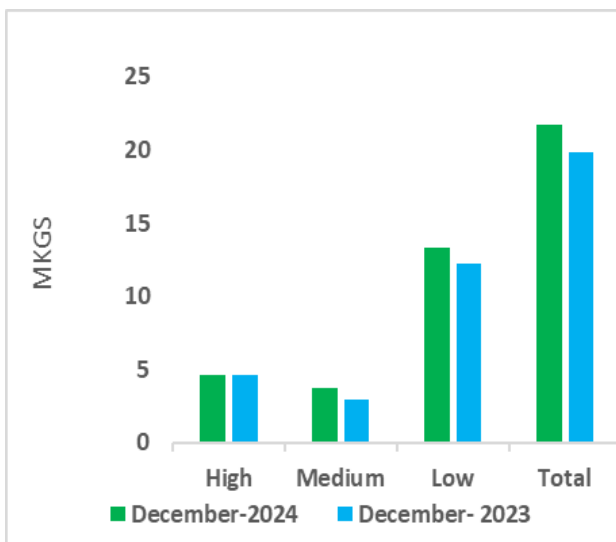


COMMENTS



Sri Lanka harvested a crop of 21.7Mkg during the month of December 2024 which is an increase of 10% when compared to the crop harvested in December 2023. The main contributor for the 21.7Mkg was from the Low Grown planting districts with 61.5%, followed by High Grown at 21.2% and the Medium Grown at 17.3%. When compared with the crop in December 2023, positive variances were recorded in the Medium Grown at 27 %, Low Grown at 9% and only a marginal increase recorded in the High Grown.

Tea Production December 2024								
Black Tea Production According To Elevations								
Elevation	December (Kg)				January to Date (Kg)			
	2024	2023	Change	% Change	2024	2023	Change	% Change
High	4,604,235	4,585,022	19,213	0%	55,721,413	58,639,859	-2,918,446	-4.98%
Medium	3,754,552	2,965,383	789,169	27%	47,621,684	42,337,896	5,283,788	12.48%
Low	13,356,144	12,258,592	1,097,552	9%	158,816,178	155,110,890	3,705,288	2.39%
Total	21,714,931	19,808,996	1,905,935	10%	262,159,275	256,088,646	6,070,629	2.37%



COMMENTS – Continued;



Tea Exports for the month of December 2024 was recorded at 22.5Mkg which is a growth of 8.7% when compared with the same period of the previous year. The average unit FOB value per kg. was Rs.48.35 below the average unit value per kg in December 2023. The cumulative Export quantity for the year recorded a positive variance of 3.8Mkg against the corresponding period. The cumulative average FOB value recorded a marginal decline of Rs.6.83 against last year's average FOB price. Therefore, the value of Tea Exports for the period (January- December) in 2024 recorded a positive variance of Rs.5.1 billion over the previous year. Iraq emerged as the leading importer of Sri Lanka Tea with a volume of 34.2Mkg followed by other major importers such as Russia, U.A.E , Turkey and China.

0.95Mkg of Ex- Estate teas on offer met with irregular demand. Select Best Western High Grown BOPs appreciated following quality and special inquiry, the below best and plainer varieties were firm to dearer. A few invoices of Select Best Western High Grown BOPFs gained substantially following quality and special inquiry, the below best types were tending irregular whilst the plainer varieties were tending easier. Nuwara Eliya BOP / BOPFs mostly remained unsold. Uda Pussellawa BOPs declined from last levels , the BOPFs eased substantially, and a large volume remained unsold due to a lack of suitable bids. Uva BOPs declined, the BOPFs followed a similar trend. Low Grown CTC BP1s were tending irregular, the High and Medium sorts too were irregular following quality. Low Grown CTC PF1s were firm, the High and medium sorts were firm to marginally dearer.

The 3Mkg of Low Grown teas on offer met with fair demand. In the Leafy segment, Well-made OP / OPAs were firm to dearer, others too met with good demand. OP1s in general were firm to dearer. BOP1s met with fair demand. PEKOE1s were firm to dearer. PEKOE1s were firm. In the Small Leaf segment, FBOPs were firm to dearer. FBOPF1s were firm on last. The BOPF.SP, BOPF, BOP.SP and BOPs were firm. FBOPF varieties were irregular. Premium Flowery teas were firm to dearer.

Turkey, Russia and the C.I.S countries lent fair support. Libya and Iraq were active.





MARKET DESCRIPTION

Western Teas

Select best Western High Grown BOPs appreciated Rs.50/- to Rs.100/- following quality and special inquiry, below best and plainer varieties appreciated Rs.20/- to Rs.50/- at times. A few select best Western High Grown BOPFs gained Rs.50/- to Rs.100/- and more following quality and special inquiry, the below best sorts were tending irregular, however the plainer varieties were tending easier by Rs.50/- to Rs.80/-. Medium BOPs declined by Rs.100/-, the BOPFs were firm on last levels.

Nuwara Eliya Teas

BOP / BOPFs mostly remained unsold due to a lack of suitable bids.

Uva Teas

Uva BOPs declined by Rs.50/- and more, the BOPFs declined by Rs.20/- to Rs.50/- on average. Uda Pussellawa BOPs eased Rs.50/- to Rs.80/-, the BOPFs declined sharply by Rs.50/- to Rs.100/- and a large volume remained unsold due to a lack of suitable bids.

CTC Teas

Low Grown CTC BP1s were tending irregular, the High and Medium sorts too were irregular following quality. Low Grown CTC PF1s were firm, the High Grown PF1s were firm to Rs.20/- to Rs.40/- dearer at times.

QUOTATIONS

	BOP – RS.	BOPF – RS.
Good Westerns	1300 – 1420	1400 – 1650
Average Westerns	1180 – 1280	1200 – 1360
Plainer Westerns	980 – 1140	850 – 1180
Western Mediums	750 – 1650	700 – 1180
Uva Teas	980 – 1060	1080 – 1120
Nuwara Eliya Teas	1280	NQ
Uda Pussellawa Teas	960 – 1040	980 – 1100
CTC (BP1 and PF1)	720 – 1320	720 – 1480





MARKET DESCRIPTION

Low Grown

Well-made OP1s attracted good demand, bolder types too were firm to dearer. Well twisted OPs gained following quality, below best sorts too attracted fair demand. Select best OPAs were irregular, others were firm to dearer. Select best BOP1s were firm, best types met with irregular demand, others were firm. Well-made Pekoes were firm to marginally lower, however best types along with bolder types were fully firm to dearer, others were firm. Shotty Pekoe1s were firm, best types met with good demand, others were irregular.

Select best BOPs were lower to last, others met with irregular demand. BOP.SP.s and BOPF.SP.s were firm. BOPFs met with fair demand. Select best FBOPF1s were lower to last, others met with irregular demand. All FBOPs were firm on last. Tippy FBOPF varieties were firm, others met with irregular demand. Premium Flowery teas met with fair demand.

Off Grades

Select best and best Fgs1s were dearer by Rs.20/- to Rs.40/- and more towards the closure, below best and poorer sorts were firm on last levels. Select best and best BMs appreciated by Rs.40/- to Rs.60/-, below best and poorer sorts were dearer by Rs.20/- to Rs.40/-. Select best and best BPs maintained on last levels, below best and poorer varieties were dearer by Rs.40/- to Rs.60/-. Select best BOP1As were higher by Rs.40/- to Rs.60/-, best types were higher by Rs.80/- to Rs.100/-, below best types maintained on last levels, whilst poorer types were higher by Rs.20/- to Rs.30/-.

Dust

Select best and best Dust1s were firm, below best and plainer types were dearer by Rs.20/-. High and Medium CTCs were firm. Low Grown CTCs declined by Rs.20/- to Rs.40/- and more. Low Grown Dust / Dust1s were firm.



QUOTATIONS

	Select Best	Best	Below Best	Others
LIQUORING				
DUST-1	1260.00 - 1480.00	1180.00 - 1250.00	1000.00 - 1170.00	720.00 - 990.00
OFF GRADES				
FGS1	1100.00 - 1260.00	940.00 - 1090.00	860.00 - 930.00	680.00 - 850.00
FGS	890.00 - 960.00	840.00 - 880.00	780.00 - 830.00	650.00 - 770.00
LOW GROWNS				
FBOPF / FFSP / FFEXSP	4200.00 - 4800.00	3250.00 - 3850.00	2700.00 - 3000.00	1000.00 - 1100.00
BOP	1450.00 - 1650.00	1300.00 - 1400.00	1200.00 - 1300.00	900.00 - 1000.00
BOPSP	1500.00 - 1650.00	1300.00 - 1450.00	1150.00 - 1250.00	950.00 - 1000.00
BOPF	1400.00 - 1500.00	900.00 - 1000.00	850.00 - 900.00	800.00 - 850.00
FBOPF1	1500.00 - 1650.00	1480.00 - 1500.00	1200.00 - 1250.00	950.00 - 1000.00
FBOP	2300.00 - 2500.00	1550.00 - 1600.00	1350.00 - 1400.00	950.00 - 1000.00
BOP1	2400.00 - 3300.00	2000.00 - 2350.00	1380.00 - 1700.00	850.00 - 1360.00
OP1	3100.00 - 3650.00	2800.00 - 3050.00	1600.00 - 2400.00	900.00 - 1550.00
OP	1600.00 - 1700.00	1480.00 - 1550.00	1360.00 - 1460.00	900.00 - 1340.00
OPA	1600.00 - 1900.00	1460.00 - 1550.00	1360.00 - 1440.00	900.00 - 1340.00
PEKOE	1550.00 - 2450.00	1340.00 - 1500.00	1200.00 - 1320.00	800.00 - 1180.00
PEKOE1	1600.00 - 2300.00	1340.00 - 1550.00	1200.00 - 1320.00	800.00 - 1180.00
DUST / DUST1	960.00 - 1320.00	810.00 - 950.00	730.00 - 800.00	600.00 - 720.00



EXCHANGE RATES

The average rates currencies quoted on 22nd January 2025 at 9.30 a.m. by Commercial Banks in Colombo for Telegraphic Transfers (TT).

CURRENCY	BUY RATE	SELL RATE
USD	293.45	302.02
EURO	303.64	316.22
GBP	360.18	374.22



- **Top Prices**
- **Colombo Auction Averages**
- **All Brokers Private Sale Figures**



TOP PRICES (SALE NO. 03 – 21ST /22ND JANUARY 2025)



WESTERN HIGH			
BOP		Wattegodde	1420.00
		Cymru	1420.00
BOPSP		Bearwell	1500.00
BOPF/BOPFSP		Somerset	1650.00
FBOP/FBOP1		Somerset	1600.00
FBOPF/FBOPF1		Glenloch	1480.00
BOP1		Cymru	1480.00
OP/OPA	*	St. Andrews	1280.00
	*	Inverness	1280.00
OP1		Inverness	1650.00
PEKOE/PEKOE1		Great Western	1500.00
		Bogahawatte	1500.00

UVA HIGH			
BOP	*	Glenanore	1320.00
BOPSP		Mount Uva	980.00
BOPF/BOPFSP		Battawatte	1200.00
FBOP/FBOP1		Ellathota Uva	1600.00
FBOPF/FBOPF1		Gonamotawa	1480.00
BOP1		Glenanore	1650.00
		Uva Highlands	1650.00
OP/OPA		Battawatte	1360.00
OP1		Ellathota Uva	1550.00
PEKOE/PEKOE1		Craig	1550.00
		Ellathota Uva	1550.00

NUWARA ELIYA			
BOP	*	Lovers Leap	1280.00
BOPSP		Kenmare	870.00
BOPF/BOPFSP		Kenmare	960.00
FBOP/FBOP1		Kenmare	1850.00
OP/OPA		Court Lodge	1240.00
PEKOE/PEKOE1	*	Lovers Leap	1160.00

WESTERN MEDIUM			
BOP		Harangalla	1650.00
BOPSP		Ancoombra	1400.00
BOPF/BOPFSP		Uplands	1380.00
FBOP/FBOP1		Harangalla	2300.00
FBOPF/FBOPF1		Harangalla	1900.00
BOP1		Dartry Valley	1950.00
OP/OPA		Harangalla	1400.00
OP1		Craighead	1900.00
PEKOE/PEKOE1		Meezan	1750.00

UVA MEDIUM			
BOP	*	Halpewatte Uva	1400.00
		Aruna Passara	1400.00
		Shawlands	1400.00
BOPSP	*	Halpewatte Uva	1300.00
		Dickwella	1300.00
BOPF/BOPFSP		Dickwella	1550.00
FBOP/FBOP1		Dickwella	1850.00
FBOPF/FBOPF1		Dickwella	1550.00
BOP1		Roseland Uva	2250.00
OP/OPA		Dickwella	1360.00
		Tinioya	1360.00
OP1		Ury	1950.00
PEKOE/PEKOE1		Dickwella	1700.00

CTC LOW			
PF1		Kalubowitiyana CTC	1480.00
BP1	*	Ceciliyan CTC	1320.00
BPS		Ross Feld CTC	770.00
OF		Peakwatta CTC	730.00

UDA PUSSELLAWA			
BOP	*	High Forest	1040.00
BOPSP		-	
BOPF/BOPFSP	*	High Forest	1100.00
		Liddesdale	1100.00
FBOP/FBOP1		Alma	1750.00
FBOPF/FBOPF1		Delmar	1500.00
BOP1		-	
OP/OPA		Alma	1320.00
OP1		Maha Uva	1400.00
PEKOE/PEKOE1		Alma	1750.00

CTC HIGH			
PF1		Dunsinane CTC	1260.00
BP1		-	
BPS		-	
OF		-	

CTC MEDIUM			
PF1		New Peacock CTC	1240.00
BP1	*	Rothschild CTC	1040.00
BPS		Aultmore CTC	1140.00
OF		-	



TOP PRICES (SALE NO. 03 – 21ST / 22ND JANUARY 2025)

LOW			
BOP		Mahaliyadda	2050.00
BOPSP		Lellopitiya	1700.00
BOPF		Pothotuwa	1500.00
BOPFSP		Rajjuruwatta Super	2150.00
FBOP		Galatara	2750.00
FBOP1		Kolonna Super	2600.00
FBOPF		Allen Valley	1950.00
FBOPF1		Haughton	1650.00
		Lellopitiya Super	1650.00
		Adams View	1650.00
		Lickra	1650.00
		Sithaka	1650.00
BOP1		Pothotuwa	3300.00
OP1		Pothotuwa	3650.00
OP		Miriswatte	1700.00
		Mahaliyadda	1700.00
		Stream Line	1700.00
OPA		Green Lanka	1900.00
PEKOE		Lumbini	2450.00
PEKOE1		Nilrich	2300.00

PREMIUM			
FBOPFSP		Rajjuruwatta Super	4150.00
FBOPFEXSP		Lions	4950.00
	*	Arbour Valley	4450.00
FBOPFEXSP1		Kamarangapitiya	5000.00

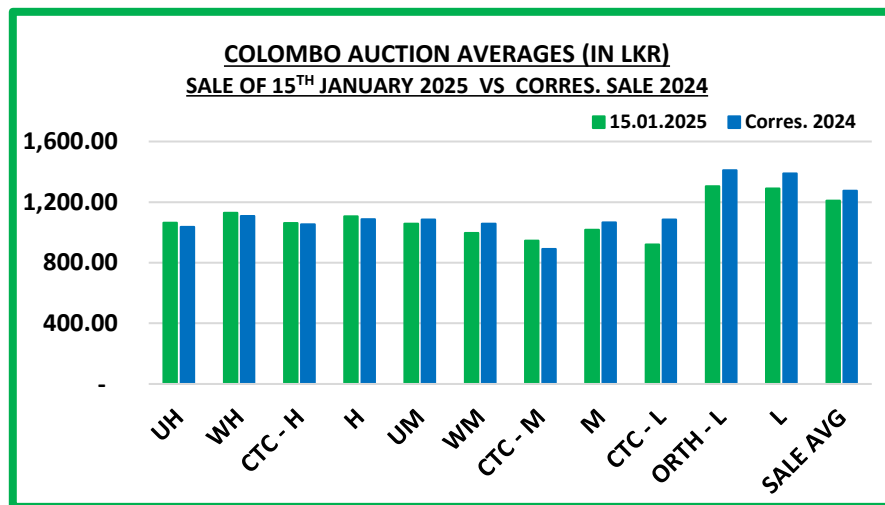
DUST			
DUST1	**	Mattakelle	1480.00
		Great Western	1480.00
P.DUST	**	Hingalgoda CTC	1400.00

OFF GRADES			
FNGS/FNGS1	*	Wanarajah	1260.00
	*	Wattegodde	1240.00
	*	Kotiyagalla	1200.00
PFNGS	*	Hingalgoda CTC	1220.00
BM		Gunawardena	1200.00
BP		Subaghya	1440.00
	*	Arbour Valley	1420.00
		Nandana	1420.00
BOP1A		Chandrika Estate	1400.00

**** MORE THAN ONE TOP PRICE OBTAINED**
*** TEAS SOLD BY JOHN KEELLS PLC**
+ ALL TIME RECORD PRICE
++ ALL TIME RECORD PRICE EQUALED

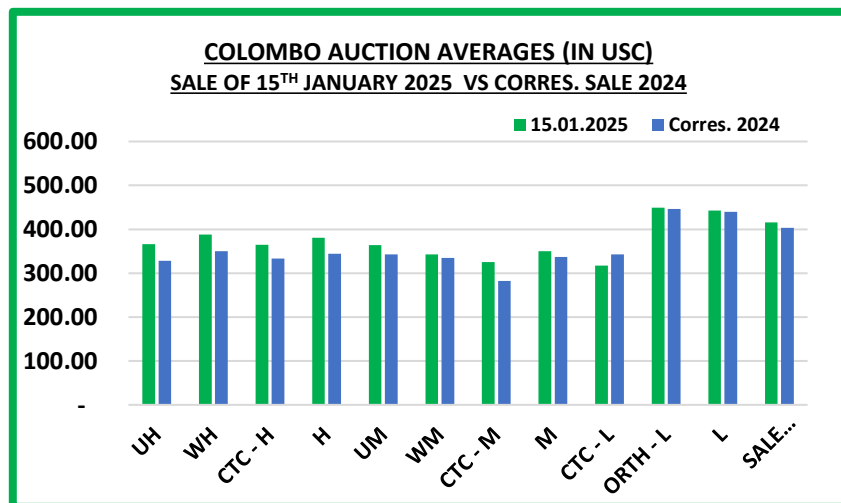


COLOMBO AUCTION AVERAGES



	Sale of 08/01/2025 In LKR	Sale of 15/01/2025 In LKR	Corres. 2024 In LKR
Uva High Grown	1040.94	1064.51	1036.84
Western High Grown	1145.92	1129.00	1108.06
CTC High Grown	1128.82	1062.57	1054.53
Summary of High Grown	1106.59	1106.79	1087.26
Uva Medium Grown	1064.95	1058.19	1084.70
Western Medium Grown	999.66	996.63	1058.05
CTC Medium Grown	913.77	945.67	890.49
Summary of Medium Grown	1023.36	1018.51	1066.90
CTC Low Grown	908.23	921.52	1084.89
Orthodox Low Grown	1264.35	1304.78	1410.85
Summary of Low Grown	1245.83	1289.42	1390.21
TOTAL SALE AVERAGE	1177.74	1209.10	1274.74

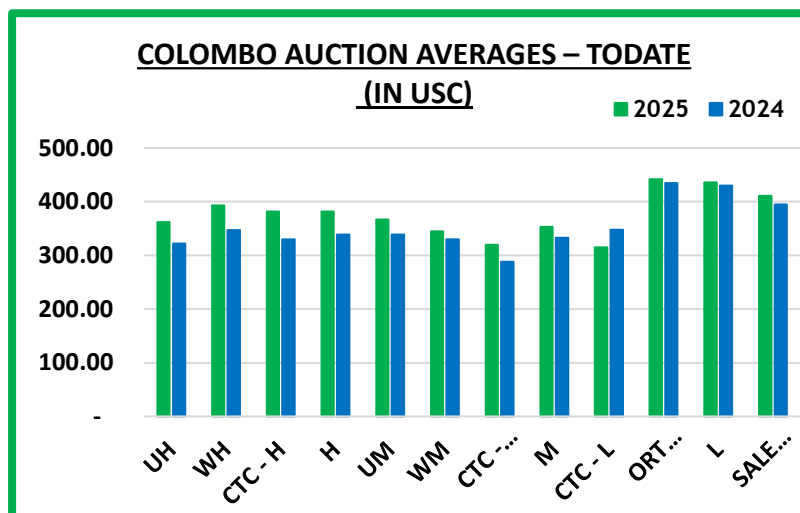
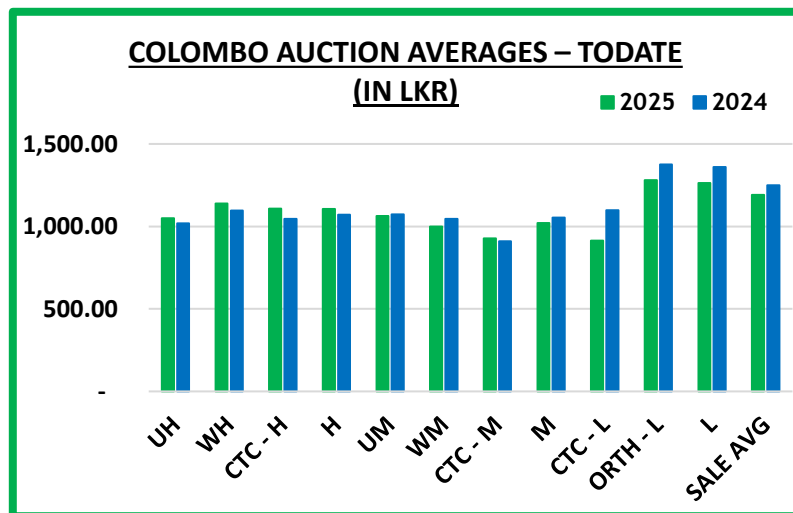
COLOMBO AUCTION AVERAGES



	Sale of 08/01/2025 In USC	Sale of 15/01/2025 In USC	Corres. 2024 In USC
Uva High Grown	363	366	328
Western High Grown	400	388	350
CTC High Grown	394	365	333
Summary of High Grown	386	381	344
Uva Medium Grown	372	364	343
Western Medium Grown	349	343	335
CTC Medium Grown	319	325	282
Summary of Medium Grown	357	350	337
CTC Low Grown	317	317	343
Orthodox Low Grown	441	449	446
Summary of Low Grown	435	443	440
TOTAL SALE AVERAGE	411	416	403



COLOMBO AUCTION AVERAGES



January to Date (Sale No.02)	2025 LKR	2024 LKR	2025 USC	2024 USC
Uva High Grown	1049.81	1017.96	362	322
Western High Grown	1139.02	1095.77	393	347
CTC High Grown	1107.63	1044.98	382	330
Summary of High Grown	1106.67	1071.14	382	339
Uva Medium Grown	1062.37	1073.24	367	339
Western Medium Grown	998.48	1044.99	345	330
CTC Medium Grown	926.64	910.35	320	288
Summary of Medium Grown	1021.49	1054.52	353	333
CTC Low Grown	913.64	1098.96	315	348
Orthodox Low Grown	1281.01	1375.07	442	435
Summary of Low Grown	1263.82	1359.84	436	430
TOTAL SALE AVERAGE	1190.43	1249.30	411	395



COLOMBO AUCTION AVERAGES

FROM 01 ST TO 15 TH JANUARY 2025	LKR
Uva High Grown	1059.28
Western High Grown	1154.54
Summary of High Grown	1120.85
Uva Medium Grown	1065.99
Western Medium Grown	1000.25
Summary of Medium Grown	1023.06
Summary of Low Grown	1247.44
TOTAL SALE AVERAGE	1181.49



ALL BROKERS PRIVATE SALE FIGURES (FOR THE PERIOD – 13TH TO 18TH JANUARY 2025)

	WEEKLY	TODATE
High & Medium	81,411.50	271,392.50
Low	29,775.50	87,313.00
Green Tea	35,377.00	89,883.00
Organic Tea	7,717.00	18,837.00
BMF	7,700.00	132,753.00
Direct Sales	-	-
Forward Contract	70,720.00	182,760.00





- **Crop and Weather**
- **Crop Figures**
- **Export Figures**
- **Tea News**

CROP AND WEATHER - FOR THE PERIOD OF - 13TH TO 19TH JANUARY 2025



Western

Bright weather with occasional rainfall was experienced in Talawakelle and Dickoya districts, whilst dull weather with evening showers were reported in Agarapatana.



Nuwara Eliya

Rainfall was recorded throughout the week in Nuwara Eliya and Kandapola districts.



Uva

Haputale reported dull weather with occasional showers together with heavy blowing, whilst Lunugala, and Badulla districts reported rainfall throughout the week.



Low Grown

Bright weather with occasional rainfall was reported in Deniyaya, Rathnapura and Galle districts.



Crop

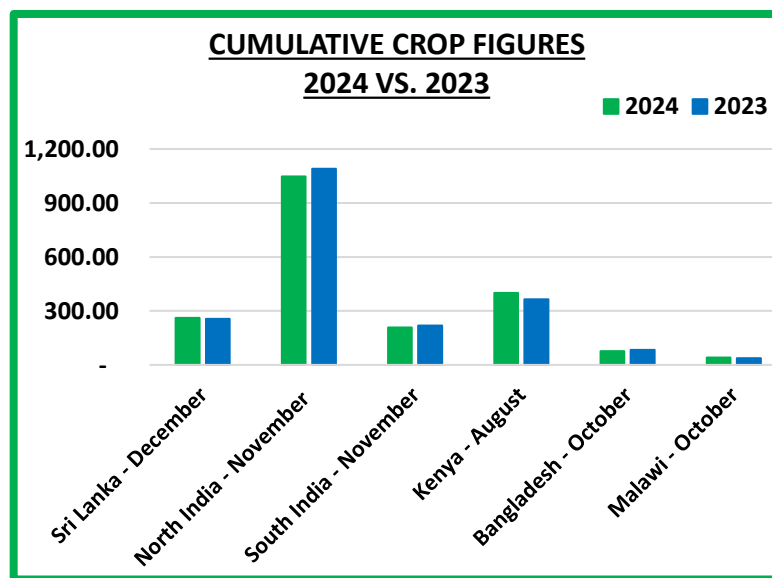
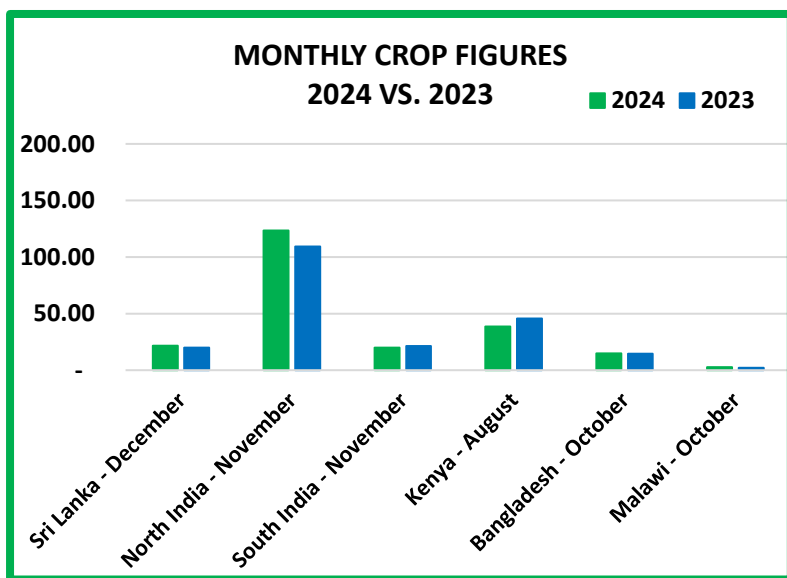
Crop intake is moderate.



CROP FIGURES OF MAJOR PRODUCING & EXPORTING COUNTRIES

Country	Month	2024	2023	Cumulative + Inc. / Dec.	Cumulative	2024	2023	Cumulative + Inc. / Dec.
Sri Lanka	December	21.71	19.80	+ 1.91	Upto December	262.15	256.08	+ 6.07
North India	November	123.45 (E)	109.39	+ 14.06	Upto November	1046.89(E)	1090.71	- 43.82
South India	November	19.83 (E)	21.38	- 1.55	Upto November	208.50(E)	218.56	- 10.06
Kenya	August	38.62	45.57	- 6.95	Upto August	400.54	363.91	+ 36.63
Bangladesh	October	14.92	14.59	+ 0.33	Upto October	76.67	83.58	- 9.91
Malawi	October	2.60	2.11	+ 0.49	Upto October	41.54	36.66	+ 4.88

(E) - Estimated





SRI LANKA TEA CROP

We give below the Sri Lanka Tea Crop for the month of December 2024 together with January / December 2024, and the corresponding figures for 2023.

	DECEMBER		JANUARY – DECEMBER	
	2024	2023	2024	2023
ORTHODOX				
High Grown,	4,053,623	4,002,130	49,373,354	52,063,732
Medium Grown	3,024,867	2,384,438	38,895,585	34,180,320
Low Grown	12,515,827	11,403,940	147,948,010	144,943,648
TOTAL	19,594,317	17,790,507	236,216,950	231,187,701
CTC				
High Grown	435,446	465,866	5,095,615	5,348,320
Medium Grown	654,955	517,837	7,722,915	7,111,773
Low Grown	839,906	853,980	10,862,353	10,157,271
TOTAL	1,930,306	1,837,683	23,680,883	22,617,364
TOTAL BLACK PRODUCTION				
High Grown	4,489,069	4,467,996	54,468,969	57,412,052
Medium Grown	3,679,822	2,902,275	46,618,500	41,292,092
Low Grown	13,355,733	12,257,919	158,810,363	155,100,919
TOTAL	21,524,624	19,628,190	259,897,832	253,805,064
GREEN TEA				
High Grown	115,166	117,026	1,252,444	1,227,807
Medium Grown	74,730	63,108	1,003,184	1,045,804
Low Grown	412	672	5,815	9,971
TOTAL	190,307	180,806	2,261,443	2,283,582
TOTAL PRODUCTION				
High Grown	4,604,235	4,585,022	55,721,413	58,639,859
Medium Grown	3,754,552	2,965,383	47,621,684	42,337,896
Low Grown	13,356,144	12,258,592	158,816,178	155,110,890
TOTAL	21,714,931	19,808,996	262,159,275	256,088,646



SOURCE : SRI LANKA TEA BOARD

SRI LANKA TEA CROP - Continued;



Tea Production December 2024								
Black Tea Production According To Elevations								
Elevation	December (Kg)				January to Date (Kg)			
	2024	2023	Change	% Change	2024	2023	Change	% Change
High	4,604,235	4,585,022	19,213	0%	55,721,413	58,639,859	-2,918,446	-4.98%
Medium	3,754,552	2,965,383	789,169	27%	47,621,684	42,337,896	5,283,788	12.48%
Low	13,356,144	12,258,592	1,097,552	9%	158,816,178	155,110,890	3,705,288	2.39%
Total	21,714,931	19,808,996	1,905,935	10%	262,159,275	256,088,646	6,070,629	2.37%
Tea Production According To Categories								
Production	December (Kg)				January to Date (Kg)			
	2024	2023	Change	% Change	2024	2023	Change	% Change
ORTHODOX	19,594,317	17,790,507	1,803,810	10%	236,216,950	231,187,701	5,029,249	2.18%
CTC	1,930,306	1,837,683	92,623	5%	23,680,883	22,617,364	1,063,519	4.70%
GREEN TEA	190,307	180,806	9,501	5%	2,261,443	2,283,582	-22,139	-0.97%
Total	21,714,931	19,808,996	1,905,935	10%	262,159,275	256,088,646	6,070,629	2.37%



SOURCE : SRI LANKA TEA BOARD

SRI LANKA TEA EXPORTS



DESCRIPTION	QTY (KG)	VALUE (RS)	APPROX.AV.UNIT FOB VALUE PER KG.RS/CTS
DECEMBER 2024			
Instant Tea	151,156.84	430,614,201.00	2,848.79
Tea in Packets	9,815,206.00	15,403,213,467.00	1,569.32
Green Tea	482,684.29	1,791,806,869.00	3,712.17
Tea in Bags	2,325,196.11	6,433,108,844.00	2,766.70
Tea in Bulk	9,792,037.01	14,327,699,615.00	1,463.20
Total	22,566,280.25	38,386,442,996.00	1,701.05
DECEMBER 2023			
Instant Tea	236,533.87	738,389,350.00	3,121.71
Tea in Packets	9,288,354.15	15,184,196,537.00	1,634.76
Green Tea	345,875.57	1,452,037,711.00	4,198.15
Tea in Bags	2,002,656.22	5,761,120,521.00	2,876.74
Tea in Bulk	8,880,857.00	13,171,852,063.00	1,483.17
Total	20,754,276.81	36,307,596,182.00	1,749.40
JANUARY / DECEMBER 2024			
Instant Tea	2,623,564.22	8,193,123,540.00	3,122.90
Tea in Packets	101,818,154.63	169,150,205,037.00	1,661.30
Green Tea	4,687,139.80	18,273,456,315.00	3,898.64
Tea in Bags	25,584,423.61	70,404,303,032.00	2,751.84
Tea in Bulk	111,074,593.94	167,452,260,152.00	1,507.57
Total	245,787,876.20	433,473,348,076.00	1,763.61
JANUARY / DECEMBER 2023			
Instant Tea	2,801,828.95	9,407,375,929.00	3,357.58
Tea in Packets	108,036,326.38	179,931,251,332.00	1,665.47
Green Tea	4,516,335.22	18,131,702,458.00	4,014.69
Tea in Bags	23,230,210.21	66,863,420,100.00	2,878.30
Tea in Bulk	103,328,003.83	153,957,930,006.00	1,489.99
Total	241,912,704.59	428,291,679,825.00	1,770.44



MAJOR IMPORTERS OF SRI LANKA TEA

JANUARY / DECEMBER 2024

COUNTRY	BULK TEA	PACKETED TEA	TEA BAG	INSTANT TEA	GREEN TEA	TOTAL 2024	TOTAL 2023
IRAQ	2,874,890.50	30,892,571.86	477,914.72	6.00	14,970.25	34,260,353.33	32,751,246.20
RUSSIA	20,650,125.00	3,433,744.54	499,461.09	1,366.03	402,761.00	24,987,457.66	22,617,598.51
U.A.E.	12,243,129.27	7,709,257.22	509,447.97	3,355.00	667,573.34	21,132,762.80	18,460,239.44
TURKEY	7,254,195.50	10,187,987.10	278,364.26	-	13,805.80	17,734,352.66	30,411,858.41
CHINA	10,192,483.82	1,001,505.75	205,926.05	94,217.03	70,476.03	11,564,608.68	12,319,523.53
AZERBAIJAN	9,923,832.00	490,980.75	6,713.69	14.00	14,155.41	10,435,695.85	9,176,628.51
IRAN	6,749,128.00	3,655,528.00	27,281.29	-	396.00	10,432,333.29	6,501,832.75
LIBYA	-	10,024,243.00	21,180.09	-	246,491.03	10,291,914.12	11,127,949.46
SAUDI ARABIA	2,178,814.00	4,146,634.51	2,582,597.44	34,322.46	196,085.05	9,138,453.46	7,012,586.93
CHILE	6,742,000.00	217,586.97	1,630,188.43	1,468.66	46,770.37	8,638,014.43	7,887,268.10



TEA NEWS AROUND THE GLOBE

MOMBASA MARKET

SALE NO. 03 – SALE OF 20TH / 21ST JANUARY 2025

There was good general demand for the 175,378 packages (11,841,043.00 kilos) available in the market with 22.32% remaining unsold.

OFFERINGS

Leaf Grades	-	92,020 packages (6,079,229.00 kilos) – 27.19%
Dust Grades	-	63,120 packages (4,713,071.00 kilos) – 18.19%
Secondary Grades	-	20,238 packages (1,048,743.00 Kilos) – 13.04%

MARKETS

Egyptian Packers lent strong support while Pakistan Packers were active at lower levels with maintained activity from Bazaar, UK and Afghanistan. Yemen, other Middle Eastern countries and Sudan showed improved activity while Kazakhstan and other CIS states were active but selective. South Sudan maintained enquiry with Russia selective. China were quiet with reduced support from Local Packers. Somalia were active at the lower end of the market.

LEAF GRADES (M2 & M3)

BP1:

Best – Irregular with some teas dearer by up to USC14 and selected lines appreciating by USC106 to easier by up to USC46.

Brighter – Firm to USC49 above last levels with select invoices gaining USC104, a few lines however shed up to USC37.

Mediums – KTDA mediums ranged between steady to dearer by up to USC32 to easier by a similar margin while plantation mediums were irregularly dearer by up to USC53.

Lower Medium – Saw some teas appreciate by up to USC40 while others lost up to USC28.

Plainer – Firm to dearer by up to USC9 to easier by up to USC12.

PF1:

Best – Steady to USC7 dearer to easier by up to USC33.

Brighter – Varied between firm to USC13 dearer to USC5 below previous levels.

Mediums – KTDA mediums were irregular ranging between steady to USC19 dearer to easier by up to USC18 with plantation mediums varying between USC22 dearer to easier by up to USC13.

Lower Medium – Irregular with some teas advancing by up to USC6 while others eased by up to USC15.

Plainer – Ranged between USC12 dearer to easier by up to USC15.

DUST GRADES (M1)

PDUST:

Best – Ranged between to USC11 dearer to easier by up to USC18.

Brighter – Were steady to USC7 above last levels.

Mediums – KTDA mediums were irregular varying between firm to USC33 dearer to easier by up to USC23 while plantation mediums ranged between USC4 dearer to easier by up to USC6.

Lower Medium – Were mainly dearer appreciating by up to USC18 but some teas lost up to USC16.

Plainer – Varied between firm to USC14 above previous prices to easier by up to USC8.



TEA NEWS AROUND THE GLOBE



MOMBASA MARKET – Continued ;

DUST1:

Best – Saw some teas steady to USC9 dearer while others eased by up to USC13.

Brighter – Firm to USC12 dearer.

Mediums – KTDA mediums ranged between steady to USC23 dearer to USC20 below last rates with plantation mediums firm to USC24 above last rates.

Lower Medium – Were irregular with some teas firm and up to USC9 above previous levels while others lost up to USC13.

Plainer – Irregular ranging between USC10 dearer to easier by up to USC12.

SECONDARY GRADES (\$1)

In the Secondary Catalogues, BPs tended dearer while PFs gained. Clean well sorted coloury Fannings appreciated while similar DUSTs held value. Other Fannings advanced with DUSTs steady. BMFs were well absorbed.

QUOTATIONS	BROKENS	FANNINGS
Best	300 – 498	331 – 426
Good	309 – 438	305 – 355
Good Medium	250 – 361	312 – 343
Medium (KTDA)	160 – 296	140 – 293
Medium (Plantations)	190 – 286	154 – 248
Lower Medium	134 – 234	137 – 182
Plainer	108 – 172	077 – 136

AUCTION	KENYA 2024 \$	KENYA 2025 \$	TOTAL 2024 \$	TOTAL 2025 \$
01	2.25	2.26	2.11	2.15
02	2.27	2.23	2.12	2.13
03	2.29	2.28	2.13	2.17

SOURCE : AFRICA TEA BROKERS LTD.



TEA NEWS AROUND THE GLOBE



CHITTAGONG MARKET

SALE NO. 37 – 20TH JANUARY 2025

CTC LEAF: 65,755 packages of tea on offer met with a fairly good demand.

BROKENs: Good liquoring Brokenes were quite a strong market and prices were mostly dearer following competition. Medium varieties met with little less demand and were about steady whilst plainer types were an easier market with more withdrawals. BLF teas were again selective in demand with quite heavy withdrawals.

FANNINGS: Good liquoring Fannings were a strong market and were firm to occasionally dearer. Medium varieties met with fair demand whilst plainer types were an easier market with more withdrawals. BLF teas were again selective in demand with quite heavy withdrawals.

DUST: 14,144 packages of tea on offer met with quite a good demand. Good liquoring Dusts met with a good demand and were generally firm to slightly easier in line with quality. Their Mediums continued to sell firm at easier rates by Tk.3/- to Tk.5/- closely following quality. Plain/BLF Dusts met with a little less demand with more withdrawals. Blenders lent strong support with fair interest from the Loose tea buyers.

COMMENTS: There was a larger weight of tea on offer this week which comprised mostly of plainer varieties. Select few lines of good liquoring varieties met with more competition and prices were mostly dearer. Blenders once again lent good support and Loose tea buyers showed more interest in this week's sale.

Dusts were a fair market with slightly more withdrawals than last.

Our Catalogue: (Sale 37) Avg : Tk 197.79, Sold 54.25% , (Sale 36) Avg : Tk 195.20, Sold 59.26%

Quotations – This Week – (In Taka)

Brokenes	This Week	Last Week	Fannings	This week	Last Week	Dust	This week	Last Week
Best	230-240	220-230	Best	225-240	225-235	PD	200-255	200-285
Good	205-215	200-210	Good	215-220	210-220	RD	160-295	160-287
Medium	180-190	180-190	Medium	180-190	180-190	D	160-298	160-278
Plain	160-170	160-170	Plain	160-170	160-170	CD	160-258	163-261
BLF	160-162	160-162	BLF	160-162	160-162	BLF	160-169	160-168

Exchange Rates 20th January 2025 Sterling Pound 147.7727 Dollar: Tk. 121.0000

SOURCE : NATIONAL BROKERS LTD



TEA NEWS AROUND THE GLOBE



SILIGURI MARKET

SALE NO. 03 – 17TH JANUARY 2025

1. **MARKET DESCRIPTION :**
 - GOOD DEMAND.
 - PRICES EASED, BARRING A FEW LIQUORING SORTS WHICH WERE FIRM AND WELL COMPETED FOR.
 - ALL SECTIONS OPERATED.
 - THE TO-DATE PERCENTAGE OF TEAS SELLING BELOW RS.110, AT 5.3%, IS THE LOWEST WHEN COMPARED TO THE LAST TWO YEARS.

2. TOTAL AUCTION WEIGHTED AVERAGE (₹)

	2024-25			2023-24			UPTO SALE - 3		
	SALE - 3	SALE - 2	+/-	SALE - 3	SALE - 2	+/-	2024-25	2023-24	2022-23
LEAF	149.06	150.09	-1.03	128.81	132.57	-3.76	196.91	165.18	178.96
DUST	152.59	159.16	-6.57	126.23	137.32	-11.09	201.57	160.42	177.36
TOTAL	149.39	150.88	-1.49	128.60	133.02	-4.42	197.45	164.66	178.78

SOURCE: PARCON INDIA PVT LTD

GUWAHATI MARKET

SALE NO. 03 – 18TH JANUARY 2025

1. **MARKET DESCRIPTION :**
 - DEMAND- GOOD FOR LEAF AND FAIR FOR DUST.
 - LEVELS FOR ALL SORTS IN THE LEAF SEGMENT WERE BARELY STEADY TO IRREGULARLY EASIER. CLEANER & SOME LIQUORING TYPES WERE WELL RECEIVED IN BOTH LEAF & DUST SECTION.
 - DUSTS WITNESSED HIGHER WITHDRAWALS COMPARED TO LEAF AND FURTHER SHED LEVELS.
 - MAJOR BLENDERS WERE LESS FORCEFUL. INTERNAL TRADERS CONTINUED TO LEND GOOD SUPPORT. WESTERN INDIA BUYERS OPERATED ON THE LIQUORING TEAS. EXPORTERS AND OTHER PACKERS LENT USEFUL SUPPORT.

2. TOTAL AUCTION WEIGHTED AVERAGE (₹)

	2024-25			2023-24			UPTO SALE - 3		
	SALE - 3	SALE - 2	+/-	SALE - 3	SALE - 2	+/-	2024-25	2023-24	2022-23
LEAF	149.88	154.54	-4.66	131.83	137.48	-5.65	232.42	190.56	191.28
DUST	144.00	157.03	-13.03	127.88	134.02	-6.14	233.60	185.83	194.64
TOTAL	148.38	155.20	-6.82	130.83	136.54	-5.71	232.80	189.24	192.21

SOURCE: PARCON INDIA PVT LTD



TEA NEWS AROUND THE GLOBE



KOLKATA ORTHODOX / CTC MARKET

SALE NO. 03 - 16TH JANUARY 2025

1. MARKET DESCRIPTION :

- DEMAND: GOOD AND IMPROVED WITH THE PROGRESS OF THE SALE.
- THE CLEAN WELL-MADE TEAS WERE READILY ABSORBED AT AROUND LAST LEVELS AND AT TIMES APPRECIATED.
- REMAINDER WERE IRREGULARLY LOWER FOLLOWING QUALITY, PARTICULARLY THE SMALLER BROKENS AND SECONDARY WHOLE LEAF GRADES.
- FANNINGS AND SECONDARY BROKENS WITNESSED KEEN COMPETITION.
- EXPORTERS TO THE MIDDLE EAST AND CIS OPERATED.

2. TOTAL AUCTION WEIGHTED AVERAGE (₹)

	WHOLE LEAF		BROKENS		FANNINGS
	1ST LINE	2ND LINE	LARGER	SMALLER	LEAFY
BEST	400-440+(N)	390+(N)	340-360(N)	280+(N)	NQ
GOOD	350-390	330-380	270-320	220-270	140-170
MEDIUM	260-320	240-290	180-240	160-220	120-130

1. MARKET DESCRIPTION :

- DEMAND - FAIR FOR BOTH LEAF AND DUST
- LEVELS FOR ALL ASSAMS WERE IRREGULAR AROUND LAST AND AT TIMES EASED FOLLOWING QUALITY
- MEDIUM/PLAINER VARIETIES WERE READILY ABSORBED DOOARS BOUGHT LEAF CONTINUED TO SELL READILY AT LAST LEVELS
- ALL DUSTS WERE CLEARLY LOWER WITH SOME WITHDRAWALS
- FAIR SUPPORT FROM MAJOR BLENDERS IN LEAF WHILST VERY SELECTIVE IN DUST. IMPROVED EXPORT ENQUIRY WITNESSED. INTERNAL SECTIONS WERE SELECTIVE.

2. TOTAL AUCTION WEIGHTED AVERAGE (₹)

	2024-25			2023-24			UPTO SALE - 3		
	SALE - 3	SALE - 2	+/-	SALE - 3	SALE - 2	+/-	2024-25	2023-24	2022-23
LEAF	154.59	165.83	-11.24	143.39	153.70	-10.31	241.32	205.20	214.01
DUST	151.27	166.54	-15.27	146.62	154.26	-7.64	269.25	214.67	233.96
TOTAL	153.56	166.07	-12.51	144.23	153.84	-9.61	251.37	208.04	219.66



SOURCE: PARCON INDIA PVT LTD

UPCOMING AUCTION DETAILS

Auction No.	05		04	
Dates	03 rd / 05 th February 2025		28 th / 29 th January 2025	
	No. of Lots	Qty – kg	No. of Lots	Qty – kg
Ex-Estate	904	897,522	948	933,154
Main Sale Total	11,706	5,569,537	11,504	5,499,316
High & Medium	1,606	702,381	1,743	793,253
Low Grown – Leafy	2,151	840,431	2,124	838,095
Low Grown – Semi Leafy	1,911	861,376	1,878	879,651
Low Grown Tippy	2,348	1,166,069	2,471	1,248,276
Premium / Flowery	442	69,971	481	74,712
Off Grades	2,545	1,299,549	2,263	1,168,293
Dust	703	629,760	544	497,036
Grand Total	12,610	6,467,059	12,452	6,432,470
Reprints	622	307,514	606	294,666
Total No. of Lots on Offer	12,610		12,452	
Total Quantity on Offer (kg)	6,467,059		6,432,470	



SCHEDULED CLOSING DATES

Auction No.	Date of Sale	Ex-Estate	Main Sale
06	10 th / 11 th February 2025	23/01/2025	23/01/2025
07	18 th / 19 th February 2025	30/01/2025	30/01/2025
08	25 th / 26 th February 2025	06/02/2025	06/02/2025

PROMPT DATES

Auction No.	Buyers	Sellers
04	05/02/2025	06/02/2025
05	10/02/2025	11/02/2025
06	18/02/2025	19/02/2025



ORDER OF SALE (SALE NO. 04 – 28TH / 29TH JANUARY 2025)

Main Sale Order – 1 (Leafy / Semi Leafy / Tippy / Premium / 1A)	Main Sale Order – 2 (H & M / Off Grade / Dust)	Ex-Estate
LANKA COMMODITY BROKERS LTD	MERCANTILE PRODUCE BROKERS (PVT) LTD	ASIA SIYAKA COMMODITIES PLC.
MERCANTILE PRODUCE BROKERS (PVT) LTD	LANKA COMMODITY BROKERS LTD	BARTLEET PRODUCE MARKETING (PVT) LTD
BARTLEET PRODUCE MARKETING (PVT) LTD	ASIA SIYAKA COMMODITIES PLC.	FORBES & WALKER TEA BROKERS (PVT) LTD
EASTERN BROKERS. LTD.	BARTLEET PRODUCE MARKETING (PVT) LTD	CEYLON TEA BROKERS PLC
FORBES & WALKER TEA BROKERS (PVT) LTD	CEYLON TEA BROKERS PLC	EASTERN BROKERS. LTD.
CEYLON TEA BROKERS PLC	JOHN KEELLS PLC	MERCANTILE PRODUCE BROKERS (PVT) LTD
ASIA SIYAKA COMMODITIES PLC.	EASTERN BROKERS. LTD.	LANKA COMMODITY BROKERS LTD
JOHN KEELLS PLC	FORBES & WALKER TEA BROKERS (PVT) LTD	JOHN KEELLS PLC

[RR : HR / SG]



NOTICE



**We congratulate Bogawantalawa Tea Estates PLC
for obtaining the
North American Sustainability Tea Award (NASTA)
for its project, “The Climate Positive Journey”
at the 2024 North American Tea Conference(NATC)
held in Ontario, Canada.**





“ Because the people who are crazy enough to think
they can change the world are the ones who do.

– ***Steve Jobs***

”