



TEA MARKET REPORT

JOHN KEELLS PLC

SALE NO.04 – 24TH / 25TH JANUARY 2023

ORDER OF SALE (SALE NO. 04 – 24TH / 25TH JANUARY 2023)

Main Sale Order – 1 (Leafy / Semi Leafy / Tippy / Premium / 1A)	Main Sale Order – 2 (H & M / Off Grade / Dust)	Ex-Estate
JOHN KEELLS PLC	MERCANTILE PRODUCE BROKERS (PVT) LTD	MERCANTILE PRODUCE BROKERS (PVT) LTD
LANKA COMMODITY BROKERS LTD	LANKA COMMODITY BROKERS LTD	LANKA COMMODITY BROKERS LTD
EASTERN BROKERS. LTD.	ASIA SIYAKA COMMODITIES PLC.	JOHN KEELLS PLC
MERCANTILE PRODUCE BROKERS (PVT) LTD	BARTLEET PRODUCE MARKETING (PVT) LTD	ASIA SIYAKA COMMODITIES PLC.
BARTLEET PRODUCE MARKETING (PVT) LTD	CEYLON TEA BROKERS PLC	BARTLEET PRODUCE MARKETING (PVT) LTD
FORBES & WALKER TEA BROKERS (PVT) LTD	JOHN KEELLS PLC	FORBES & WALKER TEA BROKERS (PVT) LTD
CEYLON TEA BROKERS PLC	EASTERN BROKERS. LTD.	CEYLON TEA BROKERS PLC
ASIA SIYAKA COMMODITIES PLC.	FORBES & WALKER TEA BROKERS (PVT) LTD	EASTERN BROKERS. LTD.



AUCTION DETAILS

Auction No.	04	
Dates	24 th / 25 th January 2023	
	No. of Lots	Qty – kg
Ex Estate	822	942,777
Main Sale Total	11,549	5,817,207
High & Medium	1,573	712,893
Low Grown - Leafy	2,093	867,881
Low Grown - Semi Leafy	1,641	762,303
Low Grown Tippy	2,508	1,369,959
Premium / Flowery	499	86,667
Off Grades	2,624	1,407,084
Dust	611	610,420
Grand Total	12,371	6,759,984
Reprints	424	216,298
Total No. of Lots Offered	12,371	
Total Quantity Offered (kg)	6,759,984	

PROMPT DATES

Auction No.	Buyers	Sellers
04	31/01/2023	01/02/2023



COMMENTS

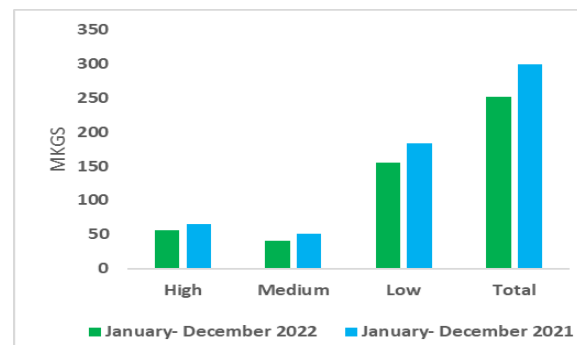
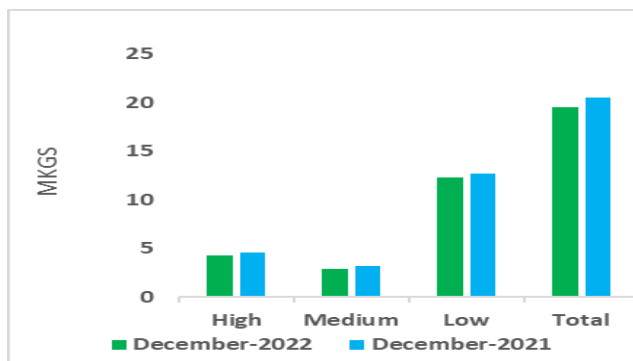


Sri Lanka harvested a crop of 19.5Mkg during the Month of December 2022 which is a negative variance of 4.9% when compared to the crop harvested in December 2021. Incidentally, this is the lowest production reported for the month of December since the year 2008 which was 19.4Mkg.

The main contributor for the 19.5Mkg was from the Low Grown planting districts with 62.9%, followed by High Grown at 22.1% and the Medium Grown at 14.9%. When compared with the crop in 2021, negative variances have been recorded in the High Grown at 5%, Low Grown at 4% and the Medium Grown at 10%.

The cumulative tea production for the year 2022 was 251.5Mkg which is a significant decline of 16% YoY. This too is the lowest recorded since the year 1995 which was 245.9Mkg.

Tea Production December 2022								
Black Tea Production According To Elevations								
Elevation	December (Kg)				January to Date (Kg)			
	2022	2021	Change	% Change	2022	2021	Change	% Change
High	4,318,277	4,566,347	-248,070	-5%	56,320,773	65,326,571	-9,005,798	-13.79%
Medium	2,908,277	3,236,898	-328,621	-10%	40,183,970	50,985,716	-10,801,746	-21.19%
Low	12,274,848	12,720,340	-445,492	-4%	154,994,723	183,176,135	-28,181,412	-15.38%
Total	19,501,402	20,523,585	-1,022,183	-5%	251,499,466	299,488,422	-47,988,956	-16.02%



COMMENTS



The 0.94Mkg of Ex estate teas on offer met with lower demand. Select Best Western High Grown BOPs appreciated selectively following special inquiry. The below best and plainer varieties were easier. Select Best Western High Grown BOPFs were selectively dearer following special inquiry, the below best and plainer varieties were easier. Nuwara Eliya BOP/BOPFs were mostly unsold due to a lack of suitable bids. Uda Pussellawa BOPs were easier from last week's levels, and the corresponding BOPF's too declined. Uva BOPs were irregularly easier, the BOPFs were barely steady. Low grown CTC BP1s were firm, the High and Medium sorts were tending irregular. Low Grown CTC PF1s maintained last levels, the High and Medium PF1s were irregular.

The 3.0Mkg of Low Grown teas which were on offer met with good demand. In the Leafy segment, OPs/OPA's were firm. OP1s were mostly firm. In the Semi Leafy segment, BOP1s were lower to last. Pekoe varieties appreciated following quality. Pekoe1s were firm. In the Small Leaf segment, FBOPs were firm. FBOPF/FF1 varieties were significantly lower with a large volume remaining unsold. BOPF.SP, BOPF, BOP.SP and BOPs met with reasonable demand. Premium Flowery teas were lower.

Turkey, Russia and the C.I.S countries lent fair support. Iran was very selective. Libya and Iraq were active.





MARKET DESCRIPTION

Western Teas

Select best BOPs were firm to Rs.50/- to Rs.100/- dearer at times following quality and special inquiry, the below best and plainer varieties were tending easier by Rs.50/- to Rs.100/-. Select best BOPFs were dearer following quality and special inquiry, the below best and plainer varieties declined irregularly between Rs.50/- to Rs.100/- on average. Medium BOPs were firm Rs.50/- easier, the BOPFs were firm to irregularly lower.

Nuwara Eliya Teas

BOP/ BOPFs mostly remained unsold due to inadequate bids.

Uva Teas

Uva BOPs were barely steady, the BOPFs were firm on last levels. Uda Pussellawa BOPs declined by Rs.100/- to Rs.200/-, the BOPFs too were easier by Rs.100/- to Rs.150/-.

CTC Teas

Low Grown BP1s were firm, the High and Medium sorts were tending irregular. Low Grown PF1s maintains last levels, the High and Medium sorts were firm to irregularly lower following quality.

QUOTATIONS

	BOP – RS.	BOPF – RS.
Good Westerns	1650 – 1950	1650 – 1850
Average Westerns	1400 – 1550	1480 – 1600
Plainer Westerns	1280 – 1380	1400 – 1460
Western Mediums	1000 – 2350	1020 – 1180
Uva Teas	1080 – 1480	1300 – 1500
Nuwara Eliya Teas	NQ	NQ
Uda Pussellawa Teas	1260	1100 – 1480
CTC (BP1 and PF1)	920 - 1300	1000 – 2400





MARKET DESCRIPTION

Low Grown

Select best wiry OP1s along with the other good OP1 invoices were firm to dearer, secondaries too were firm on last levels. Well-made OPs gained on quality, secondaries met with fair demand. Well-made OPAs were firm on last levels, others too were steady. In the Semi Leafy segment, all BOP1s shed by Rs.50/- to Rs.80/- with lower demand experienced throughout the sale. Well-made Pekoes along with the heavy bold Pekoe invoices were fully firm to dearer. Shotty Pekoe1s met with good demand, others too continued a similar trend.

Select best BOPs were firm, best types were lower by Rs.20/- to Rs.30/-, below best types were irregularly lower to last, secondary types were firm. BOP.SP.s and BOPF.SP.s met with reasonable demand. BOPFs followed a similar trend. Select best and best FBOPF1s were substantially lower by Rs.100/- to Rs.150/-, below best FBOPF1s were lower by Rs.40/- to Rs.60/-, secondaries too were lower by Rs.20/- to Rs.30/-. Well-made FBOPs in the select best category were firm, best and below best types were lower by Rs.20/- to Rs.30/-, secondaries were firm. FBOPF varieties met with lower demand. All Premium Flowery teas were substantially lower by Rs.100/- to Rs.200/- and more following quality.

Off Grades

Select best and best FGS1 were easier by Rs.10/- to Rs.20/-, below best and poorer types were firm. Select best and best BMs were easier by Rs.20/-, below best and poorer types were firm. Select best and best BPs declined by Rs.40/- to Rs.60/- and more, below best and poorer types were firm. Select best BOP1As were dearer by Rs.150/- to Rs.200/- whilst best BOP1As were dearer by Rs.100/- to Rs.130/-, below best and poorer sorts were dearer by Rs.30/- to Rs.60/- and more at times.

Dust

Select best and best Dust1s were irregularly dearer by Rs. 5/- to Rs.10/-, below best types depreciated by Rs.5/-, poorer sorts sold at last levels. High and Medium CTCs maintained at last levels. Low Grown CTCs appreciated Rs.10/- to Rs.15/-. Low Grown Dust/Dust1s were dearer by Rs.5/- to Rs.10/-.



QUOTATIONS

	Select Best	Best	Below Best	Others
LIQUORING				
DUST-1	1600.00 - 1800.00	1500.00 - 1590.00	1400.00 - 1490.00	1000.00 - 1390.00
OFF GRADES				
FGS1	1450.00 - 1500.00	1350.00 - 1440.00	900.00 - 1340.00	640.00 - 890.00
FGS	950.00 - 1100.00	860.00 - 940.00	750.00 - 850.00	500.00 - 740.00
LOW GROWNS				
FBOPF / FFSP / FFEXSP	4000.00 - 7600.00	3000.00 - 3800.00	2000.00 - 2800.00	1000.00 - 1900.00
BOP	2100.00 - 2650.00	1500.00 - 2000.00	1100.00 - 1400.00	850.00 - 1050.00
BOPSP	2000.00 - 2700.00	1500.00 - 1900.00	1100.00 - 1400.00	850.00 - 1050.00
BOPF	1800.00 - 2450.00	1300.00 - 1700.00	900.00 - 1200.00	700.00 - 820.00
FBOPF1	2000.00 - 2550.00	1700.00 - 1950.00	1400.00 - 1600.00	800.00 - 1350.00
FBOP	2200.00 - 2850.00	1700.00 - 2150.00	1400.00 - 1700.00	900.00 - 1200.00
BOP1	2600.00 - 3450.00	1900.00 - 2450.00	1400.00 - 1600.00	1300.00 - 1380.00
OP1	2700.00 - 3450.00	2300.00 - 2550.00	1850.00 - 2100.00	1400.00 - 1650.00
OP	2000.00 - 2250.00	1850.00 - 1950.00	1650.00 - 1800.00	1000.00 - 1550.00
OPA	1850.00 - 2400.00	1650.00 - 1800.00	1350.00 - 1600.00	1000.00 - 1250.00
PEKOE	2200.00 - 2750.00	1950.00 - 2100.00	1750.00 - 1900.00	1300.00 - 1450.00
PEKOE1	2250.00 - 2800.00	1900.00 - 2200.00	1700.00 - 1800.00	1100.00 - 1400.00
DUST / DUST1	950.00 - 1200.00	800.00 - 940.00	700.00 - 790.00	600.00 - 690.00



- **Top Prices**
- **Colombo Auction Averages**
- **All Brokers Private Sale Figures**



TOP PRICES (SALE NO. 04 – 24TH / 25TH JANUARY 2023)



WESTERN HIGH			
BOP		Great Western	1950.00
BOPSP		Bearwell	1650.00
BOPF/BOPFSP		Somerset	1850.00
FBOP/FBOP1		Queensberry	1900.00
FBOPF/FBOPF1		Torrington	1850.00
BOP1		Torrington	2150.00
OP/OPA		Inverness	1900.00
OP1		Frotoft Super	1700.00
PEKOE/PEKOE1	++	Craig Hill	2250.00

WESTERN MEDIUM			
BOP		Dartry Valley	2350.00
BOPSP		Hatale	1850.00
BOPF/BOPFSP		Uplands	1700.00
FBOP/FBOP1		Dartry Valley	2400.00
FBOPF/FBOPF1		Dartry Valley	2450.00
BOP1		Craighead	2400.00
OP/OPA		Dartry Valley	2050.00
OP1		Craighead	2250.00
PEKOE/PEKOE1		Dartry Valley	2400.00

UDA PUSSELLAWA			
BOP		Luckyland	1260.00
BOPSP		-	-
BOPF/BOPFSP		Kirklees	1480.00
FBOP/FBOP1		Alma	2100.00
FBOPF/FBOPF1		Gonapitiya	1850.00
BOP1		Gonapitiya	1120.00
OP/OPA		Delmar	1800.00
OP1		Alma	1800.00
PEKOE/PEKOE1		Alma	2100.00

UVA HIGH			
BOP	*	Aislaby	1750.00
BOPSP		Ranaya	1550.00
BOPF/BOPFSP		Bandaraeliya	1500.00
FBOP/FBOP1		Ranaya	1900.00
FBOPF/FBOPF1		Craig	1850.00
BOP1		Craig	1750.00
		Glenanore	1750.00
OP/OPA	*	Ellathota Uva	1700.00
		Craig	1700.00
OP1		Oodoowerre	1700.00
		Uvakellie	1700.00
		Ranaya	1700.00
PEKOE/PEKOE1	*	Glenanore	2200.00
		Battawatte	2200.00

UVA MEDIUM			
BOP	*	Demodera 'S'	1850.00
BOPSP		Sarnia Plaiderie	1700.00
BOPF/BOPFSP		Dickwella	1750.00
FBOP/FBOP1		Ury	2150.00
FBOPF/FBOPF1		High Spring	2100.00
BOP1	*	Halpewatte Uva	2350.00
OP/OPA		Misty-Uva	1800.00
		Aruna Keppetipola	1800.00
OP1		Tinioya	2150.00
PEKOE/PEKOE1		Misty-Uva	2250.00

CTC HIGH			
PF1	*	Dunsinane CTC	1420.00
BP1		Dunsinane CTC	1320.00
BPS		-	
OF			

CTC MEDIUM			
PF1	**	New Peacock CTC	1340.00
BP1	*	Carolina CTC	1220.00
BPS		Aultmore CTC	1020.00
		Donside CTC	1020.00
OF			

NUWARA ELIYA			
BOP		-	
BOPSP	*	Kenmare	1080.00
BOPF/BOPFSP		Kenmare	1100.00
FBOP/FBOP1	*	Lovers Leap	1550.00
		Court Lodge	1550.00
OP/OPA		Court Lodge	1600.00
PEKOE/PEKOE1		Court Lodge	1800.00

CTC LOW			
PF1	*	Hingalgoda CTC	2400.00
BP1	*	Ceciliyan CTC	1300.00
BPS		Canora CTC	1000.00
OF		-	



TOP PRICES (SALE NO. 04 – 24TH / 25TH JANUARY 2023)



LOW			
BOP		Pothotuwa	2650.00
		Mahaliyadda	2650.00
		Sithaka	2650.00
BOPSP		Stream Line	2700.00
BOPF		Sithaka	2450.00
BOPFSP		Mahaliyadda	2250.00
		Stream Line	2250.00
FBOP		Pothotuwa	2850.00
		Sithaka	2850.00
FBOP1		New Galagawa	2450.00
FBOPF		Rotumba	2750.00
FBOPF1		Galatara	2550.00
BOP1		New Vithanakanda	3450.00
OP1		Pothotuwa	3450.00
OP		Green Lanka	2250.00
OPA		Liyonta	2400.00
PEKOE		Lumbini	2750.00
		Tippola Teas	2750.00
		Liyonta	2750.00
		Wattahena	2750.00
		Galatara	2750.00
		Hidellana	2750.00
		Biyolta	2750.00
	*	Berubeula	2700.00
PEKOE1		Gunawardena	2800.00

PREMIUM			
FBOPFSP		New Hopewell	7000.00
FBOPFEXSP		Lickra	7600.00
FBOPFEXSP1		Wathurawila	7150.00

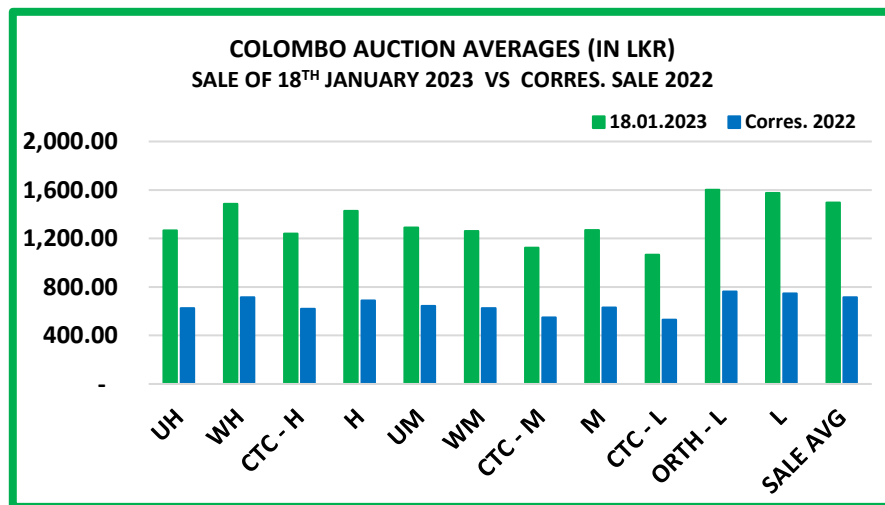
DUST			
DUST1	*	Ceciliyan CTC	1800.00
		Mattakelle	1800.00
P.DUST	*	Hingalgoda CTC	1950.00

OFF GRADES			
FNGS/FNGS1		Mattakelle	1500.00
PFNGS	*	Hingalgoda CTC	1500.00
BM		Wathurawila	1700.00
BP		Liyonta	1700.00
BOP1A		Chandrika Estate	1950.00
		Aldora	1950.00

**** MORE THAN ONE TOP PRICE OBTAINED**
*** TEAS SOLD BY JOHN KEELLS PLC**
+ ALL TIME RECORD PRICE
++ ALL TIME RECORD PRICE EQUALED

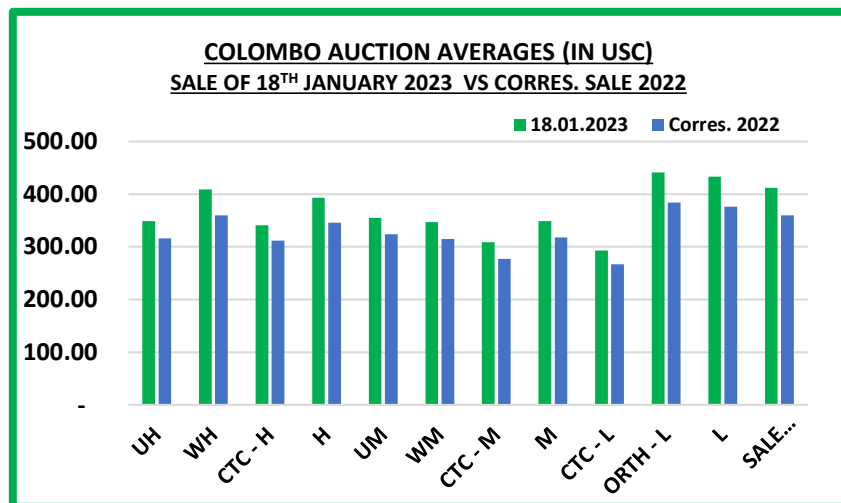


COLOMBO AUCTION AVERAGES



	Sale of 11/01/2023In LKR	Sale of 18/01/2023 In LKR	Corres. 2022 In LKR
Uva High Grown	1288.87	1267.44	626.33
Western High Grown	1509.15	1486.83	715.15
CTC High Grown	1232.96	1240.34	619.71
Summary of High Grown	1451.16	1428.20	687.71
Uva Medium Grown	1306.17	1290.58	643.34
Western Medium Grown	1257.48	1262.45	625.48
CTC Medium Grown	1136.93	1124.19	549.15
Summary of Medium Grown	1271.85	1270.28	630.81
CTC Low Grown	1119.06	1066.81	529.23
Orthodox Low Grown	1623.84	1602.18	762.65
Summary of Low Grown	1595.52	1574.32	745.56
TOTAL SALE AVERAGE	1519.86	1496.10	715.29

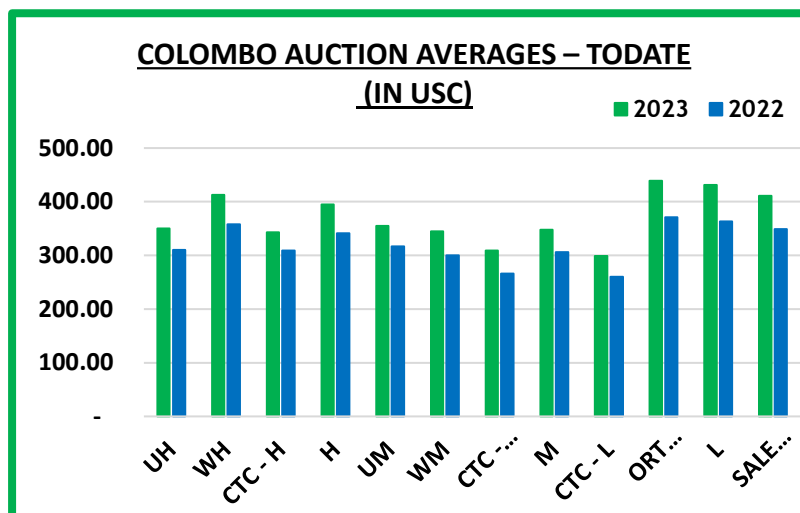
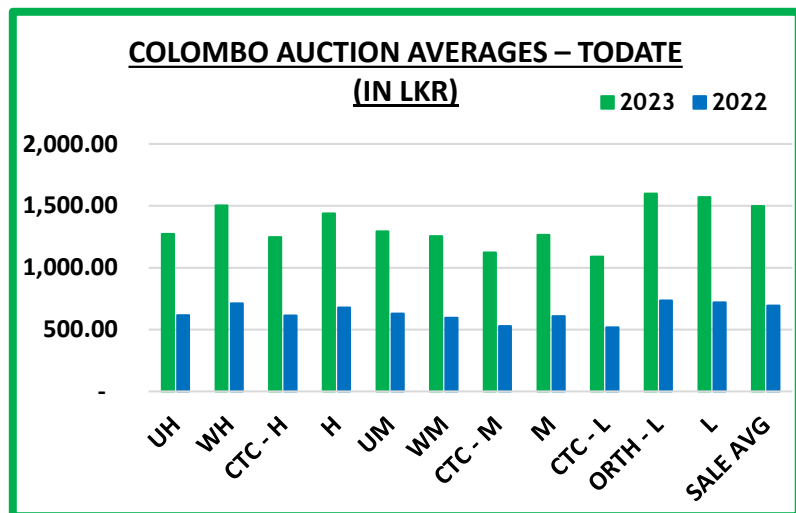
COLOMBO AUCTION AVERAGES



	Sale of 11/01/2023 In USC	Sale of 18/01/2023 In USC	Corres. 2022 In USC
Uva High Grown	354	349	316
Western High Grown	414	409	360
CTC High Grown	338	341	312
Summary of High Grown	398	393	346
Uva Medium Grown	359	355	324
Western Medium Grown	345	347	315
CTC Medium Grown	312	309	277
Summary of Medium Grown	349	349	318
CTC Low Grown	307	293	267
Orthodox Low Grown	446	441	384
Summary of Low Grown	438	433	376
TOTAL SALE AVERAGE	417	412	360



COLOMBO AUCTION AVERAGES



January to Date (Sale No.03)	2023 LKR	2022 LKR	2023 USC	2022 USC
Uva High Grown	1272.52	614.94	350	310
Western High Grown	1503.36	711.26	413	358
CTC High Grown	1247.84	613.67	343	309
Summary of High Grown	1438.95	677.74	395	341
Uva Medium Grown	1292.66	629.69	355	317
Western Medium Grown	1254.74	595.44	345	300
CTC Medium Grown	1123.73	527.47	309	266
Summary of Medium Grown	1265.96	607.07	348	306
CTC Low Grown	1088.01	516.53	299	260
Orthodox Low Grown	1598.32	736.09	439	371
Summary of Low Grown	1569.61	720.03	431	363
TOTAL SALE AVERAGE	1496.70	693.24	411	349



COLOMBO AUCTION AVERAGES

FROM 01 ST TO 18 TH JANUARY 2023	LKR
Uva High Grown	1264.34
Western High Grown	1506.75
Summary of High Grown	1438.99
Uva Medium Grown	1270.65
Western Medium Grown	1252.21
Summary of Medium Grown	1257.74
Summary of Low Grown	1555.86
TOTAL SALE AVERAGE	1485.50



ALL BROKERS PRIVATE SALE FIGURES (FOR THE PERIOD – 16TH TO 21ST JANUARY 2023)

	WEEKLY	TODATE
High & Medium	33,797.00	189,875.60
Low	7,681.00	22,978.00
Green Tea	24,945.00	81,840.00
Organic Tea	3,742.00	22,667.00
BMF	69,983.00	161,883.00
Direct Sales	-	-
Forward Contract	76,088.00	187,328.00





- **Crop and Weather**
- **Crop Figures**
- **Tea News**
- **Notices**

CROP AND WEATHER - FOR THE PERIOD OF – 16TH TO 22ND JANUARY 2023



Western

Dull weather conditions with occasional showers and cold nights were recorded throughout the week in Bogowantalawa, Dickoya and Agarapatana.



Nuwara Eliya

Rainy weather conditions were experienced throughout the week in the Kandapola district whilst, Bright weather with occasional showers were reported in the Nuwara Eliya district.



Uva

Dull weather with occasional rainfall and windy conditions were reported in Haputale and Lunugala whilst, rainy weather conditions were recorded throughout the week in Badulla.



Low Grown

Gloomy weather was recorded at the beginning of the week in the Galle district whilst, rainy weather conditions prevailed thereafter. Dull weather with occasional evening showers were experienced throughout the day in Rathnapura and Deniyaya districts.



Crop

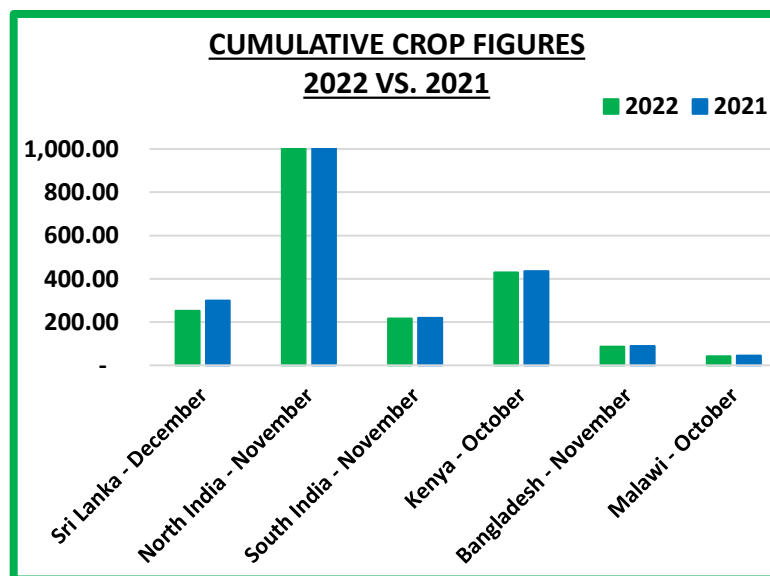
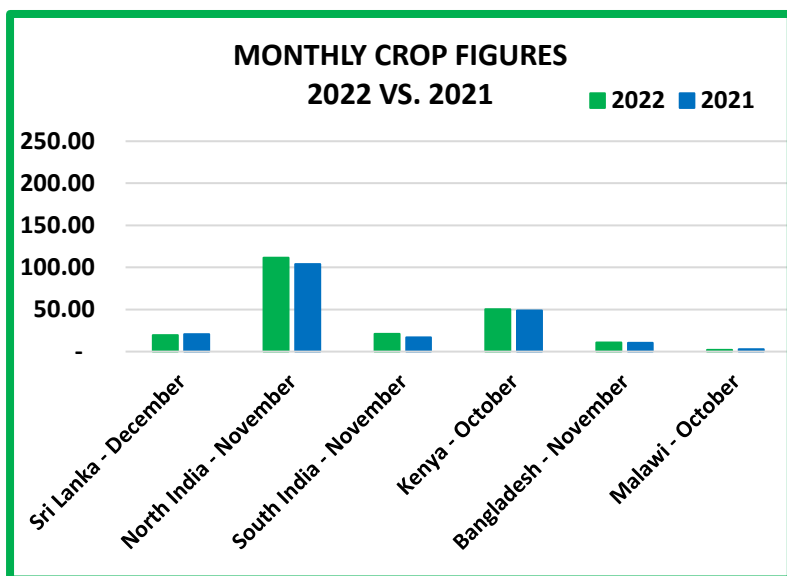
Crop intakes are low.



CROP FIGURES OF MAJOR PRODUCING & EXPORTING COUNTRIES

Country	Month	2022	2021	Cumulative + Inc. / Dec.	Cumulative	2022	2021	Cumulative + Inc. / Dec.
Sri Lanka	December	19.50	20.52	- 1.02	Upto December	251.49	299.48	- 47.99
North India	November	111.60(E)	104.10	+ 7.50	Upto November	1062.40(E)	1057.10	+ 5.30
South India	November	21.20(E)	16.70	+ 4.50	Upto November	215.60(E)	220.00	- 4.40
Kenya	October	50.46	48.95	+ 1.51	Upto October	428.77	434.58	- 5.81
Bangladesh	November	10.84	10.24	+ 0.60	Upto November	86.05	89.57	- 3.52
Malawi	October	2.11	2.93	- 0.82	Upto October	41.44	45.39	- 3.95

(E) - Estimated



SRI LANKA TEA CROP

We give below the Sri Lanka Tea Crop for the month of December 2022 together with January / December 2022, and the corresponding figures for 2021.



	DECEMBER		JANUARY – DECEMBER	
ORTHODOX	2022	2021	2022	2021
High Grown	3,829,829	3,984,565	50,208,810	58,117,361
Medium Grown	2,270,508	2,541,434	32,878,773	40,897,665
Low Grown	11,411,552	11,797,485	144,030,118	171,706,319
TOTAL	17,511,890	18,323,583	227,117,701	270,721,345
CTC				
High Grown	401,571	486,016	5,172,827	5,872,243
Medium Grown	557,494	596,283	6,436,598	8,898,474
Low Grown	863,296	922,822	10,962,372	11,423,984
TOTAL	1,822,360	2,005,120	22,571,797	26,194,701
TOTAL BLACK PRODUCTION				
High Grown	4,231,400	4,470,681	55,381,637	63,989,604
Medium Grown	2,828,002	3,137,716	39,315,370	49,796,139
Low Grown	12,274,848	12,720,306	154,992,490	183,130,303
TOTAL	19,334,250	20,328,703	249,689,497	296,916,046
GREEN TEA				
High Grown	86,877	95,666	939,136	1,336,967
Medium Grown	80,275	99,182	868,600	1,189,577
Low Grown	0	34	2,234	45,831
TOTAL	167,152	194,882	1,809,969	2,572,375
TOTAL PRODUCTION				
High Grown	4,318,277	4,566,347	56,320,773	65,326,571
Medium Grown	2,908,277	3,236,898	40,183,970	50,985,716
Low Grown	12,274,848	12,720,340	154,994,723	183,176,135
TOTAL	19,501,402	20,523,585	251,499,466	299,488,422

SOURCE : SRI LANKA TEA BOARD

SRI LANKA TEA CROP - Continued;



Tea Production December 2022								
Black Tea Production According To Elevations								
Elevation	December (Kg)				January to Date (Kg)			
	2022	2021	Change	% Change	2022	2021	Change	% Change
High	4,318,277	4,566,347	-248,070	-5%	56,320,773	65,326,571	-9,005,798	-13.79%
Medium	2,908,277	3,236,898	-328,621	-10%	40,183,970	50,985,716	-10,801,746	-21.19%
Low	12,274,848	12,720,340	-445,492	-4%	154,994,723	183,176,135	-28,181,412	-15.38%
Total	19,501,402	20,523,585	-1,022,183	-5%	251,499,466	299,488,422	-47,988,956	-16.02%
Tea Production According To Categories								
Production	December (Kg)				January to Date (Kg)			
	2022	2021	Change	% Change	2022	2021	Change	% Change
Orthodox	17,511,890	18,323,583	-811,693	-4%	227,117,701	270,721,345	-43,603,644	-16.11%
CTC	1,822,360	2,005,120	-182,760	-9%	22,571,797	26,194,701	-3,622,904	-13.83%
Green Tea	167,152	194,882	-27,730	-14%	1,809,969	2,572,375	-762,406	-29.64%
Total	19,501,402	20,523,585	-1,022,183	-5%	251,499,466	299,488,422	-47,988,956	-16.02%

SOURCE : SRI LANKA TEA BOARD





TEA NEWS AROUND THE GLOBE

MOMBASA MARKET

SALE NO. 04 – SALE OF 23RD, 24TH & 25TH JANUARY 2023

The market saw a further decline in general demand with prices irregular following quality for the 239,000 packages (15,858,136.00 kilos) on offer; 34.85% were neglected.

OFFERINGS

Leaf Grades	-	124,720 packages (8,167,724.00 kilos) – 36.05% unsold.
Dust Grades	-	81,920 packages (6,046,215.00 kilos) – 40.48% unsold.
Secondary Grades	-	32,360 packages (1,644,197.50 kilos) – 16.01% unsold.

MARKETS

UK, Sudan and **Afghanistan** lent more support while **Yemen, other Middle Eastern countries, Kazakhstan, other CIS states** and **Russia** maintained good enquiry. **Iran** showed useful but selective support while **Pakistan Packers** and **Egyptian Packers** were less active with **Bazaar** quiet. **Local Packers** showed more interest. **Somalia** were active at the lower end of the market.

LEAF GRADES (M2)

BP1:

Best – Were firm to USC20 easier with some lines discounted further by USC70 to USC108; a few select invoices however advanced by USC118.

Brighter – Were irregular varying between steady to USC19 dearer to easier by up to USC22.

Mediums – KTDA mediums were mainly firm with only a few teas varying between dearer by up to USC14 and easier by USC4 and USC24 while plantation mediums shed up to USC39.

Lower Mediums – Met reduced competition and were irregularly easier by up to USC19 but few lines advanced by up to USC20.

Plainer – Lost up to USC20.

PF1:

Best – Shed up to USC14.

Brighter – Firm to USC10 easier.

Mediums – KTDA mediums were mostly steady but a few lines varied between firm to USC10 dearer to easier by a similar margin. Plantation mediums ranged from steady to up to USC5 dearer to USC16 below previous prices.

Lower Mediums – Were easier by up to USC31 for most teas but a few invoices advanced by up to USC14.

Plainer – Steady to easier by up to USC22.

DUST GRADES (M1)

Best – Saw irregular interest varying between steady to USC15 dearer to easier by up to USC5.

Brighter – Ranged between firm to USC10 dearer to easier by up to USC6.

Mediums – KTDA mediums were mostly steady but a few teas varied between steady to USC4 dearer to easier by USC2 while plantation mediums lost up to USC20.

Lower Medium – Firm to USC21 below previous levels but a few selected teas advanced by up to USC12.

Plainer – Eased by up to USC30.



TEA NEWS AROUND THE GLOBE



MOMBASA MARKET – Continued ;

DUST1:

Best – Varied between steady to USC5 dearer to easier by up to USC13.

Brighter – Held value.

Mediums – Most KTDA mediums were steady at last levels with plantation mediums firm to USC18 easier.

Lower Medium – Met reduced competition and shed up to USC17.

Plainer – Lost up to USC21.

SECONDARY GRADES (\$1)

In the Secondary Catalogues, **BP**s were easier with **PF**s barely steady. Clean well sorted coloury **Fannings** tended dearer while **similar DUSTs** eased. **Other Fannings** tended easier with **DUSTs** about firm. **BMF**s were well absorbed.

QUOTATIONS	BROKENS	FANNINGS
Best	255 – 532	262 – 314
Good	255 – 270	262 – 282
Good Medium	255 – 289	262 – 279
Medium (KTDA)	250 – 272	244 – 266
Medium (Plantations)	140 – 256	150 – 242
Lower Medium	115 – 212	130 – 209
Plainer	100 – 128	100 – 158

AUCTION	KENYA 2022 \$	KENYA 2023 \$	TOTAL 2022 \$	TOTAL 2023 \$
01	2.64	2.40	2.45	2.25
02	2.61	2.38	2.43	2.22
03	2.74	2.34	2.55	2.13

SOURCE : AFRICA TEA BROKERS LTD.



TEA NEWS AROUND THE GLOBE



CHITTAGONG MARKET

SALE NO.38 – 23RD JANUARY 2023

CTC LEAF: 49,762 packages of Current Season teas on offer met with a fairly good demand.

BROKENS: A few clean Brokens available met with a stronger demand and were dearer with competition. The good varieties also held firm. Medium types met with fair demand and were a touch easier with some withdrawals. Plain teas, however, were much less in demand and were easier with more withdrawals. BLF teas met with fair demand and withdrawals were a little less.

FANNINGS: A small weight of good liquoring Fannings met with a strong demand and were mostly dearer. Good descriptions also met with a fair demand and were steady but tended a little easier with a few withdrawals. Mediums followed a similar market but there were more withdrawals in this variety. Plain teas witnessed only some support and were meeting more withdrawals. BLF teas met with fair demand and withdrawals were a little less.

CTC DUST: 12,275 packages of Current Season Teas 12,275 packages of Current Season teas on offer met with a fair demand and sold well. Good liquoring Dusts sold well with Tk.5/- to Tk.10/- lower than last levels. Mediums met with fair demand and sold well. Plain and BLF Dusts also met with fair demand with a few withdrawals. Blenders were active with fair interest from the Loose tea buyers.

COMMENTS: Bright teas continued to attract strong competition and were again a dearer market. Other varieties met with less demand with more withdrawals than last. Blenders were the mainstay of the market with less demand from Loose tea buyers. Dusts sold well with a few withdrawals.

Our catalogue: (Sale 38) Avg: Tk 200.98, Sold 69.8 % & (Sale 37) Avg: Tk 212.10, sold 73.4 %.

Quotations – This Week – (In Taka)

Brokens	This Week	Last Week	Fannings	This week	Last Week	Dust	This week	Last Week
Large	215-230 nom	215-230 nom	Best	235-255	225-250	PD	190-274	180-260
Medium	210-225	210-220	Good	220-230	220-225	RD	100-298	100-310
Small	210-225	210-220	Medium	195-205	200-210	D	122-289	148-280
Plain	140-160	150-170	Plain	150-160	160-170	CD	150-350	155-400
BLF	130-150	130-150	BLF	130-150	130-150	BLF	130-200	145-200

Exchange Rates 23rd January 2023 Sterling Pound: Tk. 126.7248, dollar: Tk. 102.0000

SOURCE : NATIONAL BROKERS LTD



TEA NEWS AROUND THE GLOBE



SILIGURI MARKET

SALE NO. 03 – SALE OF 21ST JANUARY 2023

1. MARKET DESCRIPTION :

- BUOYANCY IN DEMAND PREVAILED, MORE SO FOR THE DUSTS.
- LEVELS EASED IRREGULARLY.
- HUL/TCPL AND INTERNAL BUYERS WERE THE MAINSTAY WITH SELECTIVE SUPPORT FROM EXPORTERS IN THE LEAF CATEGORY.
- THE DUST AVERAGE REMAINED HIGHER THAN THAT OF THE LEAF FOR THE 6TH CONSECUTIVE WEEK.

2. TOTAL AUCTION WEIGHTED AVERAGE (₹)

	2022-23			2021-22			UPTO SALE - 3		
	SALE - 3	SALE - 2	+/-	SALE - 3	SALE - 2	+/-	2022-23	2021-22	2020-21
CTC	137.42	144.43	-7.01	146.16	152.08	-5.92	178.96	179.99	205.13
DUST	149.86	152.85	-2.99	150.09	152.22	-2.13	177.37	169.05	199.32
TOTAL	138.39	145.16	-6.77	146.52	152.10	-5.58	178.79	178.76	204.44

SOURCE: PARCON INDIA PVT LTD

GUWAHATI MARKET

SALE NO. 03 – SALE OF 19TH JANUARY 2023

1. MARKET DESCRIPTION :

- GOOD DEMAND.
- SELECT GOOD & BEST SORTS APPRECIATED WITH COMPETITION. BETTER MEDIUM AND MEDIUM VARIETIES SOLD AT IRREGULARLY EASIER LEVELS.
- BETTER OFFTAKE OF THE PLAINER TYPES AND SECONDARY TEAS WHICH SOLD AROUND LAST LEVELS.
- MAJOR BLENDERS WERE SELECTIVE WHILE WESTERN INDIA BUYERS OPERATED ON LIQUORING REPRINTS WHICH APPRECIATED.
- INTERNAL BUYERS ACTIVE.
- SOME EXPORT ENQUIRY FOR LIQUORING BROKENS & LEAFY DUSTS.

2. TOTAL AUCTION WEIGHTED AVERAGE (₹)

	2022-23			2021-22			UPTO SALE - 3		
	SALE - 3	SALE - 2	+/-	SALE - 3	SALE - 2	+/-	2022-23	2021-22	2020-21
CTC	139.85	143.50	-3.66	149.58	153.48	-3.90	191.84	184.73	221.98
DUST	139.33	148.43	-9.10	144.22	146.69	-2.47	195.00	180.42	232.16
TOTAL	139.71	144.77	-5.06	148.02	151.41	-3.39	192.71	183.46	225.26

SOURCE: PARCON INDIA PVT LTD





TEA NEWS AROUND THE GLOBE

KOLKATA ORTHODOX / CTC MARKET

SALE NO. 03 – SALE OF 20TH JANUARY 2023

1. MARKET DESCRIPTION :

- STRONG DEMAND.
- FEW CLEAN, WELL MADE SORTS SOLD READILY AT FIRM RATES, PARTICULARLY THE BOLDER WHOLE LEAF AND BROKENS.
- REMAINDER WERE IRREGULAR AROUND LAST FOLLOWING QUALITY.
- EXPORTERS TO THE MIDDLE EAST & CIS WERE ACTIVE.

	WHOLE LEAF		BROKENS		FANNINGS
	1ST LINE	2ND LINE	LARGER	SMALLER	LEAFY
BEST	NQ	NQ	NQ	NQ	NQ
GOOD	240-280	210-250	210-260+	200-240	140-170
MEDIUM	190-230	160-200	150-200	140-190	100-130

1. MARKET DESCRIPTION :

- FAIR DEMAND.
- ALL CATEGORIES OF ASSAMS & CACHARS TENDED EASIER FOLLOWING DROP IN QUALITY. EARLIER INVOICES CONTINUED TO ELICIT BETTER ENQUIRY.
- DOOARS WERE AROUND LAST.
- DUST FOLLOWED A SIMILAR TREND.
- MAJOR BLENDERS MAINSTAY WITH SUPPORT FROM INTERNAL TRADE & EXPORTERS.

2. TOTAL AUCTION WEIGHTED AVERAGE (₹)

	2022-23			2021-22			UPTO SALE - 3		
	SALE - 3	SALE - 2	+/-	SALE - 3	SALE - 2	+/-	2022-23	2021-22	2020-21
CTC	149.86	164.53	14.67	168.30	175.27	-6.97	212.46	206.38	230.63
DUST	163.24	164.67	1.43	161.68	177.14	-15.46	232.16	211.10	241.84
TOTAL	153.48	164.57	11.09	166.25	175.77	-9.52	218.03	207.71	233.94

SOURCE: PARCON INDIA PVT LTD



UPCOMING AUCTION DETAILS

Auction No.	06		05	
Dates	07 th / 08 th February 2023		30 th / 31 ST January 2023	
	No. of Lots	Qty – kg	No. of Lots	Qty – kg
Ex-Estate	587	590,414	689	745,187
Main Sale Total	8,699	3,966,903	9,333	4,288,158
High & Medium	968	407,846	1,209	496,164
Low Grown – Leafy	1,684	616,908	1,787	661,581
Low Grown – Semi Leafy	1,342	569,789	1,367	584,852
Low Grown Tippy	1,952	985,900	2,051	1,040,350
Premium / Flowery	366	56,972	461	74,682
Off Grades	1,967	950,584	2,005	1,008,892
Dust	420	378,904	453	421,637
Grand Total	9,286	4,557,317	10,022	5,033,345
Reprints	577	304,021	485	233,430
Total No. of Lots on Offer	9,286		10,022	
Total Quantity on Offer (kg)	4,557,317		5,033,345	



SCHEDULED CLOSING DATES

Auction No.	Date of Sale	Ex-Estate	Main Sale
07	14 th / 15 th February 2023	26/01/2023	26/01/2023
08	21 st / 22 nd February 2023	02/02/2023	02/02/2023
09	28 th Feb. / 1 st March 2023	09/02/2023	09/02/2023

PROMPT DATES

Auction No.	Buyers	Sellers
05	06/02/2023	07/02/2023
06	14/02/2023	15/02/2023
07	21/02/2023	22/02/2023



ORDER OF SALE (SALE NO. 05 – 30TH / 31ST JANUARY 2023)

Main Sale Order – 1 (Leafy / Semi Leafy / Tippy / Premium / 1A)	Main Sale Order – 2 (H & M / Off Grade / Dust)	Ex-Estate
LANKA COMMODITY BROKERS LTD	LANKA COMMODITY BROKERS LTD	LANKA COMMODITY BROKERS LTD
MERCANTILE PRODUCE BROKERS (PVT) LTD	ASIA SIYAKA COMMODITIES PLC.	JOHN KEELLS PLC
BARTLEET PRODUCE MARKETING (PVT) LTD	BARTLEET PRODUCE MARKETING (PVT) LTD	ASIA SIYAKA COMMODITIES PLC.
EASTERN BROKERS. LTD.	CEYLON TEA BROKERS PLC	BARTLEET PRODUCE MARKETING (PVT) LTD
FORBES & WALKER TEA BROKERS (PVT) LTD	JOHN KEELLS PLC	FORBES & WALKER TEA BROKERS (PVT) LTD
CEYLON TEA BROKERS PLC	EASTERN BROKERS. LTD.	CEYLON TEA BROKERS PLC
ASIA SIYAKA COMMODITIES PLC.	FORBES & WALKER TEA BROKERS (PVT) LTD	EASTERN BROKERS. LTD.
JOHN KEELLS PLC	MERCANTILE PRODUCE BROKERS (PVT) LTD	MERCANTILE PRODUCE BROKERS (PVT) LTD

[DB : HR / SG]



NOTICE



**We congratulate Talawakelle Tea Estates PLC
for obtaining
Eco Label Certification.**



NOTICE



**We congratulate Maturata Plantations Ltd
for obtaining
“Preferred by Nature” Certification
as the first tea plantation company
in the world.**





“

If you set your goals ridiculously high and it's a failure,
you will fail above everyone else's success

— *James Cameron*

”