



# TEA MARKET REPORT

## JOHN KEELLS PLC

**SALE NO. 04 – 25<sup>TH</sup> / 26<sup>TH</sup> JANUARY 2021**

# ORDER OF SALE (SALE NO. 04 – 25<sup>TH</sup> / 26<sup>TH</sup> JANUARY 2021)

Main Sale Order – 1 (Leafy / Semi Leafy / Tippy / Premium / 1A)	Main Sale Order – 2 (H & M / Off Grade / Dust)	Ex-Estate
<b>JOHN KEELLS PLC</b>	Mercantile Produce Brokers (Pvt) Ltd	Ceylon Tea Brokers PLC
Lanka Commodity Brokers Ltd	Lanka Commodity Brokers Ltd	Eastern Brokers Ltd.
Eastern Brokers. Ltd.	Asia Siyaka Commodities Pvt. Ltd	Mercantile Produce Brokers (Pvt) Ltd
Mercantile Produce Brokers (Pvt) Ltd	Bartleet Produce Marketing (Pvt) Ltd	Lanka Commodity Brokers Ltd
Bartleet Produce Marketing (Pvt) Ltd	Ceylon Tea Brokers PLC	<b>JOHN KEELLS PLC</b>
F & W Tea Brokers (Pvt) Ltd	<b>JOHN KEELLS PLC</b>	Asia Siyaka Commodities Pvt. Ltd
Ceylon Tea Brokers PLC	Eastern Brokers. Ltd.	Bartleet Produce Marketing (Pvt) Ltd
Asia Siyaka Commodities Pvt. Ltd	F & W Tea Brokers (Pvt) Ltd	F & W Tea Brokers (Pvt) Ltd



## AUCTION DETAILS

Auction No.	04	
Dates	25 <sup>th</sup> / 26 <sup>th</sup> January 2021	
	No. of Lots	Qty – kg
Ex Estate	965	1,118,151
Main Sale Total	11,388	6,280,636
High & Medium	1,746	880,302
Low Grown - Leafy	2,317	1,098,869
Low Grown - Semi Leafy	1,745	952,739
Low Grown Tippy	2,126	1,191,695
Premium / Flowery	441	81,809
Off Grades	2,266	1,278,669
Dust	747	796,553
Grand Total	12,353	7,398,787
Reprints	622	350,889
<b>Total No. of Lots Offered</b>	<b>12,353</b>	
<b>Total Quantity Offered (kg)</b>	<b>7,398,787</b>	

## PROMPT DATES

Auction No.	Buyers	Sellers
04	01/02/2021	02/02/2021



# COMMENTS



Today's 1.1 Mkgs of Ex-Estate teas on offer met with lower demand. Select best Western High Grown BOPs declined, the below best and plainer varieties too followed a similar trend. Select best Western High Grown BOPFs were easier from last week's levels with only a few selected teas holding firm. Nuwara Eliya BOPs were irregular and mostly easier, BOPFs too eased from last week's levels. Udupussellawa BOPs were easier, BOPFs were firm to a little easier at times. Uva BOP / BOPFs declined sharply. Low Grown CTC BP1s were firm, High and Medium sorts were irregular. Low Grown PF1s were marginally easier, High and Medium sorts were irregularly lower following quality.

The 3.2 Mkg of Low Grown teas which were on offer met with fair demand. Select best and best OP1s were irregularly lower to last. BOP1s met with lower demand. Select best and best OP / OPAs were firm, secondaries met with reasonable demand. Well-made Bold Pekoes / Pekoe1s were dearer, best and below best types shed several Rupees. In the Small leaf segment, select best BOP.SP / BOPF.SP and BOPFs were firm. Select best BOPs were irregularly lower. Select best FBOPs declined several rupees, others were irregularly lower to last. Select best FBOPF1s were firm, others were lower to last. FBOPF varieties were lower. Well-made Premium Flowery teas were firm, others met with lower demand.

Turkey, Iran, Russia and the C.I.S. countries lent fair support. Libya and Iraq were active.







## MARKET DESCRIPTION

### Western Teas

Best BOPs shed Rs.20/- to Rs.40/- and at times more, below best types were lower by Rs.40/- to Rs.50/-, plainer types declined by Rs.10/- to Rs.20/-. A few best BOPFs were firm, however the others declined by Rs.30/- to Rs.40/-, below best types shed Rs.10/- to Rs.20/-, plainer sorts were easier by Rs.10/-. Medium BOPs shed Rs.20/-, BOPFs maintained.

### Nuwara Eliya Teas

BOP/ BOPFs declined on last levels.

### Uva Teas

BOPs were lower by Rs.20/- to Rs.30/-, BOPFs declined by Rs.10/- to Rs.20/-. Uda pussellawa BOPs shed Rs.20/-, whilst the BOPFs were lower by Rs.10/- to Rs.20/-.

### CTC Teas

Low Grown BP1s maintained last levels, PF1s were slightly lower to last. Medium BP1/ PF1s were irregularly lower to last. High Grown BP1/ PF1s were firm.

## QUOTATIONS

	BOP – RS.	BOPF – RS.
Good Westerns	680 – 750	640 – 740
Average Westerns	610 – 670	600 – 630
Plainer Westerns	540 – 590	550 – 590
Western Mediums	560 – 770	500 – 620
Uva Teas	520 – 630	490 – 620
Nuwara Eliya Teas	610 – 760	720
Uda Pussellawa Teas	540 – 610	500 – 610
CTC (BP1 and PF1)	400 – 640	360 – 830





# MARKET DESCRIPTION

## Low Grown

Well twisted wiry OP1s declined with only limited demand, bolder types along with the secondaries however held firm on most occasions. BOP1s were firm to easier by Rs.10/- to Rs.20/-. Well-made OPs were firm to easier by a few rupees, secondaries however sold at attractive levels. OPAs maintained a similar market as OPs. Shotty Pekoes were firm, bold Pekoes eased by Rs.10/-. Well-made Pekoe1s in the select best category maintained last levels, others declined by Rs.10/- to Rs.20/-.

Select best BOPs were firm, best and below best types were irregularly lower by Rs.5/- to Rs.10/-, secondary types were lower to last. Select best BOP.SP / BOPF.SP were firm, best and below best types too were firm, poorer sorts were dearer by a few rupees. BOPFs followed a similar trend. Select best FBOPF1s were firm, best and below best types were lower by Rs.5/- to Rs.10/-, secondaries were lower by Rs.5/- to Rs.10/-. A few select best well-made FBOPs were firm, others were lower by Rs.5/- to Rs.10/-, best types declined Rs.10/- to Rs.20/-, below best and secondary types were firm. Select best FBOPF types were firm, best and below best types were lower to last. Select best Premium Flowery teas met with fair demand, best types met with lower demand, below best types were substantially lower by Rs.20/- to Rs.30/-.

## Off Grades

Select best and best Fgs1s declined by Rs.10/- to Rs.20/-, below best and poorer sorts were dearer by Rs.10/- to Rs.20/-. Select best and best BMs were dearer by Rs.10/-, whilst below best and poorer sorts were dearer by Rs.20/- to Rs.30/-. All BPs were dearer by Rs.30/- to Rs.40/-. Select best and best BOP1As were dearer by Rs.10/- to Rs.20/-, below best and poorer sorts showed a similar trend.

## Dust

Select best Dust1s declined by Rs.20/- to Rs.30/-, best and below best types declined by Rs.10/- to Rs.20/-, poorer sorts were firm to easier. Clean secondaries were firm to lower, others held firm. Best High and Medium CTCs declined by Rs.20/- to Rs.30/-, others declined by Rs.10/- to Rs.20/-. Best Low Grown CTCs were lower by Rs.30/- to Rs.40/-, others were firm to lower. Best Low Grown Dust / Dust1s declined by Rs.20/- to Rs.30/-, others were dearer by Rs.20/-.



# QUOTATIONS

	Select Best	Best	Below Best	Others
<b>LIQUORING</b>				
DUST-1	630.00 - 750.00	580.00 - 620.00	540.00 - 570.00	440.00 - 530.00
<b>OFF GRADES</b>				
FGS1	600.00 - 620.00	550.00 - 590.00	450.00 - 540.00	350.00 - 440.00
FGS	500.00 - 520.00	440.00 - 490.00	380.00 - 430.00	320.00 - 370.00
<b>LOW GROWNS</b>				
FBOPF / FFSP / FFEXSP	2000.00 - 3700.00	1200.00 - 1800.00	800.00 - 1100.00	600.00 - 740.00
BOP	880.00 - 980.00	690.00 - 800.00	560.00 - 680.00	450.00 - 540.00
BOPSP	800.00 - 1020.00	630.00 - 740.00	550.00 - 590.00	420.00 - 510.00
BOPF	670.00 - 750.00	510.00 - 590.00	420.00 - 500.00	280.00 - 370.00
FBOPF1	740.00 - 960.00	640.00 - 710.00	590.00 - 620.00	440.00 - 570.00
FBOP	800.00 - 1060.00	670.00 - 740.00	570.00 - 650.00	440.00 - 550.00
BOP1	860.00 - 1300.00	830.00 - 860.00	710.00 - 830.00	620.00 - 670.00
OP1	1420.00 - 1650.00	1390.00 - 1420.00	1070.00 - 1390.00	500.00 - 700.00
OP	730.00 - 790.00	710.00 - 730.00	670.00 - 710.00	530.00 - 570.00
OPA	680.00 - 890.00	620.00 - 660.00	500.00 - 550.00	400.00 - 470.00
PEKOE	800.00 - 1140.00	650.00 - 720.00	550.00 - 600.00	470.00 - 500.00
PEKOE1	800.00 - 1140.00	720.00 - 750.00	600.00 - 640.00	450.00 - 510.00
DUST / DUST1	450.00 - 570.00	420.00 - 440.00	380.00 - 410.00	330.00 - 360.00



- **Top Prices**
- **Colombo Auction Averages**
- **All Brokers Private Sale Figures**





# TOP PRICES (SALE NO. 04 – 25<sup>TH</sup> / 26<sup>TH</sup> JANUARY 2021)

WESTERN HIGH			
BOP		Somerset	750.00
BOPSP		Great Western	700.00
		Queensberry	700.00
		Wattegodde	700.00
BOPF/BOPFSP		Adisham	740.00
FBOP/FBOP1		Inverness	810.00
FBOPF/FBOPF1		Inverness	760.00
BOP1		Inverness	800.00
OP/OPA		Inverness	660.00
OP1		Queensberry	740.00
PEKOE/PEKOE1		Weddemulla	890.00

UVA HIGH			
BOP	*	<b>Glenanore</b>	<b>700.00</b>
BOPSP		Spring Valley	660.00
BOPF/BOPFSP		Mahadowa	620.00
FBOP/FBOP1		Spring Valley	780.00
FBOPF/FBOPF1		Oodoowerre	760.00
BOP1		Battawatte	740.00
OP/OPA		Spring Valley	690.00
OP1		Glenanore	710.00
PEKOE/PEKOE1		Craig	940.00

NUWARA ELIYA			
BOP	*	<b>Lovers Leap</b>	<b>760.00</b>
BOPF/BOPFSP	*	<b>Lovers Leap</b>	<b>720.00</b>
		Court Lodge	720.00
FBOP/FBOP1	*	<b>Lovers Leap</b>	<b>920.00</b>
OP/OPA		Court Lodge	550.00
PEKOE/PEKOE1		Mahagastotte	870.00

WESTERN MEDIUM			
BOP		Craighead	830.00
		Harangalla	830.00
BOPSP		Hatale	700.00
BOPF/BOPFSP		Craighead	670.00
FBOP/FBOP1		Craighead	900.00
		Doombagastalawa	900.00
FBOPF/FBOPF1		Craighead	1000.00
BOP1		Ancoombra	760.00
OP/OPA		Dartry Valley	720.00
		Dehiwatte Super	720.00
OP1		Craighead	740.00
PEKOE/PEKOE1		Craighead	960.00
		Imboolpittia	960.00
		Uplands	960.00

UVA MEDIUM			
BOP	*	<b>Demodera "S"</b>	<b>690.00</b>
BOPSP		Halpewatte Uva	700.00
		Wewesse	700.00
BOPF/BOPFSP	*	<b>Halpewatte Uva</b>	<b>640.00</b>
FBOP/FBOP1		Aruna Passara	890.00
FBOPF/FBOPF1	*	<b>Telbedde</b>	<b>810.00</b>
BOP1		Demodera "S"	830.00
OP/OPA		Dickwella	730.00
OP1		Telbedde	840.00
PEKOE/PEKOE1		Dickwella	900.00

CTC LOW			
PF1	*	<b>Hingalgoda CTC</b>	<b>830.00</b>
BP1	*	<b>Suduwelipothahena CTC</b>	<b>640.00</b>
BPS	*	<b>Ceciliyan CTC</b>	<b>650.00</b>
OF		Peakwatta CTC	370.00

UDA PUSSELLAWA			
BOP		Kirklees	610.00
BOPSP		Kirklees	600.00
BOPF/BOPFSP		Kirklees	610.00
		Liddesdale	610.00
		Luckyland	610.00
		Ragalla	610.00
FBOP/FBOP1		Gampaha	700.00
FBOPF/FBOPF1		Gampaha	680.00
		Gonapitiya	680.00
BOP1		-	
OP/OPA		Delmar	620.00
OP1		Gonapitiya	650.00
PEKOE/PEKOE1		Gampaha	730.00

CTC HIGH			
PF1	**	<b>Dunsinane CTC</b>	<b>620.00</b>
BP1		Dunsinane CTC	600.00
BPS	*	<b>Mount Vernon CTC</b>	<b>550.00</b>
OF		Mount Vernon CTC	580.00

CTC MEDIUM			
PF1		New Peacock CTC	640.00
BP1	*	<b>Delta CTC</b>	<b>610.00</b>
BPS	*	<b>Carolina CTC</b>	<b>560.00</b>
OF		-	





# TOP PRICES (SALE NO. 04 – 25<sup>TH</sup> / 26<sup>TH</sup> JANUARY 2021)

LOW			
BOP		Kelani	980.00
BOPSP		Geekiyannahena	1020.00
BOPF		Sithaka	750.00
BOPFSP		Athukorala Group Super	800.00
	*	<b>Berubeula</b>	<b>720.00</b>
FBOP		Pothotuwa	1060.00
FBOP1		Garden Leaf	870.00
FBOPF		Gangaboda	1100.00
FBOPF1		Himara	960.00
BOP1		Pothotuwa	1300.00
OP1		Pothotuwa	1650.00
		Susantha	1650.00
OP		Sunrise	790.00
OPA		Himara	890.00
PEKOE		Liyonta	1140.00
PEKOE1		Kuttapitiya Super	1140.00
		Lumbini	1140.00
		Veddagala	1140.00

PREMIUM			
FBOPFSP		Sapumalkanda	2950.00
FBOPFEXSP		Lions	3700.00
FBOPFEXSP1		Muswenna	3000.00

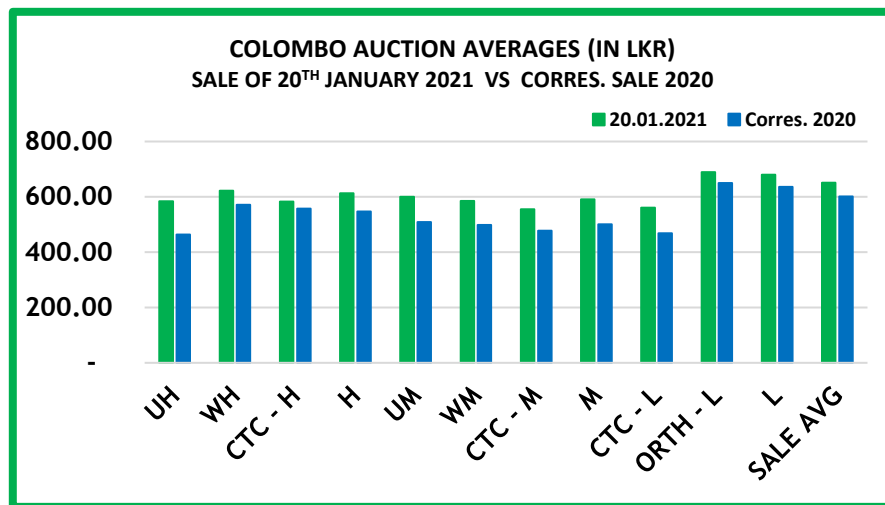
DUST			
DUST1	*	<b>Mattakelle</b>	<b>750.00</b>
P.DUST	*	<b>Hingalgoda CTC</b>	<b>710.00</b>

OFF GRADES			
FNGS/FNGS1	*	<b>Wanarajah</b>	<b>620.00</b>
	*	<b>Albion</b>	<b>610.00</b>
	*	<b>Forest Creek</b>	<b>610.00</b>
PFNGS	*	<b>Hingalgoda CTC</b>	<b>690.00</b>
BM		Kuttapitiya "A"	650.00
BP		Ransegoda Hills	710.00
BOP1A		Garden Leaf	760.00
		Golden Garden	760.00

**\*\* MORE THAN ONE TOP PRICE OBTAINED**  
**\* TEAS SOLD BY JOHN KEELLS PLC**  
**+ ALL TIME RECORD PRICE**  
**++ ALL TIME RECORD PRICE EQUALED**

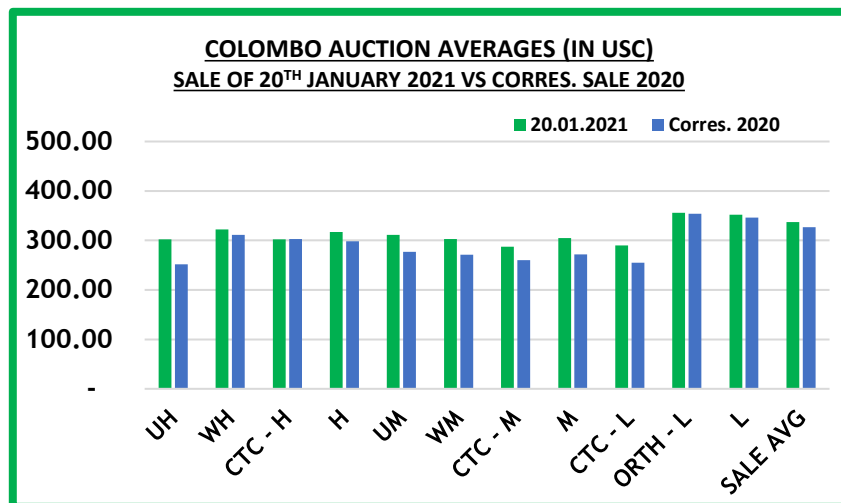


# COLOMBO AUCTION AVERAGES



	Sale of 12/01/2021 In LKR	Sale of 20/01/2021 In LKR	Corres. 2020 In LKR
Uva High Grown	584.82	583.50	463.54
Western High Grown	638.94	622.15	570.87
CTC High Grown	583.98	583.34	556.82
<b>Summary of High Grown</b>	<b>624.23</b>	<b>612.32</b>	<b>547.36</b>
Uva Medium Grown	603.83	600.70	508.60
Western Medium Grown	583.21	585.09	498.59
CTC Medium Grown	558.60	554.78	477.11
<b>Summary of Medium Grown</b>	<b>589.65</b>	<b>590.41</b>	<b>500.66</b>
CTC Low Grown	549.36	561.24	468.67
Orthodox Low Grown	680.29	688.72	650.27
<b>Summary of Low Grown</b>	<b>670.95</b>	<b>679.72</b>	<b>635.94</b>
<b>TOTAL SALE AVERAGE</b>	<b>647.46</b>	<b>651.51</b>	<b>601.00</b>

# COLOMBO AUCTION AVERAGES



	Sale of 12/01/2021 In USC	Sale of 20/01/2021 In USC	Corres. 2020 In USC
Uva High Grown	311	302	252
Western High Grown	340	322	311
CTC High Grown	310	302	303
<b>Summary of High Grown</b>	<b>332</b>	<b>317</b>	<b>298</b>
Uva Medium Grown	321	311	277
Western Medium Grown	310	303	271
CTC Medium Grown	297	287	260
<b>Summary of Medium Grown</b>	<b>313</b>	<b>305</b>	<b>272</b>
CTC Low Grown	292	290	255
Orthodox Low Grown	362	356	354
<b>Summary of Low Grown</b>	<b>357</b>	<b>352</b>	<b>346</b>
<b>TOTAL SALE AVERAGE</b>	<b>344</b>	<b>337</b>	<b>327</b>

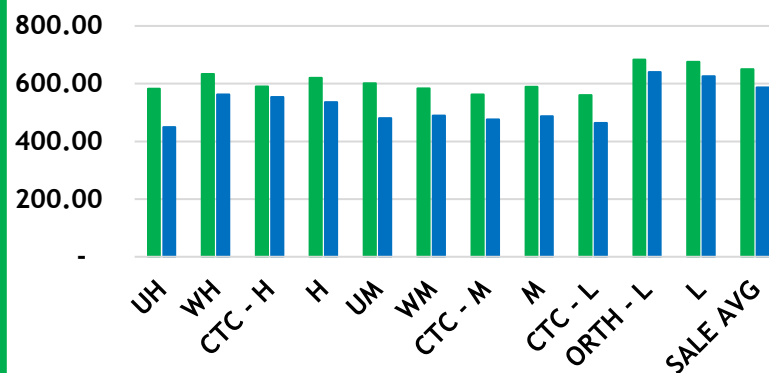


# COLOMBO AUCTION AVERAGES

**COLOMBO AUCTION AVERAGES – TODATE**

(IN LKR)

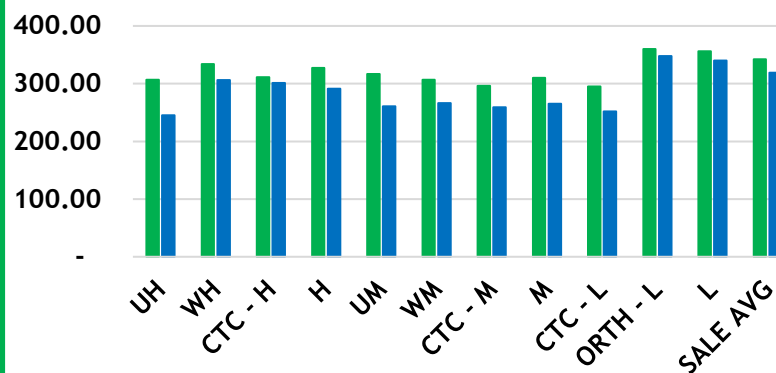
■ 2021 ■ 2020



**COLOMBO AUCTION AVERAGES – TODATE**

(IN USC)

■ 2021 ■ 2020



January to Date (Sale No. 03)	2021 LKR	2020 LKR	2021 USC	2020 USC
Uva High Grown	582.74	449.75	307	245
Western High Grown	633.92	563.03	334	306
CTC High Grown	590.49	553.69	311	301
<b>Summary of High Grown</b>	<b>620.68</b>	<b>535.47</b>	<b>327</b>	<b>291</b>
Uva Medium Grown	601.58	480.63	317	261
Western Medium Grown	583.48	489.03	307	266
CTC Medium Grown	562.29	475.68	296	259
<b>Summary of Medium Grown</b>	<b>589.17</b>	<b>487.07</b>	<b>310</b>	<b>265</b>
CTC Low Grown	560.53	463.60	295	252
Orthodox Low Grown	683.78	640.49	360	348
<b>Summary of Low Grown</b>	<b>675.15</b>	<b>625.46</b>	<b>356</b>	<b>340</b>
<b>TOTAL SALE AVERAGE</b>	<b>649.59</b>	<b>586.59</b>	<b>342</b>	<b>319</b>





# COLOMBO AUCTION AVERAGES

FROM 01 <sup>ST</sup> TO 20 <sup>TH</sup> JANUARY 2021	LKR
Uva High Grown	586.29
Western High Grown	637.17
<b>Summary of High Grown</b>	<b>623.96</b>
Uva Medium Grown	596.72
Western Medium Grown	583.97
<b>Summary of Medium Grown</b>	<b>588.02</b>
<b>Summary of Low Grown</b>	<b>675.38</b>
<b>TOTAL SALE AVERAGE</b>	<b>649.78</b>



# ALL BROKERS PRIVATE SALE FIGURES (FOR THE PERIOD – 18<sup>TH</sup> TO 23<sup>RD</sup> JANUARY 2021)

	WEEKLY	TODATE
High, Medium & Low	40,929.50	148,486.50
Green Tea	29,293.00	84,037.00
Organic Tea	10,994.00	31,957.00
BMF	207,639.00	609,589.00
Direct Sales	-	-
Forward Contract	8,400.00	43,680.00





- **Crop and Weather**
- **Tea News**
- **Holiday Notice**

## CROP AND WEATHER - FOR THE PERIOD OF 18<sup>TH</sup> TO 24<sup>TH</sup> JANUARY 2021



### **Western**

Bright mornings and occasional afternoon showers were recorded in Bogawantalawa, Agrapatana and Talawakelle districts.



### **Nuwara Eliya**

Dull and gloomy weather conditions with occasional showers were reported in the beginning of the week whilst bright weather conditions were recorded in Nuwara Eliya and Kandapola towards the latter part.



### **Uva**

Bright weather conditions were recorded in Haputale, Badulla and Lunugala.



### **Low Grown**

Bright mornings and scattered afternoon showers were recorded in Ratnapura and Deniyaya region.



### **Crop**

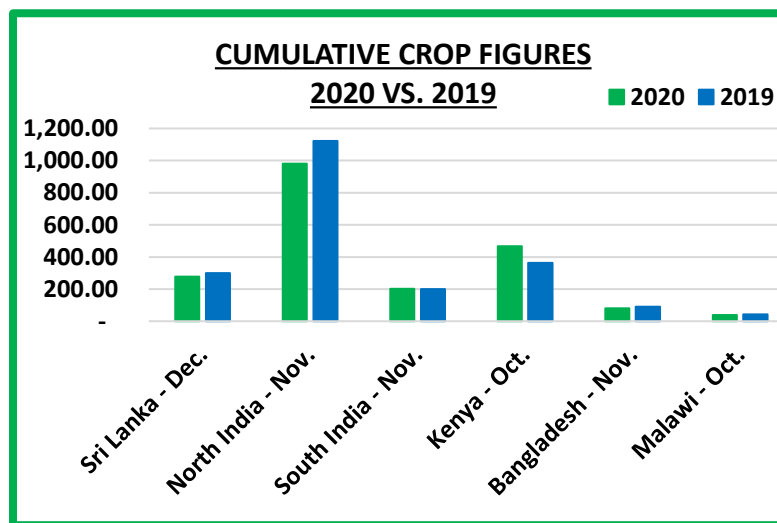
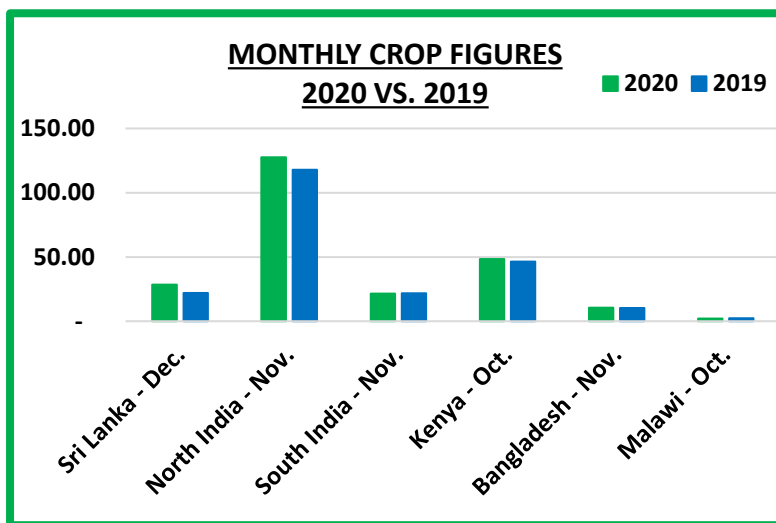
Crop intakes are low.



# CROP FIGURES OF MAJOR PRODUCING & EXPORTING COUNTRIES

Country	Month	2020	2019	Cumulative	2020	2019	Cumulative + Inc. / Dec.
Sri Lanka	December	28.50	21.89	Upto December	278.48	300.12	- 21.63
North India	November	127.58 (E)	117.74	Upto November	980.50 (E)	1122.90	- 142.40
South India	November	21.41 (E)	21.75	Upto November	201.17 (E)	200.87	+ 0.30
Kenya	October	48.27	46.30	Upto October	467.44	363.10	+ 104.34
Bangladesh	November	10.50	10.30	Upto November	79.43	89.65	- 10.22
Malawi	October	2.1	2.3	Upto October	38.5	42.1	- 3.6

(E) - Estimated





# TEA NEWS AROUND THE GLOBE



## MOMBASA MARKET

SALE NO. 03 – SALE OF 18<sup>TH</sup> / 19<sup>TH</sup> & 20<sup>TH</sup> JANUARY 2021

Fair but irregular demand for the 156,689 packages (10,305,628.00 kilos) available. 16.01% remained without bids.

### LEAF GRADES

*Offerings: 76,240 packages (4,986,973.00 kilos). 11.44% were unsold.* Best BP1s were a weak feature and eased up to USC28 but a few lines appreciated by up to USC2 while brighter varieties met strong enquiry and advanced by up to USC60 but some lines shed up to USC17 following quality. Medium types were discounted by USC9 to USC24 where sold with lower medium sorts about firm to USC2 easier and some lines remained unsold while plainer descriptions met an irregular interest and ranged between steady to USC10 above last prices to easier by up to USC6 with some invoices neglected.

The best PF1s on offer were irregular varying between steady to USC11 dearer following quality to easier by up to USC6 while brighter categories ranged between firm to USC8 above last prices to easier by up to USC6 with medium types irregular and varied between USC6 to USC10 dearer to easier by a similar rate. Lower mediums shed USC8 to USC20 with some invoices unsold while plainer categories were discounted by USC4 to USC10 where sold.

### DUST GRADES

*Offerings: 55,420 packages (4,087,824.00 kilos) with 23.31% remaining unsold.* Best PDUSTs on offer shed USC6 to USC20 while brighter categories eased by USC6 to USC16 with medium varieties firm to USC14 below previous rates. Lower medium sorts held steady to USC5 easier and a few invoices were unsold with plainer descriptions irregular and varied between firm to USC5 dearer to easier by up to USC8 and some teas were neglected.

The best DUST1s in the market met improved interest advancing by USC10 to USC12 with brighter sorts easing by up to USC22 but a few improved lines gained up to USC3 while mediums were discounted by USC5 to USC28 but a few improved invoices appreciated by up to USC2. Lower medium types met an irregular enquiry varying between firm to USC6 dearer to easier by up to USC9 and some invoices received no bids with plainer categories ranging between steady to USC5 above last prices to easier by up to USC4 and many teas were neglected.

### SECONDARY GRADES

*Offerings: 25,029 packages (1,230,831.00 kilos) and 13.78% remained without bids.* In the Secondary Catalogues BPs were steady with PFs dearer. Clean well sorted coloury Fannings gained while similar DUSTs held value. Other Fannings appreciated with DUSTs steady. BMFs were well absorbed.

### MARKETS

There was strong and useful enquiry from UK while Pakistan Packers, Yemen, other Middle Eastern countries and Sudan were active but at lower levels with Egyptian Packers active. Kazakhstan, other CIS nations, Russia and Bazaar reduced support with Afghanistan quieter while Iran were subdued. Local Packers showed some interest in line with price. Somalia maintained activity at the lower end of the market.





# TEA NEWS AROUND THE GLOBE

## MOMBASA MARKET – Continued

QUOTATIONS	BROKENS	FANNINGS
Best	483 – 896	467 – 620
Good	473 – 734	463 – 529
Good Medium	473 – 662	456 – 483
Medium	367 – 463	405 – 461
Lower Medium	270 – 425	231 – 378
Plain	231 – 374	201 – 351 (SL RUPEES)

### AUCTION AVERAGE PRICE

AUCTION	KENYA 2020 \$	KENYA 2021 \$	TOTAL 2020 \$	TOTAL 2021 \$
01	2.35	2.04	2.23	1.95
02	2.29	2.08	2.18	1.99
03	2.28	2.04	2.18	1.97

SOURCE : AFRICA TEA BROKERS LTD.



# TEA NEWS AROUND THE GLOBE



## CHITTAGONG MARKET

SALE NO. 35 – 25<sup>TH</sup> JANUARY 2021

CTC LEAF: 33,921 packages of Current Season teas on offer met with a fairly strong demand.

BROKENS: All good liquoring Brokens met with a fairly strong demand and were generally firm to occasionally dearer following competition. Medium varieties also met with quite a good demand and were mostly firm. Plain and BLF teas met with a fair demand and sold at around last levels.

FANNINGS: Best Fannings were again a strong market and sold well at mostly dearer rates following competition. Good and Mediums were also a good market and sold at around last levels. Plain and BLF teas were well supported at around last with some withdrawals.

CTC DUST: 8,997 packages of Current Season teas on offer met with a fairly strong demand. Good liquoring teas sold well at easier rates particularly the CDs which were Tk.10/- to Tk.15/- lower than last week. Medium varieties were fully firm to a slightly dearer market. Plain and BLF teas met with less demand with fair withdrawals. Blenders lent strong demand with fair interest from the Loose tea buyers.

COMMENTS: It was evident from the beginning of the sale that demand was quite strong although the competition from Blenders was not as wide-spread as in the last sale. The bright liquoring teas were fully firm to occasionally dearer but the lesser varieties which constituted larger portion of the offerings met with less competition and were generally a little easier as overall quality showed a seasonal decline over last week. Loose tea buyers operated at the lower end of the market.

CDs were an easier market.

**Our catalogue (Sale 35): Avg: Tk 207.35, Sold 82.1% & (Sale 34) Avg: Tk 211.16, sold 91.8%.**

### Quotations – This Week – (In Taka)

Brokens	This Week	Last Week	Fannings	This week	Last Week	Dust	This week	Last Week
Large	180-190 nom	180-190 nom	Best	210-215	210-220	PD	179-243	192-278
Medium	180-192	183-195	Good	200-205	203-208	RD	172-272	170-284
Small	190-205	193-210	Medium	190-195	190-200	D	179-290	193-285
Plain	175-180	175-180	Plain	175-180	175-180	CD	135-305	145-316
BLF	170-175	170-175	BLF	170-175	170-175	BLF	214-168	155-213

Exchange Rates 25<sup>th</sup> January, 2021 Sterling Pound: Tk. 113.7821dollar: Tk. 83.6702

SOURCE : NATIONAL BROKERS LTD





# TEA NEWS AROUND THE GLOBE

## GUWAHATI MARKET

SALE NO. 03 – SALE OF 20<sup>TH</sup> JANUARY 2021

### Market Description :

- Good demand
- Few good and best liquoring teas sold around last, remainder tended easier.
- Medium and plainer sorts firm but at times eased with quality particularly in the dust.
- Medium and plainer cachar ruled firm to dearer.

### 2. TOTAL AUCTION WEIGHTED AVERAGE ( ₹ )

	2020-21			2019-20			UPTO SALE - 3		
	SALE - 3	SALE - 2	+/-	SALE - 3	SALE - 2	+/-	2020-21	2019-20	2018-19
CTC	167.15	169.77	-2.62	116.85	124.19	-7.34	221.98	144.25	145.78
DUST	159.38	164.26	-4.88	124.10	137.71	-13.60	232.16	154.53	159.18
TOTAL	164.85	168.27	-3.42	118.75	128.10	-9.35	225.26	147.45	149.93

SOURCE: PARCON INDIA PVT LTD

## SILIGURI MARKET

SALE NO.03 – SALE OF 22<sup>ND</sup> JANUARY 2021

### Market Description:

- Strong demand in both leaf & dust category.
- The good/best & better medium varieties were irregular and eased following quality. Medium & common plainer sorts were steady at last prices.
- The dust segment followed the same trend as leaf.

### 2. TOTAL AUCTION WEIGHTED AVERAGE ( ₹ )

	2020-21			2019-20			Upto sale - 3		
	Sale - 3	Sale - 2	+/-	Sale - 3	Sale - 2	+/-	2020-21	2019-20	2018-19
CTC	160.53	164.16	-3.63	120.24	125.44	-5.20	205.13	138.78	142.36
DUST	156.55	159.99	-3.44	122.44	124.36	-1.92	199.32	133.13	140.56
TOTAL	160.07	163.66	-3.59	120.51	125.32	-4.81	204.44	138.12	142.16

SOURCE: PARCON INDIA PVT LTD



# TEA NEWS AROUND THE GLOBE



## KOLKATA ORTHODOX / CTC MARKET

SALE NO.03 – SALE OF 21<sup>ST</sup> JANUARY 2021

### Market Description:

- Strong demand.
- Levels for all sorts were irregular around last following quality. A few earlier invoices recorded gains.
- Fannings & secondaries were fully firm to dearer at times.
- Sale to sale average higher by Rs.76/- when compared to last year.

	WHOLE LEAF			BROKENS	FANNINGS
	1ST LINE	2ND LINE	GFOP	BROKENS	FANNINGS
BEST	NQ	NQ	NQ	NQ	NQ
GOOD	260 - 300+(N)	250 - 270+	250 - 270+	240 - 270+	170 - 210+
MEDIUM	240 - 260	230 - 250	220 - 250	210 - 240	130 - 170

### Market description :

- Demand – strong for leaf, good for dust.

### 2. TOTAL AUCTION WEIGHTED AVERAGE ( ₹ )

	2020-21			2019-20			UPTO SALE - 3		
	SALE - 3	SALE - 2	+/-	SALE - 3	SALE - 2	+/-	2020-21	2019-20	2018-19
CTC	185.62	187.95	-2.33	129.84	136.74	-6.91	230.63	157.93	158.38
DUST	171.99	171.24	0.74	137.81	151.27	-13.46	241.84	171.90	169.40
TOTAL	181.98	183.20	-1.22	131.79	140.19	-8.39	233.94	161.73	161.81

SOURCE: PARCON INDIA PVT LTD





# UPCOMING AUCTION DETAILS

Auction No.	06		05	
Dates	09 <sup>th</sup> / 10 <sup>th</sup> February 2021		01 <sup>st</sup> / 02 <sup>nd</sup> February 2021	
	No. of Lots	Qty – kg	No. of Lots	Qty – kg
Ex-Estate	793	892,392	860	992,368
Main Sale Total	10,530	5,493,831	11,203	5,976,382
High & Medium	1,283	610,140	1,574	761,630
Low Grown – Leafy	2,100	923,865	2,336	1,062,241
Low Grown – Semi Leafy	1,821	941,683	1,799	939,342
Low Grown Tippy	1,996	1,050,297	2,102	1,145,374
Premium / Flowery	386	70,811	405	73,260
Off Grades	2,388	1,343,549	2,323	1,313,916
Dust	556	553,486	664	680,619
Grand Total	11,323	6,386,223	12,063	6,968,750
Reprints	565	342,866	888	464,578
<b>Total No. of Lots on Offer</b>	<b>11,323</b>		<b>12,063</b>	
<b>Total Quantity on Offer (kg)</b>	<b>6,386,223</b>		<b>6,968,750</b>	



## SCHEDULED CLOSING DATES

Auction No.	Date of Sale	Ex-Estate	Main Sale
07	16 <sup>th</sup> / 17 <sup>th</sup> February 2021	29/01/2021	29/01/2021
08	22 <sup>nd</sup> / 23 <sup>rd</sup> February 2021	05/02/2021	05/02/2021
09	02 <sup>nd</sup> / 03 <sup>rd</sup> March 2021	11/02/2021	11/02/2021

## PROMPT DATES

Auction No.	Buyers	Sellers
05	08/02/2021	09/02/2021
06	16/02/2021	17/02/2021
07	23/02/2021	24/02/2021



# ORDER OF SALE (SALE NO. 05 – 01<sup>ST</sup> / 02<sup>ND</sup> FEBRUARY 2021)

## Main Sale Order – 1 (Leafy / Semi Leafy / Tippy / Premium / 1A)

Lanka Commodity Brokers Ltd

Mercantile Produce Brokers (Pvt) Ltd

Bartleet Produce Marketing (Pvt) Ltd

Eastern Brokers. Ltd

F & W Tea Brokers (Pvt) Ltd

Ceylon Tea Brokers PLC

Asia Siyaka Commodities Pvt. Ltd

**JOHN KEELLS PLC**

## Main Sale Order – 2 (H & M / Off Grade / Dust)

Lanka Commodity Brokers Ltd

Asia Siyaka Commodities Pvt. Ltd

Bartleet Produce Marketing (Pvt) Ltd

Ceylon Tea Brokers PLC

**JOHN KEELLS PLC**

Eastern Brokers. Ltd.

F & W Tea Brokers (Pvt) Ltd

Mercantile Produce Brokers (Pvt) Ltd

## Ex-Estate

Eastern Brokers. Ltd.

Mercantile Produce Brokers (Pvt) Ltd

Lanka Commodity Brokers Ltd

**JOHN KEELLS PLC**

Asia Siyaka Commodities Pvt. Ltd

Bartleet Produce Marketing (Pvt) Ltd

F & W Tea Brokers (Pvt) Ltd

Ceylon Tea Brokers PLC

[ DB : SG ]



# HOLIDAY NOTICE



**We wish to inform all our valued Clients that our Head Office, Sample Room and Stores will be closed for business on the following days.**

28 <sup>th</sup> January 2021	Thursday	Duruthu Full Moon Poya Day.
04 <sup>th</sup> February 2021	Thursday	National Day.





“

Failure is the opportunity to begin again more  
intelligently.

– **Henry Ford**

”