



# TEA MARKET REPORT

## JOHN KEELLS PLC

**SALE NO. 04 – 25<sup>TH</sup> / 26<sup>TH</sup> JANUARY 2022**

# ORDER OF SALE (SALE NO. 04 – 25<sup>TH</sup> / 26<sup>TH</sup> JANUARY 2022)

Main Sale Order – 1 (Leafy / Semi Leafy / Tippy / Premium / 1A)	Main Sale Order – 2 (H & M / Off Grade / Dust)	Ex-Estate
Asia Siyaka Commodities PLC.	Mercantile Produce Brokers (Pvt) Ltd	Asia Siyaka Commodities PLC.
<b>JOHN KEELLS PLC</b>	Lanka Commodity Brokers Ltd	Forbes & Walker Tea Brokers (Pvt) Ltd
Lanka Commodity Brokers Ltd	Asia Siyaka Commodities PLC.	Lanka Commodity Brokers Ltd
Forbes & Walker Tea Brokers (Pvt) Ltd	Bartleet Produce Marketing (Pvt) Ltd	Ceylon Tea Brokers PLC
Eastern Brokers. Ltd.	Ceylon Tea Brokers PLC	Bartleet Produce Marketing (Pvt) Ltd
Mercantile Produce Brokers (Pvt) Ltd	<b>JOHN KEELLS PLC</b>	<b>JOHN KEELLS PLC</b>
Bartleet Produce Marketing (Pvt) Ltd	Eastern Brokers. Ltd.	Mercantile Produce Brokers (Pvt) Ltd
Ceylon Tea Brokers PLC	Forbes & Walker Tea Brokers (Pvt) Ltd	Eastern Brokers. Ltd.



# AUCTION DETAILS

Auction No.	04	
Dates	25 <sup>th</sup> / 26 <sup>th</sup> January 2022	
	No. of Lots	Qty – kg
Ex Estate	920	1,076,601
Main Sale Total	11,400	5,877,223
High & Medium	1,706	871,673
Low Grown - Leafy	2,234	968,125
Low Grown - Semi Leafy	1,661	774,482
Low Grown Tippy	2,273	1,244,216
Premium / Flowery	491	90,966
Off Grades	2,421	1,299,878
Dust	614	627,883
Grand Total	12,320	6,953,824
Reprints	42	30,174
<b>Total No. of Lots Offered</b>	<b>12,320</b>	
<b>Total Quantity Offered (kg)</b>	<b>6,953,824</b>	

## PROMPT DATES

Auction No.	Buyers	Sellers
04	01/02/2022	02/02/2022



# COMMENTS



The 1.0Mkg of Ex-Estate teas on offer met with good demand. Select Best Western High Grown BOPs gained following quality, the below best and plainer varieties too were dearer. Select Best Western High Grown BOPFs were dearer, the below best sorts were irregularly dearer. Nuwara Eliya BOPs appreciated, however the BOPFs were mostly unsold. Udupusellawa BOPs were dearer, the BOPFs were tending irregular. Uva BOPs gained, the BOPFs too were dearer following quality. Low Grown CTC BP1s were firm, the High and Medium sorts were irregular. Low Grown CTC PF1s firm to dearer, the High and Medium sorts were tending irregular.

The 3.1 million kilograms of Low Grown teas which were on offer met with good demand. In the Leafy segment, select best OPs appreciated from last week, other good OPs too gained sharply. Well-made OPAs improved significantly whilst others too gained irregularly. Well-made OP1s met with excellent demand, whilst below best OP1s appreciated from last week. In the Semi Leafy segment, BOP1s continued with fair demand. Pekoes declined by a few rupees. Select best Pekoe1s showed a marginal increase, others were firm to lower. In the Small Leaf segment, FBOPs maintained last levels. Demand for all FBOPF1 grades and FBOPFs maintained healthy levels. BOP, BOPF and BOP.SP sold at improved levels. All Premium Flowery teas improved on last week's levels.

Russia, Iran and the C.I.S. countries lent excellent support whilst Turkey was selective. Libya and Iraq too showed improved demand.







## MARKET DESCRIPTION

### Western Teas

Select best BOPs gained following quality, below best and plainer varieties too were firm to Rs.20/- to Rs.30/- dearer. Select best and best BOPFs gained Rs.20/- to Rs.40/-, below best and plainer sorts too were dearer by Rs.10/- to Rs.20/-. Medium BOPs sold well, the BOPFs too were firm to dearer by Rs.10/- to Rs.20/-.

### Nuwara Eliya Teas

BOPs appreciated by Rs.20/- to Rs.30/-, however the BOPFs continued to be difficult of sale with most invoices remained unsold.

### Uva Teas

BOPs gained Rs.20/- to Rs.30/-, the BOPFs were dearer following quality. Uda pussellawa BOPs were dearer by Rs.20/- to Rs.30/-, the BOPFs were firm to a little dearer at times.

### CTC Teas

Low Grown BP1s were firm, the High and Medium sorts were tending irregular. Low Grown PF1s were firm to irregular at times, the High and Medium sorts too were firm to irregular.

## QUOTATIONS

	BOP – RS.	BOPF – RS.
Good Westerns	730 – 900	760 – 1120
Average Westerns	660 – 720	690 – 750
Plainer Westerns	610 – 650	660 – 680
Western Mediums	720 – 1160	550 – 590
Uva Teas	580 – 720	550 – 740
Nuwara Eliya Teas	580 – 750	590 – 700
Uda Pussellawa Teas	580	630 – 680
CTC (BP1 and PF1)	480 – 750	450 – 940





# MARKET DESCRIPTION

## Low Grown

Select best OP1s met with good demand, best and below best categories gained by Rs.40/- to Rs.50/- with excellent demand, secondaries too were firm to dearer. Well made BOP1s particularly in the select best category gained by Rs.10/-, others met with reasonable demand. Select best OPs gained by Rs.10/- to Rs.20/-, other well twisted OPs gained by Rs.30/- to Rs.40/-, secondaries met with fair demand. Well made OPAs were firm to dearer by Rs.20/- to Rs.40/-, secondaries too gained irregularly. Select best and best Pekoes were irregular, secondaries were marginally easier. Shotty Pekoe1s were dearer by Rs.10/- to Rs.20/-, reducers were marginally lower.

Select best well-made BOPs were firm, best and below best types were dearer by Rs.5/- to Rs.10/-, secondary types were firm. Select best and best BOP.SP.s and BOPF.SP.s met with good demand, others were firm. BOPFs followed a similar trend. Select best and best FBOPF1s were dearer by Rs.10/- to Rs.20/-, others too were firm. Well-made FBOPs in the select best category were firm, best types were dearer by Rs.5/- to Rs.10/-, below best and secondary types were firm. FBOPF varieties met with good demand. All Premium Flowery teas were dearer by Rs.10/- to Rs.20/-.

## Off Grades

Select best and best FGS1s were firm, below best and poorer types showed a similar trend. Select best and best BMs were firm, below best and poorer types showed a similar trend. All BPs were firm. All BOP1As maintained last week's levels.

## Dust

Select best and best Dust1s were lower by Rs.10/-, below best types appreciated by Rs.5/- to Rs.10/-, poorer sorts were firm to dearer by Rs.10/-. Best High and Medium CTCs maintained at last levels. Low Grown CTCs met with fair demand and appreciated by Rs.10/- to Rs.15/-. Low Grown Dust/ Dust1s were dearer by Rs.10/- to Rs.20/-.



# QUOTATIONS

	Select Best	Best	Below Best	Others
<b>LIQUORING</b>				
DUST-1	690.00 - 860.00	580.00 - 680.00	530.00 - 570.00	480.00 - 520.00
<b>OFF GRADES</b>				
FGS1	680.00 - 730.00	620.00 - 670.00	520.00 - 610.00	400.00 - 510.00
FGS	540.00 - 620.00	500.00 - 530.00	420.00 - 490.00	350.00 - 410.00
<b>LOW GROWNS</b>				
FBOPF / FFSP / FFEXSP	2400.00 - 4400.00	1300.00 - 2200.00	800.00 - 1100.00	650.00 - 740.00
BOP	900.00 - 1300.00	720.00 - 880.00	620.00 - 700.00	480.00 - 600.00
BOPSP	850.00 - 1200.00	630.00 - 820.00	550.00 - 620.00	420.00 - 530.00
BOPF	750.00 - 1020.00	620.00 - 720.00	480.00 - 600.00	380.00 - 460.00
FBOPF1	950.00 - 1550.00	820.00 - 920.00	680.00 - 800.00	520.00 - 650.00
FBOP	920.00 - 1500.00	760.00 - 880.00	660.00 - 740.00	480.00 - 620.00
BOP1	1300.00 - 2000.00	1050.00 - 1200.00	920.00 - 1000.00	600.00 - 640.00
OP1	1450.00 - 2550.00	1200.00 - 1300.00	1000.00 - 1150.00	450.00 - 600.00
OP	820.00 - 980.00	770.00 - 790.00	690.00 - 760.00	550.00 - 570.00
OPA	770.00 - 1120.00	680.00 - 740.00	580.00 - 640.00	420.00 - 500.00
PEKOE	810.00 - 1600.00	660.00 - 700.00	530.00 - 620.00	470.00 - 500.00
PEKOE1	960.00 - 1600.00	680.00 - 800.00	580.00 - 650.00	460.00 - 520.00
DUST / DUST1	600.00 - 660.00	540.00 - 590.00	490.00 - 530.00	400.00 - 480.00



- **Top Prices**
- **Colombo Auction Averages**
- **All Brokers Private Sale Figures**





# TOP PRICES (SALE NO. 04 – 25<sup>TH</sup> / 26<sup>TH</sup> JANUARY 2022)



WESTERN HIGH			
BOP		Great Western	900.00
BOPSP		Queensberry	960.00
BOPF/BOPFSP		Great Western	1120.00
FBOP/FBOP1		Weddemulla	1250.00
FBOPF/FBOPF1		Glenloch	1080.00
		Weddemulla	1080.00
BOP1		Glenloch	1300.00
OP/OPA		Inverness	860.00
OP1	*	<b>Venture</b>	<b>940.00</b>
PEKOE/PEKOE1		Somerset	870.00

UVA HIGH			
BOP		Glenanore	920.00
		Uva Highlands	920.00
BOPSP		Craig	940.00
BOPF/BOPFSP		Uva Highlands	980.00
FBOP/FBOP1		Aislaby	1100.00
		Battawatte	1100.00
		Oodoowerre	1100.00
FBOPF/FBOPF1		Aislaby	1020.00
		Glenanore	1020.00
		Oodoowerre	1020.00
BOP1		Battawatte	1100.00
		Glenanore	1100.00
		Oodoowerre	1100.00
OP/OPA		Glenanore	830.00
OP1		Battawatte	920.00
PEKOE/PEKOE1		Battawatte	840.00

NUWARA ELIYA			
BOP	*	<b>Lovers Leap</b>	<b>750.00</b>
BOPF/BOPFSP		Mahagastotte	700.00
FBOP/FBOP1		Court Lodge	1040.00
OP/OPA		-	
PEKOE/PEKOE1	*	<b>Lovers Leap</b>	<b>920.00</b>
		Court Lodge	920.00

WESTERN MEDIUM			
BOP	*	<b>Kenilworth</b>	<b>1160.00</b>
BOPSP	+	Hatale	1080.00
BOPF/BOPFSP		Craighead	810.00
FBOP/FBOP1		Craighead	1450.00
FBOPF/FBOPF1		Craighead	1180.00
		Hatale	1180.00
BOP1		Harangalla	1350.00
OP/OPA		Hatale	790.00
OP1		Craighead	1450.00
PEKOE/PEKOE1		Uplands	1200.00

UVA MEDIUM			
BOP		Aruna Passara	1040.00
BOPSP		Halpewatte Uva	980.00
BOPF/BOPFSP		Dickwella	1000.00
FBOP/FBOP1		Aruna Passara	1250.00
FBOPF/FBOPF1	*	<b>Halpewatte Uva</b>	<b>1100.00</b>
BOP1	*	<b>Demodera "S"</b>	<b>1100.00</b>
OP/OPA		Ambrosia Uva	840.00
OP1		Meddakanda	880.00
		Ury	880.00
PEKOE/PEKOE1		Halpewatte Uva	870.00

CTC LOW			
PF1	*	<b>Hingalgoda CTC</b>	<b>940.00</b>
	*	<b>Ceciliyan CTC</b>	<b>940.00</b>
		Kalubowitiyana CTC	940.00
BP1	*	<b>Ceciliyan CTC</b>	<b>750.00</b>
BPS		Canora CTC	480.00
OF		-	

UDA PUSSELLAWA			
BOP		Delmar	770.00
BOPSP	+	Delmar	890.00
BOPF/BOPFSP		High Forest	680.00
		Kirklees	680.00
		Luckyland	680.00
FBOP/FBOP1	+	Blairlomond	1040.00
FBOPF/FBOPF1		Delmar	980.00
BOP1		Delmar	940.00
OP/OPA		Delmar	740.00
OP1		Gordon	760.00
PEKOE/PEKOE1		Delmar	670.00

CTC HIGH			
PF1	*	<b>Dunsinane CTC</b>	<b>730.00</b>
BP1		Mount Vernon CTC	660.00
BPS		Mount Vernon CTC	600.00
OF		-	

CTC MEDIUM			
PF1		New Peacock CTC	730.00
BP1	**	<b>Delta CTC</b>	<b>550.00</b>
		Duckwari CTC	550.00
BPS		Aultmore CTC	580.00
OF		-	



# TOP PRICES (SALE NO. 04 – 25<sup>TH</sup> / 26<sup>TH</sup> JANUARY 2022)



LOW			
BOP	**	Ceciliyan	1300.00
BOPSP	*	Kiruwanaaganga	1200.00
BOPF		Hidellana	1020.00
BOPFSP		Mahaliyadda	1250.00
	*	Kiruwanaaganga	1200.00
		New Rekadahena	1200.00
FBOP		Hidellana	1500.00
		New Vithanakande	1500.00
		Nilgiri	1500.00
		Pothotuwa	1500.00
		Sithaka	1500.00
		Sunrise	1500.00
		Thundola Ella	1500.00
FBOP1		Hidellana	1350.00
FBOPF		Rotumba	1600.00
FBOPF1		Rajjuruwatta Super	1550.00
	*	Sineth	1450.00
BOP1		Pothotuwa	2000.00
		Sithaka	2000.00
		Hidellana	2000.00
OP1		Pothotuwa	2550.00
OP	*	Maliboda	980.00
		Dampahala	980.00
		Sithaka	980.00
OPA		Rotumba	1120.00
		Lions	1120.00
PEKOE		New Mahendra	1600.00
		Liyonta	1600.00
PEKOE1		Hidellana	1600.00

PREMIUM			
FBOPFSP		New Deniyaya	3250.00
FBOPFEXSP		A C U Super	4400.00
FBOPFEXSP1		Thundola Ella	3800.00

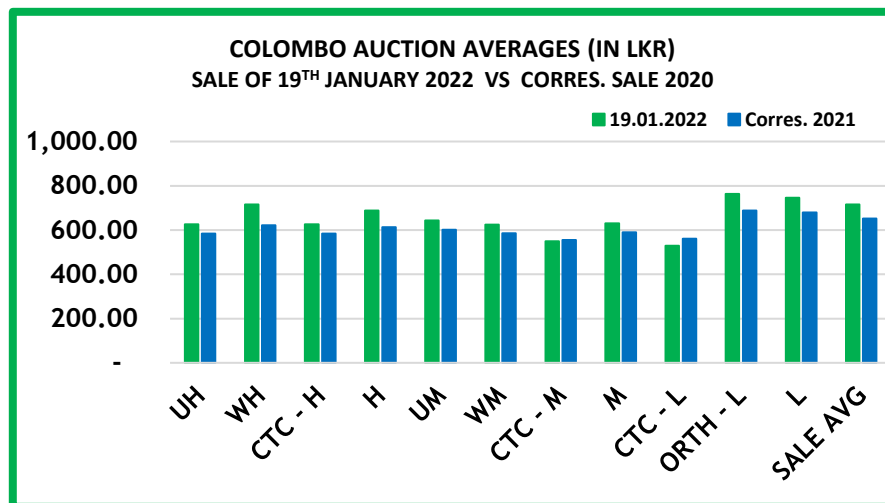
DUST			
DUST1	*	Wattegodde	860.00
P.DUST	*	Ceciliyan CTC	780.00
	*	Hingalgoda CTC	770.00

OFF GRADES			
FNGS/FNGS1		Dessford	730.00
PFNGS	*	Hingalgoda CTC	760.00
BM		Co-op Cola	810.00
BP		Chandrika Estate	900.00
		Dartry	900.00
BOP1A	++	Matuwagalla Super	840.00
	++	Co-op Cola	840.00
	*	Ceciliyan	760.00

**\*\* MORE THAN ONE TOP PRICE OBTAINED**  
**\* TEAS SOLD BY JOHN KEELLS PLC**  
**+ ALL TIME RECORD PRICE**  
**++ ALL TIME RECORD PRICE EQUALED**

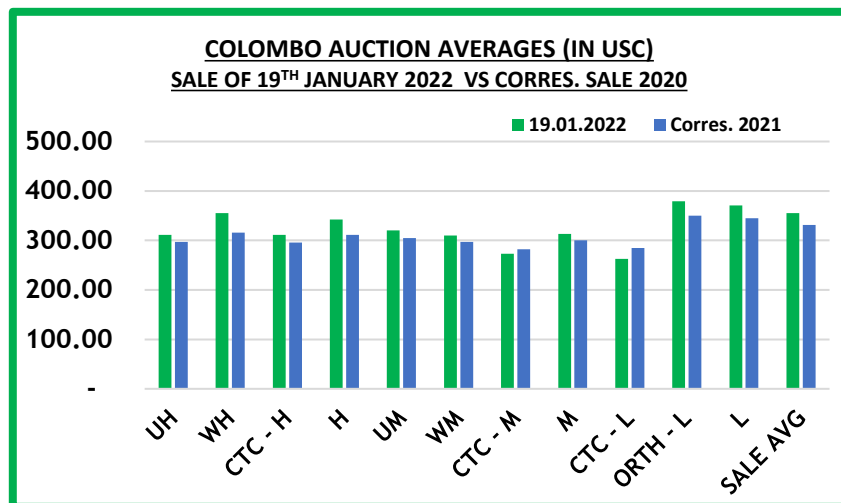


# COLOMBO AUCTION AVERAGES



	Sale of 11/01/2022In LKR	Sale of 19/01/2022 In LKR	Corres. 2021 In LKR
Uva High Grown	614.90	626.33	583.50
Western High Grown	714.92	715.15	622.16
CTC High Grown	617.92	625.95	583.34
<b>Summary of High Grown</b>	<b>678.78</b>	<b>687.71</b>	<b>612.33</b>
Uva Medium Grown	633.94	643.25	600.70
Western Medium Grown	604.80	624.66	585.09
CTC Medium Grown	523.60	549.15	554.78
<b>Summary of Medium Grown</b>	<b>614.96</b>	<b>630.14</b>	<b>590.41</b>
CTC Low Grown	499.93	529.23	561.24
Orthodox Low Grown	747.75	763.34	688.69
<b>Summary of Low Grown</b>	<b>729.42</b>	<b>746.15</b>	<b>679.68</b>
<b>TOTAL SALE AVERAGE</b>	<b>701.16</b>	<b>715.29</b>	<b>651.46</b>

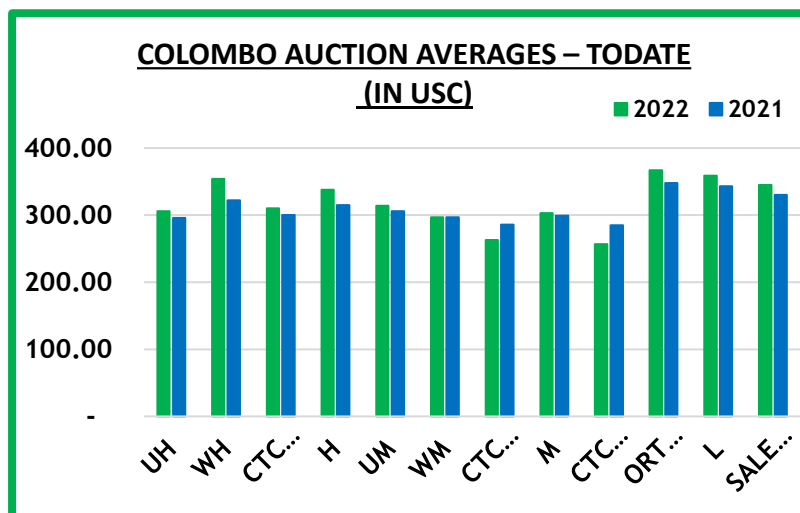
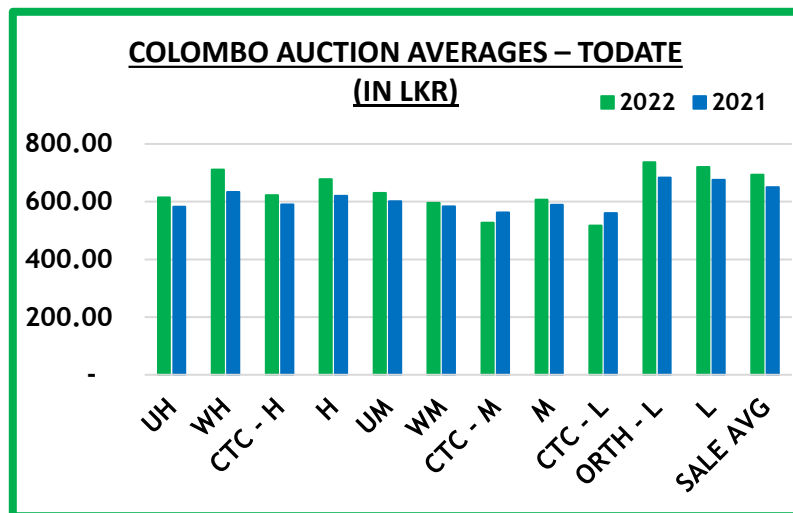
# COLOMBO AUCTION AVERAGES



	Sale of 11/01/2022 In USC	Sale of 19/01/2022 In USC	Corres. 2021 In USC
Uva High Grown	306	311	297
Western High Grown	355	355	316
CTC High Grown	307	311	296
<b>Summary of High Grown</b>	<b>338</b>	<b>342</b>	<b>311</b>
Uva Medium Grown	315	320	305
Western Medium Grown	301	310	297
CTC Medium Grown	260	273	282
<b>Summary of Medium Grown</b>	<b>306</b>	<b>313</b>	<b>300</b>
CTC Low Grown	249	263	285
Orthodox Low Grown	372	379	350
<b>Summary of Low Grown</b>	<b>363</b>	<b>371</b>	<b>345</b>
<b>TOTAL SALE AVERAGE</b>	<b>349</b>	<b>355</b>	<b>331</b>



# COLOMBO AUCTION AVERAGES



January to Date (Sale No.03)	2022 LKR	2021 LKR	2022 USC	2021 USC
Uva High Grown	614.77	582.74	306	296
Western High Grown	711.26	633.94	354	322
CTC High Grown	621.86	590.49	310	300
<b>Summary of High Grown</b>	<b>677.64</b>	<b>620.69</b>	<b>338</b>	<b>315</b>
Uva Medium Grown	629.67	601.58	314	306
Western Medium Grown	595.97	583.42	297	297
CTC Medium Grown	527.21	562.29	263	286
<b>Summary of Medium Grown</b>	<b>607.22</b>	<b>589.14</b>	<b>303</b>	<b>299</b>
CTC Low Grown	516.53	560.73	257	285
Orthodox Low Grown	736.64	683.79	367	348
<b>Summary of Low Grown</b>	<b>720.47</b>	<b>675.17</b>	<b>359</b>	<b>343</b>
<b>TOTAL SALE AVERAGE</b>	<b>693.20</b>	<b>649.59</b>	<b>345</b>	<b>330</b>





# COLOMBO AUCTION AVERAGES

FROM 01 <sup>ST</sup> TO 19 <sup>TH</sup> JANUARY 2022	LKR
Uva High Grown	615.13
Western High Grown	717.19
<b>Summary of High Grown</b>	<b>682.26</b>
Uva Medium Grown	624.61
Western Medium Grown	597.04
<b>Summary of Medium Grown</b>	<b>606.31</b>
<b>Summary of Low Grown</b>	<b>718.14</b>
<b>TOTAL SALE AVERAGE</b>	<b>692.05</b>



# ALL BROKERS PRIVATE SALE FIGURES (FOR THE PERIOD – 17<sup>TH</sup> TO 22<sup>ND</sup> JANUARY 2022)

	WEEKLY	TODATE
High & Medium	49,255.00	151,607.50
Low	2,638.00	15,005.00
Green Tea	24,332.00	96,467.00
Organic Tea	6,910.00	24,602.00
BMF	156,140.00	613,246.00
Direct Sales	-	-
Forward Contract	36,400.00	86,860.00





- **Crop and Weather**
- **Crop Figures**
- **Revised Tea Production 2021**
- **Tea News**

## CROP AND WEATHER - FOR THE PERIOD OF – 17<sup>TH</sup> TO 23<sup>RD</sup> JANUARY 2022



### **Western**

Bright weather was experienced throughout the week with very cold nights in Dickoya, Agarapatana, Bogowantalawa and Talawakelle districts.



### **Nuwara Eliya**

Bright weather was recorded throughout the week in Nuwara Eliya and Kandapola districts.



### **Uva**

Bright weather was experienced throughout the week in Bandarawella and Haputale districts.



### **Low Grown**

Bright weather was recorded throughout the week in Galle, Rathnapura and Deniyaya districts.



### **Crop**

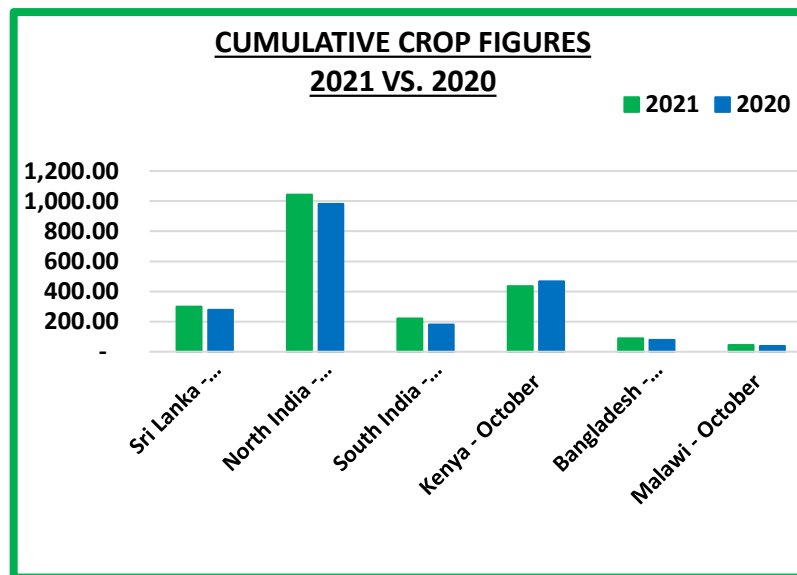
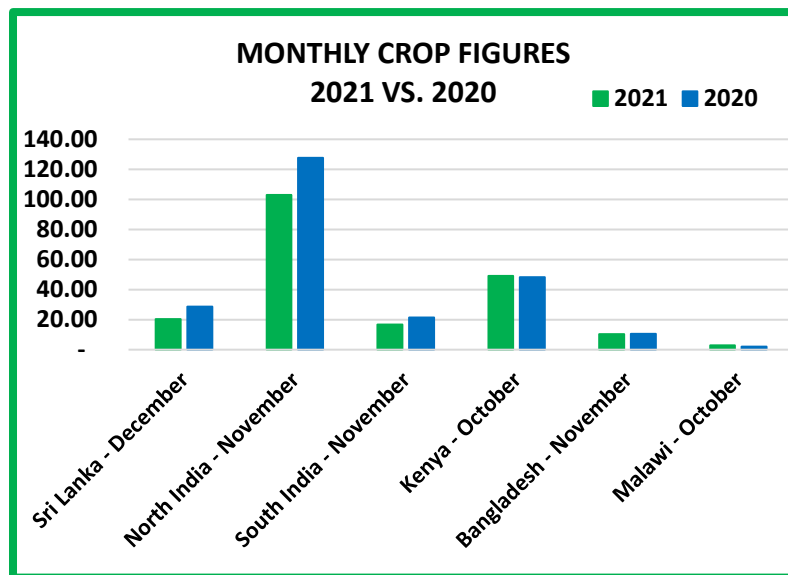
Crop intakes are moderate.



# CROP FIGURES OF MAJOR PRODUCING & EXPORTING COUNTRIES

Country	Month	2021	2020	Cumulative + Inc. / Dec.	Cumulative	2021	2020	Cumulative + Inc. / Dec.
Sri Lanka	December	20.41	28.65	- 8.24	Upto December	299.33	278.85	+ 20.48
North India	November	103.01 (E)	127.58	- 24.57	Upto November	1043.72(E)	981.85	+ 61.87
South India	November	16.63(E)	21.42	- 4.79	Upto November	220.81 (E)	180.17	+ 24.01
Kenya	October	49.0	48.30	+ 0.70	Upto October	434.60	467.40	- 32.8
Bangladesh	November	10.24	10.50	- 0.26	Upto November	89.57	79.43	+ 10.14
Malawi	October	2.93	2.12	+ 0.81	Upto October	45.39	38.53	+ 6.86

(E) - Estimated





# REVISED TEA PRODUCTION 2021 – MONTHLY



PROC.MTD./ ELEVATION	JAN	FEB	MAR	APR	MAY	JUN	JULY	AUG	SEP	OCT	NOV	DEC
<b>ORTHODOX (ONLY) TEA - in Kgs.</b>												
<b>HIGH</b>	4,226,002	3,993,929	5,821,074	6,147,826	6,669,728	5,201,648	5,035,241	4,260,852	3,569,382	4,161,129	3,514,933	3,869,113
<b>MEDIUM</b>	2,561,079	2,833,300	3,933,692	4,377,221	4,656,724	3,591,972	3,934,217	3,075,384	2,886,037	3,122,940	2,513,394	2,505,872
<b>LOW</b>	13,955,920	13,244,062	16,063,645	16,468,971	16,414,555	14,600,550	14,719,329	13,961,816	13,872,409	14,124,221	11,771,691	11,726,581
<b>TOTAL</b>	<b>20,743,000</b>	<b>20,071,292</b>	<b>25,818,411</b>	<b>26,994,018</b>	<b>27,741,006</b>	<b>23,394,171</b>	<b>23,688,787</b>	<b>21,298,052</b>	<b>20,327,828</b>	<b>21,408,289</b>	<b>17,800,018</b>	<b>18,101,566</b>
<b>BIO TEA - in Kgs.</b>												
<b>HIGH</b>	24,326	32,947	59,102	59,954	51,045	53,163	50,539	32,213	20,969	40,474	39,306	36,133
<b>MEDIUM</b>	39,195	40,404	51,731	62,824	95,075	54,001	50,712	43,191	44,041	44,994	33,123	32,756
<b>LOW</b>	6,609	5,735	6,147	6,024	7,196	8,270	9,070	9,701	11,581	4,273	11,359	10,191
<b>TOTAL</b>	<b>70,130</b>	<b>79,086</b>	<b>116,980</b>	<b>128,802</b>	<b>153,316</b>	<b>115,434</b>	<b>110,321</b>	<b>85,105</b>	<b>76,591</b>	<b>89,741</b>	<b>83,788</b>	<b>79,080</b>
<b>RECLAIMED TEA - in Kgs.</b>												
<b>HIGH</b>	71,836	60,443	50,858	50,955	89,689	125,041	103,385	197,268	126,233	110,959	80,251	79,419
<b>MEDIUM</b>	18,646	41,150	44,876	46,748	69,467	16,635	3,368	-	16,297	35,072	18,723	2,806
<b>LOW</b>	50,263	35,895	54,785	31,882	65,395	75,883	61,490	72,531	68,730	53,576	55,273	60,713
<b>TOTAL</b>	<b>140,745</b>	<b>137,488</b>	<b>150,518</b>	<b>129,585</b>	<b>224,551</b>	<b>217,559</b>	<b>168,242</b>	<b>269,799</b>	<b>211,259</b>	<b>199,607</b>	<b>154,247</b>	<b>142,938</b>



# REVISED TEA PRODUCTION 2021 – MONTHLY ; Continued



PROC.MTD./ ELEVATION	JAN	FEB	MAR	APR	MAY	JUN	JULY	AUG	SEP	OCT	NOV	DEC
<b>ORTHODOX (INCLUDING BIO, RECLAIMED TEA) TEA- in Kgs.</b>												
<b>HIGH</b>	4,322,163	4,087,319	5,931,033	6,258,735	5,810,462	5,379,852	5,189,165	4,490,332	3,716,5133	4,312,561	3,634,490	3,984,565
<b>MEDIUM</b>	2,618,920	2,914,854	4,030,299	4,486,793	4,821,266	3,662,608	3,988,297	3,118,575	2,946,375	3,203,006	2,565,240	2,541,434
<b>LOW</b>	14,012,792	13,285,692	16,124,577	16,506,877	16,487,146	14,684,702	14,789,888	14,044,048	13,952,720	14,182,070	11,838,323	11,797,485
<b>TOTAL</b>	<b>20,953,875</b>	<b>20,287,865</b>	<b>26,085,908</b>	<b>27,252,404</b>	<b>28,118,873</b>	<b>21,727,163</b>	<b>23,967,350</b>	<b>21,652,956</b>	<b>20,615,679</b>	<b>21,697,637</b>	<b>18,038,052</b>	<b>18,323,583</b>
<b>CTC TEA - in Kgs.</b>												
<b>HIGH</b>	431,268	455,736	502,451	639,874	715,009	417,262	530,204	436,603	362,283	466,714	428,823	486,016
<b>MEDIUM</b>	636,558	681,477	854,325	976,412	1,068,789	738,627	750,812	662,152	614,055	737,354	581,634	596,283
<b>LOW</b>	989,293	935,049	1,120,856	970,307	975,784	930,813	881,834	877,186	918,765	1,039,839	861,438	922,822
<b>TOTAL</b>	<b>2,057,118</b>	<b>2,072,262</b>	<b>2,477,632</b>	<b>2,586,593</b>	<b>2,759,582</b>	<b>2,086,701</b>	<b>2,162,850</b>	<b>1,975,941</b>	<b>1,895,103</b>	<b>2,243,907</b>	<b>1,871,895</b>	<b>2,005,120</b>
<b>TOTAL BLACK TEA - in Kgs.</b>												
<b>HIGH</b>	4,753,431	4,543,055	6,433,484	6,898,609	7,525,471	5,797,114	5,719,369	4,926,935	4,078,866	4,779,275	4,063,313	4,470,681
<b>MEDIUM</b>	3,255,477	3,596,331	4,884,624	5,463,205	5,890,054	4,401,235	4,739,108	3,780,726	3,560,430	3,940,359	3,146,873	3,137,716
<b>LOW</b>	15,002,084	14,220,741	17,245,432	17,477,184	17,462,930	15,615,515	15,671,722	14,921,234	14,871,485	15,221,909	12,699,761	12,720,306
<b>TOTAL</b>	<b>23,010,993</b>	<b>22,360,127</b>	<b>28,563,540</b>	<b>29,838,997</b>	<b>30,878,454</b>	<b>25,813,864</b>	<b>26,130,200</b>	<b>23,628,896</b>	<b>22,510,782</b>	<b>23,941,543</b>	<b>19,909,947</b>	<b>20,328,703</b>
<b>GREEN TEA - in Kgs.</b>												
<b>HIGH</b>	109,728	106,589	124,409	84,533	107,019	133,867	128,887	135,808	125,078	121,033	64,350	95,666
<b>MEDIUM</b>	55,001	58,538	121,963	104,386	109,016	120,286	108,444	96,581	111,266	114,506	90,409	99,182
<b>LOW</b>	2,090	-	-	4,843	5,996	-	17,255	11,365	4,249	-	-	34
<b>TOTAL</b>	<b>166,819</b>	<b>165,127</b>	<b>246,372</b>	<b>193,762</b>	<b>222,031</b>	<b>254,153</b>	<b>254,586</b>	<b>243,754</b>	<b>240,592</b>	<b>235,539</b>	<b>154,759</b>	<b>194,882</b>
<b>TOTAL TEA PRODUCTION - in Kgs.</b>												
<b>HIGH</b>	4,863,159	4,649,644	6,557,893	6,983,142	7,632,490	5,930,981	5,848,256	5,062,743	4,203,944	4,900,308	4,127,663	4,566,347
<b>MEDIUM</b>	3,310,478	3,654,869	5,006,587	5,567,591	5,999,070	4,521,521	4,847,552	3,877,307	3,671,696	4,054,865	3,237,282	3,236,898
<b>LOW</b>	15,004,174	14,220,741	17,245,432	17,482,026	17,468,926	15,615,515	15,688,977	14,932,599	14,875,734	15,221,909	12,699,761	12,720,340
<b>TOTAL</b>	<b>23,177,812</b>	<b>22,525,254</b>	<b>28,809,912</b>	<b>30,032,759</b>	<b>31,100,485</b>	<b>26,068,017</b>	<b>26,384,786</b>	<b>23,872,650</b>	<b>22,751,374</b>	<b>24,177,082</b>	<b>20,064,705</b>	<b>20,523,585</b>

SOURCE : SRI LANKA TEA BOARD



# REVISED TEA PRODUCTION 2021 – CUMULATIVE



PROC.MTD./ ELEVATION	JAN	FEB	MAR	APR	MAY	JUN	JULY	AUG	SEP	OCT	NOV	DEC
<b>ORTHODOX (ONLY) TEA - in Kgs.</b>												
<b>HIGH</b>	4,226,002	8,219,931	14,041,005	20,188,831	26,858,559	32,060,207	37,095,448	41,356,300	44,925,682	49,086,810	52,601,744	56,470,857
<b>MEDIUM</b>	2,561,079	5,394,379	9,328,070	13,705,291	18,362,015	21,953,987	25,888,204	28,963,588	31,849,625	34,972,565	37,485,958	39,991,830
<b>LOW</b>	13,955,920	27,199,982	43,263,627	59,732,598	76,147,153	90,747,703	105,467,031	119,428,848	133,301,257	147,425,478	159,197,169	170,923,750
<b>TOTAL</b>	<b>20,743,000</b>	<b>40,814,292</b>	<b>66,632,702</b>	<b>93,626,721</b>	<b>121,367,726</b>	<b>144,761,897</b>	<b>168,450,683</b>	<b>189,748,735</b>	<b>210,076,564</b>	<b>231,484,853</b>	<b>249,284,871</b>	<b>267,386,436</b>
<b>BIO TEA - in Kgs.</b>												
<b>HIGH</b>	24,326	57,273	116,375	176,329	227,374	280,536	331,076	363,289	384,258	424,732	464,038	500,171
<b>MEDIUM</b>	39,195	79,599	131,330	194,154	289,229	343,230	393,942	437,133	481,174	526,168	559,291	592,047
<b>LOW</b>	6,609	12,344	18,491	24,515	31,711	39,981	49,051	58,752	70,333	74,606	85,965	96,156
<b>TOTAL</b>	<b>70,130</b>	<b>149,216</b>	<b>266,196</b>	<b>394,998</b>	<b>548,314</b>	<b>663,747</b>	<b>774,069</b>	<b>859,174</b>	<b>935,765</b>	<b>1,025,506</b>	<b>1,109,294</b>	<b>1,188,374</b>
<b>RECLAIMED TEA - in Kgs.</b>												
<b>HIGH</b>	71,836	132,278	183,136	234,091	323,780	448,821	552,205	749,473	875,706	986,665	1,066,915	1,146,334
<b>MEDIUM</b>	18,646	59,796	104,672	151,420	220,887	237,522	240,890	240,890	257,187	292,259	310,982	313,788
<b>LOW</b>	50,263	86,158	140,943	172,824	238,219	314,102	375,591	448,122	516,852	570,428	625,701	686,414
<b>TOTAL</b>	<b>140,745</b>	<b>278,232</b>	<b>428,750</b>	<b>558,335</b>	<b>782,886</b>	<b>1,000,444</b>	<b>1,168,686</b>	<b>1,438,485</b>	<b>1,649,744</b>	<b>1,849,351</b>	<b>2,003,598</b>	<b>2,146,535</b>



# REVISED TEA PRODUCTION 2021 – CUMULATIVE ; Continued



PROC.MTD./ ELEVATION	JAN	FEB	MAR	APR	MAY	JUN	JULY	AUG	SEP	OCT	NOV	DEC
<b>ORTHODOX (INCLUDING BIO, RECLAIMED TEA) TEA- in Kgs.</b>												
<b>HIGH</b>	4,322,163	8,409,482	14,340,516	20,599,250	27,409,712	32,789,564	37,978,729	42,469,062	46,185,645	50,498,206	54,132,696	58,117,361
<b>MEDIUM</b>	2,618,920	5,533,774	9,564,072	14,050,865	18,872,131	22,534,739	26,523,036	29,641,611	32,587,986	35,790,992	38,356,231	40,897,665
<b>LOW</b>	14,012,792	27,298,484	43,423,060	59,929,937	76,417,083	91,101,785	105,891,673	119,935,722	133,888,442	148,070,512	159,908,834	171,706,319
<b>TOTAL</b>	<b>20,953,875</b>	<b>41,241,740</b>	<b>67,327,648</b>	<b>94,580,053</b>	<b>122,698,925</b>	<b>146,426,088</b>	<b>170,393,438</b>	<b>192,046,394</b>	<b>212,662,073</b>	<b>234,359,710</b>	<b>252,397,762</b>	<b>270,721,345</b>
<b>CTC TEA - in Kgs.</b>												
<b>HIGH</b>	431,268	887,004	1,389,455	2,029,329	2,744,338	3,161,600	3,691,804	4,128,407	4,490,690	4,957,404	5,386,227	5,872,243
<b>MEDIUM</b>	636,558	1,318,035	2,172,360	3,148,772	4,217,560	4,956,187	5,706,998	6,369,150	6,983,205	7,720,558	8,302,192	8,898,474
<b>LOW</b>	989,293	1,924,342	3,045,197	4,015,504	4,991,288	5,922,101	6,803,935	7,681,121	8,599,886	9,639,725	10,501,163	11,423,984
<b>TOTAL</b>	<b>2,057,118</b>	<b>4,129,380</b>	<b>6,607,012</b>	<b>9,193,605</b>	<b>11,953,186</b>	<b>14,039,887</b>	<b>16,202,737</b>	<b>18,178,677</b>	<b>20,073,780</b>	<b>22,317,687</b>	<b>24,189,581</b>	<b>26,194,701</b>
<b>TOTAL BLACK TEA - in Kgs.</b>												
<b>HIGH</b>	4,753,431	9,296,486	15,729,971	22,628,579	30,154,050	35,951,164	41,670,533	46,597,469	50,676,335	55,455,610	59,518,923	63,989,604
<b>MEDIUM</b>	3,255,477	6,851,808	11,736,432	17,199,637	23,089,691	27,490,926	32,230,034	36,010,760	39,571,191	43,511,550	46,658,423	49,796,139
<b>LOW</b>	15,002,084	29,222,825	46,468,257	63,945,441	81,408,371	97,023,886	112,695,608	127,616,842	142,488,327	157,710,236	170,409,997	183,130,303
<b>TOTAL</b>	<b>23,010,993</b>	<b>45,371,120</b>	<b>73,934,660</b>	<b>103,773,657</b>	<b>134,652,111</b>	<b>160,465,975</b>	<b>186,596,175</b>	<b>210,225,071</b>	<b>232,735,853</b>	<b>256,677,396</b>	<b>276,587,343</b>	<b>296,916,046</b>
<b>GREEN TEA - in Kgs.</b>												
<b>HIGH</b>	109,728	216,317	340,726	425,259	532,278	666,145	795,032	930,840	1,055,918	1,176,951	1,241,301	1,336,967
<b>MEDIUM</b>	55,001	113,539	235,502	339,888	448,904	569,190	677,634	774,215	885,481	999,987	1,090,395	1,189,577
<b>LOW</b>	2,090	2,090	2,090	6,933	12,929	12,929	30,184	41,549	45,797	45,797	45,797	45,831
<b>TOTAL</b>	<b>166,819</b>	<b>331,946</b>	<b>578,318</b>	<b>772,080</b>	<b>994,111</b>	<b>1,248,264</b>	<b>1,502,850</b>	<b>1,746,604</b>	<b>1,987,196</b>	<b>2,222,735</b>	<b>2,377,493</b>	<b>2,572,375</b>
<b>TOTAL TEA PRODUCTION - in Kgs.</b>												
<b>HIGH</b>	4,863,159	9,512,803	16,070,697	23,053,838	30,686,328	36,617,309	42,465,565	47,528,309	51,732,253	56,632,561	60,760,224	65,326,571
<b>MEDIUM</b>	3,310,478	6,965,347	11,971,934	17,539,525	23,538,595	28,060,116	32,907,668	36,784,975	40,456,671	44,511,536	47,748,818	50,985,716
<b>LOW</b>	15,004,174	29,224,915	46,470,347	63,952,374	81,421,299	97,036,814	112,725,791	127,658,391	142,534,125	157,756,033	170,455,794	183,176,135
<b>TOTAL</b>	<b>23,177,812</b>	<b>45,703,066</b>	<b>74,512,978</b>	<b>104,545,737</b>	<b>135,646,222</b>	<b>161,714,239</b>	<b>188,099,025</b>	<b>211,971,675</b>	<b>234,723,049</b>	<b>258,900,131</b>	<b>278,964,836</b>	<b>299,488,422</b>

SOURCE : SRI LANKA TEA BOARD



# TEA NEWS AROUND THE GLOBE



## MOMBASA MARKET

SALE NO. 03 – SALE OF 17<sup>TH</sup>, 18<sup>TH</sup> & 19<sup>TH</sup> JANUARY 2022

Improved general demand for the 193,989 packages (12,991,726.50 kilos) on offer with 11.77% unsold.

### DUST GRADES (M1)

Offerings: 57,210 packages (4,313,588.00 kilos) with 5.77% neglected. The best PDUSTs on offer met irregular inquiry ranging between firm to USC22 dearer to easier by up to USC8 with brighter varieties well competed for and appreciated by up to USC20 while medium categories were firm to dearer by USC12. Lower mediums were a strong feature advancing by up to USC30 while plainer descriptions were steady to USC24 above last levels.

Best DUST1s available were irregular and varied between firm to USC19 dearer to easier by USC6 while brighter sorts met improved interest and appreciated by USC2 to USC20 with medium types discounted by USC2 to USC20 but a few selected lines gained up to USC27. Lower medium descriptions were mostly firm to USC30 dearer and few improved lines advanced by up to USC48 with plainer varieties firm to USC10 above previous rates.

### LEAF GRADES (M2)

Offerings: 107,860 packages (7,179,383.50 kilos) and 13.89% remained unsold. The best BP1s in the market saw improved competition gaining USC8 to USC26 with some selected lines advancing by up to USC80 while brighter sorts held firm to USC18 above previous levels; mediums were irregular ranging between firm to USC10 dearer to easier by a similar margin with a few lines shedding a further USC22 and many remained without bids due to price limits. Lower medium categories met good but irregular interest at steady to dearer by up to USC22 to easier by up to USC16 with plainer descriptions well competed for at firm to USC28 above last rates.

Best PF1s on offer were dearer by USC6 to USC23 while brighter descriptions saw improved interest and advanced by USC15 to USC28 with medium types appreciating by USC6 to USC24. Lower medium varieties were steady to USC35 above last rates with plainer categories gaining up to USC20.

### SECONDARY GRADES (S1)

Offerings: 28,919 packages (1,498,755.00 kilos) with 15.76% remaining unsold. In the Secondary Catalogues, BPs were steady while PFs gained substantially. Clean well sorted coloury Fannings appreciated while similar DUSTs held value. Other Fannings were dearer with DUSTs appreciating. BMFs were well absorbed.

### MARKETS

Egyptian Packers lent strong support and were dominant while Pakistan Packers showed useful enquiry with more interest from Bazaar. UK, Yemen and other Middle Eastern countries showed improved interest while Kazakhstan, other CIS nations, Afghanistan and Russia maintained enquiry. Sudan was active but selective while Iran was operating. Local Packers were less active in line with price. Somalia lent strong support at the lower end of the market.







# TEA NEWS AROUND THE GLOBE

## MOMBASA MARKET – Continued

QUOTATIONS	BROKENS	FANNINGS
Best	313 – 361	316 – 366
Good	308 – 348	310 – 341
Good Medium	304 – 336	290 – 332
Medium	258 – 306	235 – 310
Lower Medium	126 – 338	120 – 300
Plain	102 – 234	106 – 196

AUCTION	KENYA 2021 \$	KENYA 2022 \$	TOTAL 2021 \$	TOTAL 2022 \$
01	2.04	2.64	1.95	2.45
02	2.08	2.61	1.99	2.43
03	2.04	2.74	1.97	2.55

SOURCE : AFRICA TEA BROKERS LTD.



# TEA NEWS AROUND THE GLOBE



## CHITTAGONG MARKET

SALE NO. 37 – 24<sup>TH</sup> JANUARY 2022

**CTC LEAF:** 43,907 packages of Current Season teas on offer met with much less demand at easier rates.

**BROKENS:** A small weight of well made good liquoring varieties met with a fair demand and were occasionally firm to slightly easier following quality. Medium and other varieties witnessed less demand and prices eased further with more withdrawals. BLF teas met with some interest and sold around last levels with some withdrawals.

**FANNINGS:** A few lines of good liquoring Fannings met with a fair demand at firm to slightly easier rates. Medium and plain varieties met with much less demand at easier rates and witnessed more withdrawals. BLF teas met with some interest and sold around last levels with some withdrawals.

**CTC DUST:** 10,478 packages of Current Season teas on offer met with less demand. Good liquoring Dusts were an easier market following a seasonal decline. Their Mediums sold at around last levels. Plain and BLF Dusts met with selective interest and were easier with more withdrawals compared to last. Blenders lent good support with fair interest from the Loose tea buyers.

**COMMENTS:** Today's sale witnessed much less demand and prices eased further with more withdrawals. Blenders lent fairly good support although at irregular rates with very selective enquiry from the Loose tea buyers.

Dusts were an easier market.

**Our catalogue ( Sale 37 ): Avg: Tk 189.78, Sold 54.4 % & ( Sale 36 ) Avg: Tk 192.24, Sold 56.9 %.**

### Quotations – This Week – (In Taka)

Brokens	This Week	Last Week	Fannings	This week	Last Week	Dust	This week	Last Week
Large	NQTA	NQTA	Best	210-215	215-220	PD	170-248	194-274
Medium	155-170	160-172	Good	180-185	182-192	RD	130-276	148-293
Small	160-172	165-178	Medium	160-170	165-172	D	165-291	153-294
Plain	138-153	140-155	Plain	140-155	145-155	CD	142-258	160-268
BLF	125-145	125-150	BLF	125-145	125-150	BLF	130-165	152-175

Exchange Rates 24<sup>th</sup> January, 2022 Sterling Pound: Tk. 114.0890 dollar: Tk. 84.7665

**SOURCE : NATIONAL BROKERS LTD**



# TEA NEWS AROUND THE GLOBE



## SILIGURI MARKET

SALE NO.03 – SALE OF 21<sup>ST</sup> JANUARY 2022

### 1. MARKET DESCRIPTION :

- Demand – good.
- Prices eased irregularly due to drop in quality.
- Internal trade was active with some support from HUL and Duncans. TCPL and exporters were once again selective.

### 2. TOTAL AUCTION WEIGHTED AVERAGE (₹ )

	2021-22			2020-21			UPTO SALE - 3		
	SALE - 3	SALE - 2	+/-	SALE - 3	SALE - 2	+/-	2021-22	2020-21	2019-20
CTC	146.16	152.08	-5.92	160.53	164.16	-3.63	179.99	205.13	138.78
DUST	150.09	152.22	-2.13	156.55	159.99	-3.44	169.05	199.32	133.13
TOTAL	146.52	152.10	-5.58	160.07	163.66	-3.59	178.76	204.44	138.12

SOURCE: PARCON INDIA PVT LTD

## GUWAHATI MARKET

SALE NO. 03 – SALE OF 20<sup>TH</sup> JANUARY 2022

### 1. MARKET DESCRIPTION :

- Fair demand.
- Select good liquoring teas sold around last levels. Remainder eased irregularly in line with quality. Some cleaner, blacker and liquoring Fannings were well competed for.
- HUL operated while TCPL was silent. Western India - selective on liquoring teas.
- Duncans operated on the medium variety. There was fair enquiry from the internal section.
- Exporters - silent.

### 2. TOTAL AUCTION WEIGHTED AVERAGE (₹ )

	2021-22			2020-21			UPTO SALE - 3		
	SALE - 3	SALE - 2	+/-	SALE - 3	SALE - 2	+/-	2021-22	2020-21	2019-20
CTC	149.58	153.48	-3.90	167.15	169.77	-2.62	184.73	221.98	144.25
DUST	144.22	146.69	-2.47	159.38	164.26	-4.88	180.42	232.16	154.53
TOTAL	148.02	151.41	-3.39	164.85	168.27	-3.42	183.46	225.26	147.45

SOURCE: PARCON INDIA PVT LTD





# TEA NEWS AROUND THE GLOBE

## KOLKATA ORTHODOX / CTC MARKET

SALE NO.03 – SALE OF 19<sup>TH</sup> / 20<sup>TH</sup> JANUARY 2022

### 1. Market description :

- Strong demand.
- Few better sorts and earlier invoices were readily absorbed.
- Remainder browner, stalkier variety irregular and at times lower following quality.
- Exporters to the middle east and cis were active.

	WHOLE LEAF		BROKENS		FANNINGS
	1ST LINE	2ND LINE	LARGER	SMALLER	LEAFY
BEST	NQ	NQ	NQ	NQ	NQ
GOOD	270-300(N)	240-270+	210-240+(N)	NQ	140-170
MEDIUM	NQ	170-210(N)	150-200	150-190	100-130

### 1. Market description :

- Demand- similar trend continued as last week.
- Levels for good / best Assams were easier following quality, whilst remainder were irregular around last. Dooars sold at barely steady rates.
- Select liquoring dust grades were steady while remainder sold as per quality and tended a little lower.
- Wi and TCPL were active with support from HUL, other packers & exporters in the leaf category. In the dust section, HUL was the mainstay with support from WI. TCPL remained silent.
- Sale 04 has been rescheduled to be held on 01st / 02nd February

### 2. TOTAL AUCTION WEIGHTED AVERAGE ( ₹ )

	2021-22			2020-21			UPTO SALE - 3		
	SALE - 3	SALE - 2	+/-	SALE - 3	SALE - 2	+/-	2021-22	2020-21	2019-20
CTC	168.30	175.27	-6.97	185.62	187.95	-2.33	206.38	230.63	157.93
DUST	161.68	177.14	-15.46	171.99	171.24	0.74	211.10	241.84	171.90
TOTAL	166.25	175.77	-9.52	181.98	183.20	-1.22	207.71	233.94	161.73

SOURCE: PARCON INDIA PVT LTD



# UPCOMING AUCTION DETAILS

Auction No.	06		05	
Dates	08 <sup>th</sup> / 09 <sup>th</sup> February 2022		31 <sup>st</sup> Jan. / 01 <sup>st</sup> Feb. 2022	
	No. of Lots	Qty – kg	No. of Lots	Qty – kg
Ex-Estate	716	834,340	847	963,415
Main Sale Total	9,149	4,580,777	11,033	5,679,080
High & Medium	1,125	573,782	1,525	762,520
Low Grown – Leafy	1,844	765,475	2,051	858,654
Low Grown – Semi Leafy	1,321	593,083	1,512	679,915
Low Grown Tippy	1,983	1,035,171	2,333	1,236,976
Premium / Flowery	343	56,907	375	69,535
Off Grades	2,100	1,126,880	2,635	1,464,737
Dust	433	429,479	602	606,743
Grand Total	9,865	5,415,117	11,880	6,642,495
Reprints	370	202,778	588	294,138
<b>Total No. of Lots on Offer</b>	<b>9,865</b>		<b>11,880</b>	
<b>Total Quantity on Offer (kg)</b>	<b>5,415,117</b>		<b>6,642,495</b>	





## SCHEDULED CLOSING DATES

Auction No.	Date of Sale	Ex-Estate	Main Sale
07	14 <sup>th</sup> / 15 <sup>th</sup> February 2022	27/01/2022	27/01/2022
08	22 <sup>nd</sup> / 23 <sup>rd</sup> February 2022	03/02/2022	03/02/2022
09	01 <sup>st</sup> / 02 <sup>nd</sup> March 2022	10/02/2022	10/02/2022

## PROMPT DATES

Auction No.	Buyers	Sellers
05	07/02/2022	08/02/2022
06	15/02/2022	17/02/2022
07	21/02/2022	22/02/2022



# ORDER OF SALE (SALE NO. 05 – 31<sup>ST</sup> JANUARY / 01<sup>ST</sup> FEBRUARY 2022)

Main Sale Order – 1 (Leafy / Semi Leafy / Tippy / Premium / 1A)	Main Sale Order – 2 (H & M / Off Grade / Dust)	Ex-Estate
<b>JOHN KEELLS PLC</b>	Lanka Commodity Brokers Ltd	Forbes & Walker Tea Brokers (Pvt) Ltd
Lanka Commodity Brokers Ltd	Asia Siyaka Commodities PLC.	Lanka Commodity Brokers Ltd
Forbes & Walker Tea Brokers (Pvt) Ltd	Bartleet Produce Marketing (Pvt) Ltd	Ceylon Tea Brokers PLC
Eastern Brokers. Ltd.	Ceylon Tea Brokers PLC	Bartleet Produce Marketing (Pvt) Ltd
Mercantile Produce Brokers (Pvt) Ltd	<b>JOHN KEELLS PLC</b>	<b>JOHN KEELLS PLC</b>
Bartleet Produce Marketing (Pvt) Ltd	Eastern Brokers. Ltd.	Mercantile Produce Brokers (Pvt) Ltd
Ceylon Tea Brokers PLC	Forbes & Walker Tea Brokers (Pvt) Ltd	Eastern Brokers. Ltd.
Asia Siyaka Commodities PLC.	Mercantile Produce Brokers (Pvt) Ltd	Asia Siyaka Commodities PLC.

[ DB : HR / SG ]



# HOLIDAY NOTICE



**We wish to inform all our valued Clients that our Head Office, Sample Room and Stores will be closed for business on the following day.**

04<sup>th</sup> February 2022

Friday

National Day.





“ Character cannot be developed in ease and quiet. Only through experience of trial and suffering can the soul be strengthened, ambition inspired, and success achieved..

– *Helen Keller* ”