



TEA MARKET REPORT

JOHN KEELLS PLC

SALE NO. 05 – 31ST JANUARY / 01ST FEBRUARY 2022

ORDER OF SALE (SALE NO. 05 – 31ST JANUARY / 01ST FEBRUARY 2022)

Main Sale Order – 1 (Leafy / Semi Leafy / Tippy / Premium / 1A)	Main Sale Order – 2 (H & M / Off Grade / Dust)	Ex-Estate
JOHN KEELLS PLC	Lanka Commodity Brokers Ltd	Forbes & Walker Tea Brokers (Pvt) Ltd
Lanka Commodity Brokers Ltd	Asia Siyaka Commodities PLC.	Lanka Commodity Brokers Ltd
Forbes & Walker Tea Brokers (Pvt) Ltd	Bartleet Produce Marketing (Pvt) Ltd	Ceylon Tea Brokers PLC
Eastern Brokers. Ltd.	Ceylon Tea Brokers PLC	Bartleet Produce Marketing (Pvt) Ltd
Mercantile Produce Brokers (Pvt) Ltd	JOHN KEELLS PLC	JOHN KEELLS PLC
Bartleet Produce Marketing (Pvt) Ltd	Eastern Brokers. Ltd.	Mercantile Produce Brokers (Pvt) Ltd
Ceylon Tea Brokers PLC	Forbes & Walker Tea Brokers (Pvt) Ltd	Eastern Brokers. Ltd.
Asia Siyaka Commodities PLC.	Mercantile Produce Brokers (Pvt) Ltd	Asia Siyaka Commodities PLC.



AUCTION DETAILS

Auction No.	05	
Dates	31 st Jan. / 01 st Feb. 2022	
	No. of Lots	Qty – kg
Ex Estate	847	963,415
Main Sale Total	11,033	5,679,080
High & Medium	1,525	762,520
Low Grown - Leafy	2,051	858,654
Low Grown - Semi Leafy	1,512	679,915
Low Grown Tippy	2,333	1,236,976
Premium / Flowery	375	69,535
Off Grades	2,635	1,464,737
Dust	602	606,743
Grand Total	11,880	6,642,495
Reprints	588	294,138
Total No. of Lots Offered	11,880	
Total Quantity Offered (kg)	6,642,495	

PROMPT DATES

Auction No.	Buyers	Sellers
05	07/02/2022	08/02/2022



COMMENTS



The Auction averages for the month of January 2022 recorded at Rs.704.67, shows an increase of Rs.59.65 in comparison to the 2021 January figure of Rs.645.02. When analyzing the respective elevation averages for the month of January 2022, the High Grown recorded an average of Rs.680.56 which is a positive variance of Rs.67.27 in comparison to Rs.613.29 in January 2021. Medium Grown too recorded a positive variance of Rs.41.36 with an average of Rs.626.73 when compared to Rs.585.37 in January 2021. Meanwhile Low Grown recorded an average of Rs.733.69 which is a positive variance of Rs.60.65 in comparison to Rs.673.04 in January 2021.

The 0.96Mkg of Ex estate teas on offer met with fair demand. Select Best Western High Grown BOPs were firm to dearer, however the below best and plainer varieties were easier. Select Best Western High Grown BOPFs gained selectively, the below best and plainer sorts declined from last week's levels. Nuwara Eliya BOPs were easier, the BOPFs were barely steady with a few invoices remaining unsold. Udupusellawa BOPs were easier, the BOPFs too were irregularly lower. Uva BOPs were easier, the BOPFs were firm to irregular following quality. Low Grown CTC BP1s were firm, the High and Medium sorts were irregular. Low Grown CTC PF1s declined sharply, the High and Medium sorts were firm to irregular.

The 2.8 million kilograms of Low Grown teas which were on offer met with fair demand. In the Leafy segment, select best OPs were firm whilst the others appreciated in price. Well-made OPAs witnessed improved price levels whilst the others were firm. Select best OP1s were lower with the balance maintaining last levels. In the Semi Leafy segment, select best BOP1s declined sharply, others maintained last levels. The prices for Pekoe varieties declined by a few Rupees. The top end of the Pekoe1s maintained. In the Small Leaf segment, FBOPs maintained last levels. FBOPF1 grade met with irregular demand whilst the FBOPFs sold at healthy levels. BOPF.SP, BOPF and BOP.SP were firm whilst the BOP grade was lower to last. All Premium Flowery teas met with fair interest.

Russia, Iran and the C.I.S. countries lent excellent support whilst Turkey was selective. Libya and Iraq too showed improved demand.





MARKET DESCRIPTION

Western Teas

Select best BOPs were firm to a little dearer, the below best and plainer sorts declined following quality. Select best BOPFs were firm to dearer by Rs.10/- to Rs.20/- at times, however the below best and plainer sorts declined by Rs.20/- to Rs.40/- and more. Medium BOPs were firm, the BOPFs were dearer following quality.

Nuwara Eliya Teas

BOPs declined by Rs.10/- to Rs.20/-, the BOPFs were barely steady with some invoices remaining unsold.

Uva Teas

BOPs were Rs.20/- to Rs.30/- easier, the BOPFs were firm to a little irregular at times. Uvapuscellawa BOPs were easier by Rs.20/- to Rs.30/-, the BOPFs too were firm to lower by Rs.10/- to Rs.20/-.

CTC Teas

Low Grown BP1s were barely steady, the High and Medium sorts were tending irregular. Low Grown PF1s declined by Rs.40/- to Rs.60/-, the High and Medium sorts too declined by Rs.20/- to Rs.30/- and more.

QUOTATIONS

	BOP – RS.	BOPF – RS.
Good Westerns	720 - 1060	750 - 920
Average Westerns	690 - 710	710 - 740
Plainer Westerns	600 - 680	670 - 700
Western Mediums	720 - 850	490 - 760
Uva Teas	590 - 720	540 - 750
Nuwara Eliya Teas	600 - 710	600 - 700
Uda Pussellawa Teas	580 - 650	660 - 670
CTC (BP1 and PF1)	440 - 750	450 - 900





MARKET DESCRIPTION

Low Grown

Select best and best OP1s declined by Rs.30/- to Rs.50/- from last week, other categories however held firm on last with attractive prices. BOP1s followed similar market as OP1s. Well-made OPs were firm to irregularly dearer, others too met with fair demand. Select best and best OPAs were firm to dearer by Rs.10/-, others too gained irregularly. Shotty Pekoes along with the bolder invoices eased by Rs.10/- and more on occasions, reducers too met with lower demand. Shotty Pekoe1s were firm to dearer by Rs.10/-, secondaries sold at last week's closing levels.

Select best well-made BOPs were lower to last by Rs.5/- to Rs.10/-, best and below best types too were lower by a few rupees, secondary types were firm. Select best and best BOP.SP.s and BOPF.SP.s met with fair demand, others were firm. BOPFs followed a similar trend. Select best and best FBOPF1s were lower by Rs.5/- to Rs.10/-, below best and secondary types were firm on last week's closing levels. Well-made FBOPs in the select best category were firm, best types were dearer by Rs.5/- to Rs.10/-, below best and secondary types were firm. FBOPF varieties met with good demand. All Premium Flowery teas were firm.

Off Grades

Select best FGS1s were firm, best types were easier by Rs.10/-, below best and poorer types were firm. Select best and best BMs were firm, below best and poorer types declined by Rs.10/-. All BPs were firm on last. Select best BOP1As were lower by Rs.10/- to Rs.20/- whilst best types were lower by Rs.20/- to Rs.30/-, below best and poorer BOP1As were also lower by Rs.10/- to Rs.20/- as well.

Dust

Select best and best Dust1s sold at firm levels, below best types were firm to dearer by Rs.5/- to Rs.10/-, poorer sorts were lower by Rs.10/-. Best High & Medium CTCs maintained at last levels. Low Grown CTCs depreciated Rs.10/- to Rs.20/-. Low Grown Dust / Dust1s were lower by Rs.10/-.



QUOTATIONS

	Select Best	Best	Below Best	Others
LIQUORING				
DUST-1	650.00 - 850.00	550.00 - 640.00	490.00 - 540.00	450.00 - 480.00
OFF GRADES				
FGS1	680.00 - 730.00	620.00 - 670.00	520.00 - 610.00	400.00 - 510.00
FGS	570.00 - 820.00	500.00 - 560.00	420.00 - 490.00	350.00 - 410.00
LOW GROWNS				
FBOPF / FFSP / FFEXSP	2400.00 - 3800.00	1300.00 - 2200.00	800.00 - 1100.00	650.00 - 740.00
BOP	900.00 - 1250.00	720.00 - 880.00	620.00 - 700.00	480.00 - 600.00
BOPSP	850.00 - 1100.00	630.00 - 820.00	550.00 - 620.00	420.00 - 530.00
BOPF	750.00 - 1200.00	620.00 - 720.00	480.00 - 600.00	380.00 - 460.00
FBOPF1	950.00 - 1400.00	820.00 - 920.00	680.00 - 800.00	520.00 - 650.00
FBOP	920.00 - 1550.00	760.00 - 880.00	660.00 - 740.00	480.00 - 620.00
BOP1	1300.00 - 1750.00	1050.00 - 1200.00	920.00 - 1000.00	600.00 - 640.00
OP1	1400.00 - 2250.00	1150.00 - 1250.00	950.00 - 1100.00	450.00 - 600.00
OP	820.00 - 980.00	770.00 - 790.00	690.00 - 760.00	550.00 - 570.00
OPA	760.00 - 1100.00	680.00 - 740.00	580.00 - 640.00	420.00 - 500.00
PEKOE	800.00 - 1500.00	650.00 - 700.00	530.00 - 620.00	470.00 - 500.00
PEKOE1	960.00 - 1500.00	680.00 - 800.00	580.00 - 650.00	460.00 - 520.00
DUST / DUST1	480.00 - 540.00	400.00 - 470.00	360.00 - 390.00	330.00 - 380.00



- **Top Prices**
- **Colombo Auction Averages**
- **National Elevational Averages**
- **All Brokers Private Sale Figures**



TOP PRICES (SALE NO. 05 - 31ST JANUARY / 01ST FEBRUARY 2022)



WESTERN HIGH			
BOP		Great Western	1060.00
BOPSP	+	Queensberry	1000.00
BOPF/BOPFSP	*	Gouravilla	920.00
		Fetteresso	920.00
FBOP/FBOP1		Glenloch	1120.00
FBOPF/FBOPF1	*	Inverness	1040.00
BOP1		Weddemulla	1160.00
OP/OPA	*	Inverness	850.00
OP1	*	Venture	900.00
PEKOE/PEKOE1		Weddemulla	850.00

UVA HIGH			
BOP		Glenanore	940.00
BOPSP		Craig	940.00
BOPF/BOPFSP		Bandaraeliya	760.00
FBOP/FBOP1		Aislaby	1180.00
FBOPF/FBOPF1	++*	Aislaby	1040.00
	++*	Glenanore	1040.00
	++	Oodoowerre	1040.00
BOP1	++	Glenanore	1250.00
OP/OPA		Uva Highlands	890.00
OP1	++	Gonamotawa	1000.00
PEKOE/PEKOE1		Glenanore	790.00

NUWARA ELIYA			
BOP	*	Lovers Leap	710.00
		Mahagastotte	710.00
BOPF/BOPFSP	*	Lovers Leap	700.00
FBOP/FBOP1		Mahagastotte	1040.00
		Court Lodge	1040.00
OP/OPA		-	
PEKOE/PEKOE1		Mahagastotte	1000.00

WESTERN MEDIUM			
BOP	*	Kenilworth	1080.00
		Rilagala	1080.00
BOPSP	+	Windsorforest	1140.00
	+	Craighead	1140.00
BOPF/BOPFSP		Sanrose	860.00
FBOP/FBOP1		Harangalla	1350.00
FBOPF/FBOPF1		Windsorforest	1250.00
BOP1		Cooroondoowatte	1350.00
OP/OPA		Craighead	900.00
OP1	*	Kenilworth	920.00
PEKOE/PEKOE1		New Fernland	960.00
		Doombagastalawa	960.00

UVA MEDIUM			
BOP		Aruna Passara	860.00
BOPSP	+	Halpewatte Uva	1020.00
BOPF/BOPFSP		Dickwella	1040.00
FBOP/FBOP1		Aruna Passara	1250.00
FBOPF/FBOPF1	*	Halpewatte Uva	1120.00
BOP1		Maratenne	1140.00
		Glen Alpin	1140.00
OP/OPA	*	Glen Alpin	840.00
OP1	*	Demodera "S"	1000.00
PEKOE/PEKOE1		Aruna Passara	900.00

CTC LOW			
PF1	*	Hingalgoda CTC	900.00
	*	Ceciliyan CTC	900.00
		Suduwelipothahena CTC	900.00
BP1	*	Ceciliyan CTC	750.00
BPS		-	
OF		-	

UDA PUSSELLAWA			
BOP		Kirklees	660.00
BOPSP		Kirklees	630.00
BOPF/BOPFSP	*	Mooloya	680.00
		Luckyland	680.00
FBOP/FBOP1	+	Delmar	1040.00
FBOPF/FBOPF1		Gonapitiya	960.00
BOP1		-	
OP/OPA		Delmar	730.00
OP1		Gonapitiya	550.00
PEKOE/PEKOE1		Gonapitiya	740.00

CTC HIGH			
PF1		Dunsinane CTC	710.00
BP1		Dunsinane CTC	600.00
BPS	*	Mount Vernon CTC	540.00
OF		-	

CTC MEDIUM			
PF1	*	New Peacock CTC	670.00
BP1	*	Delta CTC	570.00
BPS	*	Donside CTC	560.00
		Aultmore CTC	560.00
OF		-	



TOP PRICES (SALE NO. 05 - 31ST JANUARY / 01ST FEBRUARY 2022)



LOW			
BOP		Kehelwela	1250.00
	*	Arbour Valley	1200.00
	*	Bogoda Group	1200.00
		Ceciliyan	1200.00
BOPSP	*	Ceciliyan	1100.00
	*	Berubeula	980.00
BOPF	*	Kiruwanaganga	1200.00
BOPFSP	*	Kiruwanaganga	1200.00
	*	Broadlands S.H.	1200.00
FBOP		Hidellana	1550.00
FBOP1		Sithaka	1400.00
FBOPF		Ceyenta	1350.00
	*	Berubeula	1300.00
	*	Ceciliyan	1300.00
FBOPF1	*	Sadhri	1400.00
BOP1		Pothotuwa	1750.00
OP1		Lumbini	2250.00
OP	*	Berubeula	980.00
OPA		Green Lanka	1100.00
PEKOE		Liyonta	1500.00
		Lumbini	1500.00
PEKOE1		Wathurawila	1500.00

PREMIUM			
FBOPFSP		Kellapatha	3750.00
	*	Glen Alpin	2900.00
FBOPFEXSP		Green House	3800.00
FBOPFEXSP1		Musswenna	3650.00

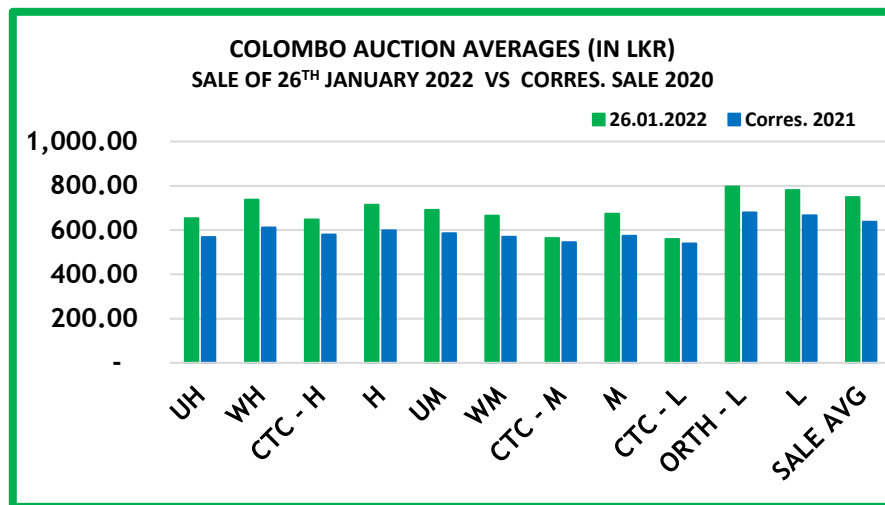
DUST			
DUST1		Somerset	850.00
	*	Wattegodde	840.00
P.DUST	*	New Peacock	650.00

OFF GRADES			
FNGS/FNGS1		Wellandura Special	820.00
	*	Kotiyagalla	730.00
PFNGS	**	Hingalgoda CTC	790.00
BM		Gunawardena	880.00
BP		Tinioya	920.00
	*	Aislaby	900.00
		Kothmale Hills	900.00
BOP1A		New J.S.P.	830.00

**** MORE THAN ONE TOP PRICE OBTAINED**
*** TEAS SOLD BY JOHN KEELLS PLC**
+ ALL TIME RECORD PRICE
++ ALL TIME RECORD PRICE EQUALED

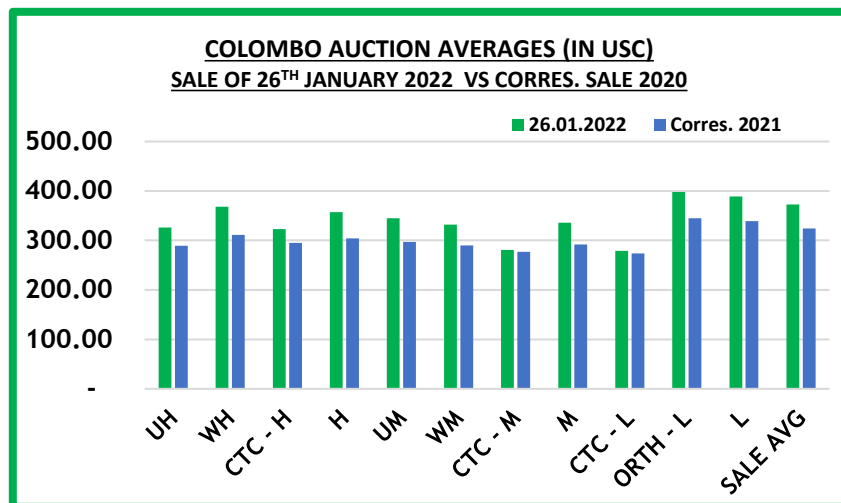


COLOMBO AUCTION AVERAGES



	Sale of 19/01/2022 In LKR	Sale of 26/01/2022 In LKR	Corres. 2021 In LKR
Uva High Grown	626.33	653.78	568.74
Western High Grown	715.15	737.57	610.94
CTC High Grown	625.95	647.80	579.76
Summary of High Grown	687.71	714.57	599.01
Uva Medium Grown	643.25	691.60	584.76
Western Medium Grown	624.66	665.20	569.64
CTC Medium Grown	549.15	563.61	544.92
Summary of Medium Grown	630.14	673.11	574.24
CTC Low Grown	529.23	558.88	538.74
Orthodox Low Grown	763.34	796.92	678.87
Summary of Low Grown	746.15	779.98	666.20
TOTAL SALE AVERAGE	715.29	748.14	637.18

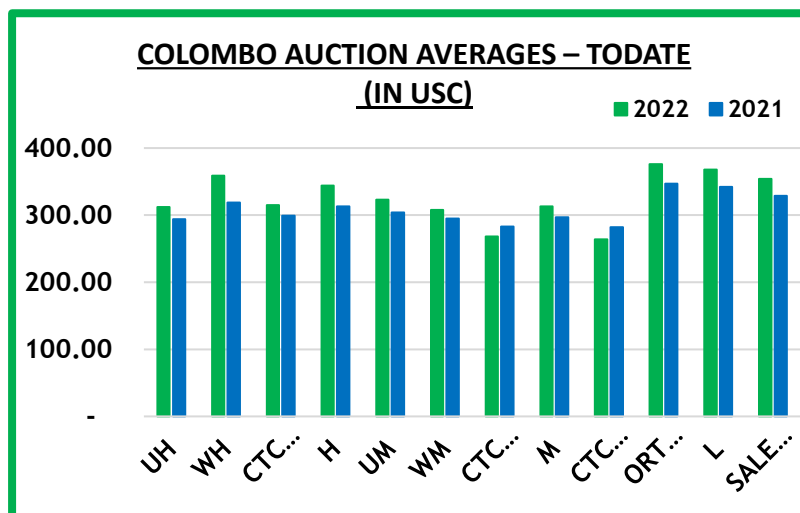
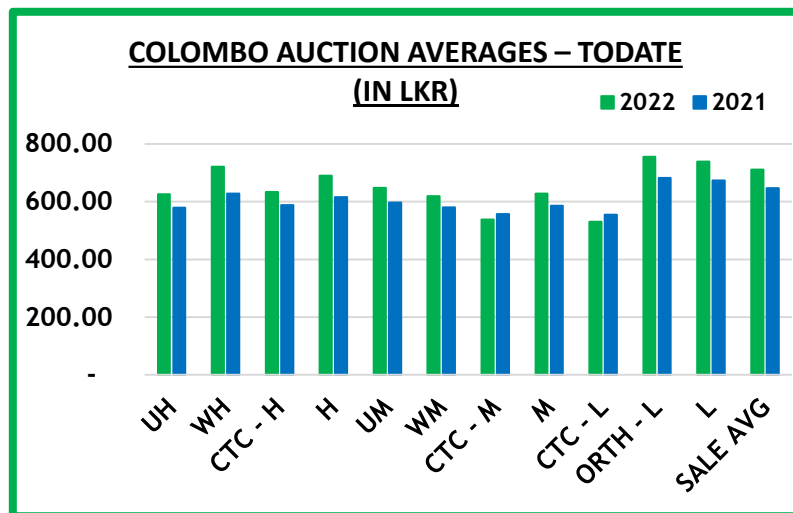
COLOMBO AUCTION AVERAGES



	Sale of 19/01/2022 In USC	Sale of 26/01/2022 In USC	Corres. 2021 In USC
Uva High Grown	311	326	289
Western High Grown	355	368	311
CTC High Grown	311	323	295
Summary of High Grown	342	357	304
Uva Medium Grown	320	345	297
Western Medium Grown	310	332	290
CTC Medium Grown	273	281	277
Summary of Medium Grown	313	336	292
CTC Low Grown	263	279	274
Orthodox Low Grown	379	398	345
Summary of Low Grown	371	389	339
TOTAL SALE AVERAGE	355	373	324



COLOMBO AUCTION AVERAGES



January to Date (Sale No.04)	2022 LKR	2021 LKR	2022 USC	2021 USC
Uva High Grown	626.03	579.05	312	294
Western High Grown	720.84	628.40	359	319
CTC High Grown	633.05	587.94	315	299
Summary of High Grown	690.19	615.34	344	313
Uva Medium Grown	648.21	597.31	323	304
Western Medium Grown	619.06	579.79	308	295
CTC Medium Grown	537.95	557.12	268	283
Summary of Medium Grown	628.47	585.26	313	297
CTC Low Grown	530.00	554.58	264	282
Orthodox Low Grown	755.48	682.54	376	347
Summary of Low Grown	739.07	672.88	368	342
TOTAL SALE AVERAGE	710.75	646.43	354	329



COLOMBO AUCTION AVERAGES

FROM 01 ST TO 26 TH JANUARY 2022	LKR
Uva High Grown	626.52
Western High Grown	726.94
Summary of High Grown	695.01
Uva Medium Grown	644.19
Western Medium Grown	619.34
Summary of Medium Grown	627.46
Summary of Low Grown	736.40
TOTAL SALE AVERAGE	709.45





NATIONAL ELEVATIONAL AVERAGES

NATIONAL ELEVATIONAL AVERAGES – JANUARY 2022

Elevation	MONTH		TODATE	
	QUANTITY - KG	AVERAGE - RS. / KG	QUANTITY - KG	AVERAGE - RS. / KG
ORTHODOX				
UVA-HIGH	1,241,516	627.27	1,241,516	627.27
WESTERN-HIGH	2,445,430	733.94	2,445,430	733.94
UVA-MEDIUM	1,133,636	642.39	1,133,636	642.39
WESTERN-MEDIUM	1,554,471	654.32	1,554,471	654.32
LOW	11,814,141	755.65	11,814,141	755.65
TOTAL	18,189,194	728.25	18,189,194	728.25
CTC				
UVA-HIGH	80,050	607.54	80,050	607.54
WESTERN-HIGH	286,173	627.60	286,173	627.60
WESTERN-MEDIUM	695,343	535.12	695,343	535.12
LOW	1,142,982	528.42	1,142,982	528.42
TOTAL	2,204,548	546.28	2,204,548	546.28
OTH/CTC				
UVA-HIGH	1,321,566	626.07	1,321,566	626.07
WESTERN-HIGH	2,731,603	722.80	2,731,603	722.80
UVA-MEDIUM	1,133,636	642.39	1,133,636	642.39
WESTERN-MEDIUM	2,249,814	617.48	2,249,814	617.48
LOW	12,957,123	735.61	12,957,123	735.61
TOTAL	20,393,742	708.58	20,393,742	708.58
GREEN				
UVA-HIGH	47,836	639.33	47,836	639.33
WESTERN-HIGH	58,629	719.05	58,629	719.05
UVA-MEDIUM	33,974	692.06	33,974	692.06
WESTERN-MEDIUM	35,251	680.56	35,251	680.56
LOW	0	0.00	0	0.00
TOTAL	175,690	684.40	175,690	684.40



NATIONAL ELEVATIONAL AVERAGES - Continued

ORGANIC TEAS				
UVA-HIGH	6,700	754.93	6,700	754.93
WESTERN-HIGH	12,768	814.90	12,768	814.90
UVA-MEDIUM	2,040	1,193.14	2,040	1,193.14
WESTERN-MEDIUM	7,221	641.30	7,221	641.30
LOW	7,729	1,642.25	7,729	1,642.25
TOTAL	36,458	966.06	36,458	966.06
SPECIAL TEA				
UVA-HIGH	75	13,711.10	75	13,711.10
WESTERN-HIGH	4,125	3,485.75	4,125	3,485.75
UVA-MEDIUM	20	14,025.00	20	14,025.00
WESTERN-MEDIUM	11,437	972.50	11,437	972.50
LOW	171	12,726.90	171	12,726.90
TOTAL	15,828	1,831.52	15,828	1,831.52
BLACK TEA SALES FROM REFUSE TEA PROCESSING CENTRES				
UVA-HIGH	92,313	395.16	92,313	395.16
WESTERN-HIGH	132,518	438.67	132,518	438.67
UVA-MEDIUM	18,437	420.54	18,437	420.54
WESTERN-MEDIUM	15,804	454.07	15,804	454.07
LOW	113,966	436.23	113,966	436.23
TOTAL	373,038	426.91	373,038	426.91
COMPOSITE NATIONAL AVERAGES				
HIGH GROWN	4,408,133	680.56	4,408,133	680.56
MEDIUM GROWN	3,507,634	626.73	3,507,634	626.73
LOW GROWN	13,078,989	733.69	13,078,989	733.69
ALL TEA AVERAGE	20,994,756	704.67	20,994,756	704.67



ALL BROKERS PRIVATE SALE FIGURES (FOR THE PERIOD – 24TH TO 29TH JANUARY 2022)

	WEEKLY	TODATE
High & Medium	41,415.75	193,023.25
Low	4,913.00	19,918.00
Green Tea	42,002.00	138,469.00
Organic Tea	4,485.00	29,087.00
BMF	169,275.00	782,521.00
Direct Sales	-	-
Forward Contract	47,540.00	134,400.00





- **Crop and Weather**
- **Crop Figures**
- **Revised Tea Production 2021**
- **Tea News**
- **Circular**
- **Holiday Notice**

CROP AND WEATHER - FOR THE PERIOD OF - 24TH TO 30TH JANUARY 2022



Western

Bright weather was experienced throughout the week with very cold nights in Dickoya, Agarapatana, Bogowantalawa and Talawakelle districts.



Nuwara Eliya

Bright weather was recorded throughout the week in Nuwara Eliya and Kandapola districts.



Uva

Bright weather was experienced throughout the week in Bandarawella and Haputale districts.



Low Grown

Bright mornings with occasional scattered evening showers were recorded throughout the week in Galle, Rathnapura and Deniyaya districts.



Crop

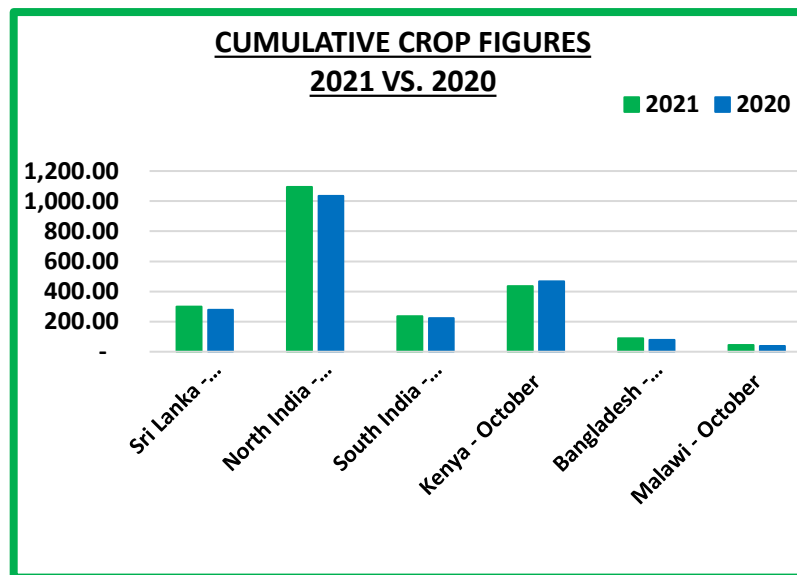
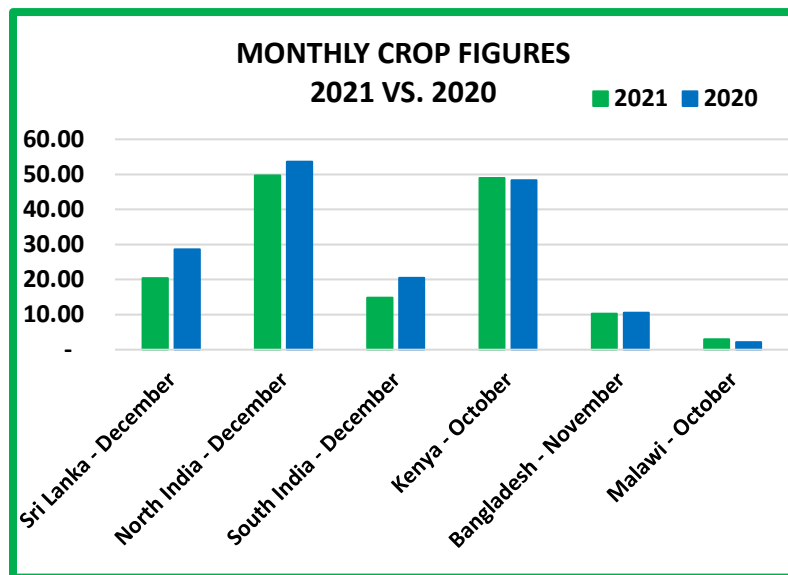
Crop intakes are moderate to low.



CROP FIGURES OF MAJOR PRODUCING & EXPORTING COUNTRIES

Country	Month	2021	2020	Cumulative + Inc. / Dec.	Cumulative	2021	2020	Cumulative + Inc. / Dec.
Sri Lanka	December	20.41	28.65	- 8.24	Upto December	299.33	278.85	+ 20.48
North India	December	49.66(E)	53.63	- 03.97	Upto December	1093.38(E)	1035.48	+ 57.90
South India	December	14.85(E)	20.46	- 5.61	Upto December	235.66 (E)	222.05	+ 13.61
Kenya	October	49.0	48.30	+ 0.70	Upto October	434.60	467.40	- 32.8
Bangladesh	November	10.24	10.50	- 0.26	Upto November	89.57	79.43	+ 10.14
Malawi	October	2.93	2.12	+ 0.81	Upto October	45.39	38.53	+ 6.86

(E) - Estimated



REVISED TEA PRODUCTION 2021 – MONTHLY



PROC.MTD./ ELEVATION	JAN	FEB	MAR	APR	MAY	JUN	JULY	AUG	SEP	OCT	NOV	DEC
ORTHODOX (ONLY) TEA - in Kgs.												
HIGH	4,226,002	3,993,929	5,821,074	6,147,826	6,669,728	5,201,648	5,035,241	4,260,852	3,569,382	4,161,129	3,514,933	3,869,113
MEDIUM	2,561,079	2,833,300	3,933,692	4,377,221	4,656,724	3,591,972	3,934,217	3,075,384	2,886,037	3,122,940	2,513,394	2,505,872
LOW	13,955,920	13,244,062	16,063,645	16,468,971	16,414,555	14,600,550	14,719,329	13,961,816	13,872,409	14,124,221	11,771,691	11,726,581
TOTAL	20,743,000	20,071,292	25,818,411	26,994,018	27,741,006	23,394,171	23,688,787	21,298,052	20,327,828	21,408,289	17,800,018	18,101,566
BIO TEA - in Kgs.												
HIGH	24,326	32,947	59,102	59,954	51,045	53,163	50,539	32,213	20,969	40,474	39,306	36,133
MEDIUM	39,195	40,404	51,731	62,824	95,075	54,001	50,712	43,191	44,041	44,994	33,123	32,756
LOW	6,609	5,735	6,147	6,024	7,196	8,270	9,070	9,701	11,581	4,273	11,359	10,191
TOTAL	70,130	79,086	116,980	128,802	153,316	115,434	110,321	85,105	76,591	89,741	83,788	79,080
RECLAIMED TEA - in Kgs.												
HIGH	71,836	60,443	50,858	50,955	89,689	125,041	103,385	197,268	126,233	110,959	80,251	79,419
MEDIUM	18,646	41,150	44,876	46,748	69,467	16,635	3,368	-	16,297	35,072	18,723	2,806
LOW	50,263	35,895	54,785	31,882	65,395	75,883	61,490	72,531	68,730	53,576	55,273	60,713
TOTAL	140,745	137,488	150,518	129,585	224,551	217,559	168,242	269,799	211,259	199,607	154,247	142,938



REVISED TEA PRODUCTION 2021 – MONTHLY - Continued



PROC.MTD./ ELEVATION	JAN	FEB	MAR	APR	MAY	JUN	JULY	AUG	SEP	OCT	NOV	DEC
ORTHODOX (INCLUDING BIO, RECLAIMED TEA) TEA- in Kgs.												
HIGH	4,322,163	4,087,319	5,931,033	6,258,735	5,810,462	5,379,852	5,189,165	4,490,332	3,716,5133	4,312,561	3,634,490	3,984,565
MEDIUM	2,618,920	2,914,854	4,030,299	4,486,793	4,821,266	3,662,608	3,988,297	3,118,575	2,946,375	3,203,006	2,565,240	2,541,434
LOW	14,012,792	13,285,692	16,124,577	16,506,877	16,487,146	14,684,702	14,789,888	14,044,048	13,952,720	14,182,070	11,838,323	11,797,485
TOTAL	20,953,875	20,287,865	26,085,908	27,252,404	28,118,873	21,727,163	23,967,350	21,652,956	20,615,679	21,697,637	18,038,052	18,323,583
CTC TEA - in Kgs.												
HIGH	431,268	455,736	502,451	639,874	715,009	417,262	530,204	436,603	362,283	466,714	428,823	486,016
MEDIUM	636,558	681,477	854,325	976,412	1,068,789	738,627	750,812	662,152	614,055	737,354	581,634	596,283
LOW	989,293	935,049	1,120,856	970,307	975,784	930,813	881,834	877,186	918,765	1,039,839	861,438	922,822
TOTAL	2,057,118	2,072,262	2,477,632	2,586,593	2,759,582	2,086,701	2,162,850	1,975,941	1,895,103	2,243,907	1,871,895	2,005,120
TOTAL BLACK TEA - in Kgs.												
HIGH	4,753,431	4,543,055	6,433,484	6,898,609	7,525,471	5,797,114	5,719,369	4,926,935	4,078,866	4,779,275	4,063,313	4,470,681
MEDIUM	3,255,477	3,596,331	4,884,624	5,463,205	5,890,054	4,401,235	4,739,108	3,780,726	3,560,430	3,940,359	3,146,873	3,137,716
LOW	15,002,084	14,220,741	17,245,432	17,477,184	17,462,930	15,615,515	15,671,722	14,921,234	14,871,485	15,221,909	12,699,761	12,720,306
TOTAL	23,010,993	22,360,127	28,563,540	29,838,997	30,878,454	25,813,864	26,130,200	23,628,896	22,510,782	23,941,543	19,909,947	20,328,703
GREEN TEA - in Kgs.												
HIGH	109,728	106,589	124,409	84,533	107,019	133,867	128,887	135,808	125,078	121,033	64,350	95,666
MEDIUM	55,001	58,538	121,963	104,386	109,016	120,286	108,444	96,581	111,266	114,506	90,409	99,182
LOW	2,090	-	-	4,843	5,996	-	17,255	11,365	4,249	-	-	34
TOTAL	166,819	165,127	246,372	193,762	222,031	254,153	254,586	243,754	240,592	235,539	154,759	194,882
TOTAL TEA PRODUCTION - in Kgs.												
HIGH	4,863,159	4,649,644	6,557,893	6,983,142	7,632,490	5,930,981	5,848,256	5,062,743	4,203,944	4,900,308	4,127,663	4,566,347
MEDIUM	3,310,478	3,654,869	5,006,587	5,567,591	5,999,070	4,521,521	4,847,552	3,877,307	3,671,696	4,054,865	3,237,282	3,236,898
LOW	15,004,174	14,220,741	17,245,432	17,482,026	17,468,926	15,615,515	15,688,977	14,932,599	14,875,734	15,221,909	12,699,761	12,720,340
TOTAL	23,177,812	22,525,254	28,809,912	30,032,759	31,100,485	26,068,017	26,384,786	23,872,650	22,751,374	24,177,082	20,064,705	20,523,585

SOURCE : SRI LANKA TEA BOARD



REVISED TEA PRODUCTION 2021 – CUMULATIVE



PROC.MTD./ ELEVATION	JAN	FEB	MAR	APR	MAY	JUN	JULY	AUG	SEP	OCT	NOV	DEC
ORTHODOX (ONLY) TEA - in Kgs.												
HIGH	4,226,002	8,219,931	14,041,005	20,188,831	26,858,559	32,060,207	37,095,448	41,356,300	44,925,682	49,086,810	52,601,744	56,470,857
MEDIUM	2,561,079	5,394,379	9,328,070	13,705,291	18,362,015	21,953,987	25,888,204	28,963,588	31,849,625	34,972,565	37,485,958	39,991,830
LOW	13,955,920	27,199,982	43,263,627	59,732,598	76,147,153	90,747,703	105,467,031	119,428,848	133,301,257	147,425,478	159,197,169	170,923,750
TOTAL	20,743,000	40,814,292	66,632,702	93,626,721	121,367,726	144,761,897	168,450,683	189,748,735	210,076,564	231,484,853	249,284,871	267,386,436
BIO TEA - in Kgs.												
HIGH	24,326	57,273	116,375	176,329	227,374	280,536	331,076	363,289	384,258	424,732	464,038	500,171
MEDIUM	39,195	79,599	131,330	194,154	289,229	343,230	393,942	437,133	481,174	526,168	559,291	592,047
LOW	6,609	12,344	18,491	24,515	31,711	39,981	49,051	58,752	70,333	74,606	85,965	96,156
TOTAL	70,130	149,216	266,196	394,998	548,314	663,747	774,069	859,174	935,765	1,025,506	1,109,294	1,188,374
RECLAIMED TEA - in Kgs.												
HIGH	71,836	132,278	183,136	234,091	323,780	448,821	552,205	749,473	875,706	986,665	1,066,915	1,146,334
MEDIUM	18,646	59,796	104,672	151,420	220,887	237,522	240,890	240,890	257,187	292,259	310,982	313,788
LOW	50,263	86,158	140,943	172,824	238,219	314,102	375,591	448,122	516,852	570,428	625,701	686,414
TOTAL	140,745	278,232	428,750	558,335	782,886	1,000,444	1,168,686	1,438,485	1,649,744	1,849,351	2,003,598	2,146,535



REVISED TEA PRODUCTION 2021 – CUMULATIVE - Continued



PROC.MTD./ ELEVATION	JAN	FEB	MAR	APR	MAY	JUN	JULY	AUG	SEP	OCT	NOV	DEC
ORTHODOX (INCLUDING BIO, RECLAIMED TEA) TEA- in Kgs.												
HIGH	4,322,163	8,409,482	14,340,516	20,599,250	27,409,712	32,789,564	37,978,729	42,469,062	46,185,645	50,498,206	54,132,696	58,117,361
MEDIUM	2,618,920	5,533,774	9,564,072	14,050,865	18,872,131	22,534,739	26,523,036	29,641,611	32,587,986	35,790,992	38,356,231	40,897,665
LOW	14,012,792	27,298,484	43,423,060	59,929,937	76,417,083	91,101,785	105,891,673	119,935,722	133,888,442	148,070,512	159,908,834	171,706,319
TOTAL	20,953,875	41,241,740	67,327,648	94,580,053	122,698,925	146,426,088	170,393,438	192,046,394	212,662,073	234,359,710	252,397,762	270,721,345
CTC TEA - in Kgs.												
HIGH	431,268	887,004	1,389,455	2,029,329	2,744,338	3,161,600	3,691,804	4,128,407	4,490,690	4,957,404	5,386,227	5,872,243
MEDIUM	636,558	1,318,035	2,172,360	3,148,772	4,217,560	4,956,187	5,706,998	6,369,150	6,983,205	7,720,558	8,302,192	8,898,474
LOW	989,293	1,924,342	3,045,197	4,015,504	4,991,288	5,922,101	6,803,935	7,681,121	8,599,886	9,639,725	10,501,163	11,423,984
TOTAL	2,057,118	4,129,380	6,607,012	9,193,605	11,953,186	14,039,887	16,202,737	18,178,677	20,073,780	22,317,687	24,189,581	26,194,701
TOTAL BLACK TEA - in Kgs.												
HIGH	4,753,431	9,296,486	15,729,971	22,628,579	30,154,050	35,951,164	41,670,533	46,597,469	50,676,335	55,455,610	59,518,923	63,989,604
MEDIUM	3,255,477	6,851,808	11,736,432	17,199,637	23,089,691	27,490,926	32,230,034	36,010,760	39,571,191	43,511,550	46,658,423	49,796,139
LOW	15,002,084	29,222,825	46,468,257	63,945,441	81,408,371	97,023,886	112,695,608	127,616,842	142,488,327	157,710,236	170,409,997	183,130,303
TOTAL	23,010,993	45,371,120	73,934,660	103,773,657	134,652,111	160,465,975	186,596,175	210,225,071	232,735,853	256,677,396	276,587,343	296,916,046
GREEN TEA - in Kgs.												
HIGH	109,728	216,317	340,726	425,259	532,278	666,145	795,032	930,840	1,055,918	1,176,951	1,241,301	1,336,967
MEDIUM	55,001	113,539	235,502	339,888	448,904	569,190	677,634	774,215	885,481	999,987	1,090,395	1,189,577
LOW	2,090	2,090	2,090	6,933	12,929	12,929	30,184	41,549	45,797	45,797	45,797	45,831
TOTAL	166,819	331,946	578,318	772,080	994,111	1,248,264	1,502,850	1,746,604	1,987,196	2,222,735	2,377,493	2,572,375
TOTAL TEA PRODUCTION - in Kgs.												
HIGH	4,863,159	9,512,803	16,070,697	23,053,838	30,686,328	36,617,309	42,465,565	47,528,309	51,732,253	56,632,561	60,760,224	65,326,571
MEDIUM	3,310,478	6,965,347	11,971,934	17,539,525	23,538,595	28,060,116	32,907,668	36,784,975	40,456,671	44,511,536	47,748,818	50,985,716
LOW	15,004,174	29,224,915	46,470,347	63,952,374	81,421,299	97,036,814	112,725,791	127,658,391	142,534,125	157,756,033	170,455,794	183,176,135
TOTAL	23,177,812	45,703,066	74,512,978	104,545,737	135,646,222	161,714,239	188,099,025	211,971,675	234,723,049	258,900,131	278,964,836	299,488,422

SOURCE : SRI LANKA TEA BOARD



TEA NEWS AROUND THE GLOBE



MOMBASA MARKET

SALE NO. 04 – SALE OF 24TH, 25TH & 26TH JANUARY 2022

There was good general demand for the 217,146 packages (14,117,264.00 kilos) in the market with 11.23% remaining unsold.

DUST GRADES (M1)

Offerings: 61,982 packages (4,590,501.00 kilos) and 3.39% remained unsold. Best PDUSTs available were steady to USC10 dearer while brighter descriptions met improved interest and appreciated by USC10 to USC20 with medium types firm to USC14 above previous levels. Lower medium categories saw good competition and gained up to USC26 with plainer varieties advancing up to USC20.

The best DUST1s in the market met more interest and advanced by USC9 to USC20 with some selected lines gaining up to USC30 while brighter categories saw improved activity and were steady to USC30 dearer. Mediums were irregular ranging between mostly firm to USC15 dearer to easier by up to USC5 with lower medium sorts USC10 to USC26 above last rates while plainer descriptions appreciated by USC4 to USC20.

LEAF GRADES (M2)

Offerings: 115,304 packages (7,517,765.00 kilos) and 11.57% was neglected. Best BP1s available met reduced enquiry and were irregularly easier by USC2 to USC24 but a few selected teas advanced by a similar margin while brighter descriptions were irregular ranging between fully firm to USC10 dearer to easier by up to USC16 and some lines remained unsold; medium sorts were fully firm where sold with many neglected due to price limits. Lower mediums were steady to dearer by up to USC12 while plainer categories saw irregular interest and varied between firm to USC14 dearer to easier by a similar rate.

The best PF1s in the market appreciated by USC4 to USC18 while brighter types saw more interest and gained up to USC18 with medium varieties irregular and ranged between fully firm to USC14 dearer to easier by up to USC6. Lower medium categories saw good activity at USC2 to USC22 above previous levels with a few teas advancing by up to USC30 while plainer sorts were well competed for and appreciated by USC4 to USC22.

SECONDARY GRADES (S1)

Offerings: 39,860 packages (2,008,998.00 kilos) and 22.43% were unsold. In the Secondary Catalogues, best BPs gained while others were firm with PFs dearer. Clean well sorted coloury Fannings eased with similar DUSTs about steady. Other Fannings held value while similar DUSTs were firm. BMFs were well absorbed.

MARKETS

Pakistan Packers and Egyptian Packers showed strong support and were dominant with useful interest from Yemen and other Middle Eastern countries while Bazaar, Kazakhstan, other CIS states and Russia were more active. Sudan and UK lent good but selective enquiry with Afghanistan less active; Iran showed some interest. There was less support from the Local Packers. Somalia were active at the lower end of the market.





TEA NEWS AROUND THE GLOBE

MOMBASA MARKET – Continued

QUOTATIONS	BROKENS	FANNINGS
Best	319 – 370	318 – 380
Good	318 – 390	332 – 353
Good Medium	314 – 338	293 – 348
Medium	258 – 310	239 – 316
Lower Medium	120 – 338	116 – 300
Plain	114 – 244	118 – 216

AUCTION	KENYA 2021 \$	KENYA 2022 \$	TOTAL 2021 \$	TOTAL 2022 \$
01	2.04	2.64	1.95	2.45
02	2.08	2.61	1.99	2.43
03	2.04	2.74	1.97	2.55

SOURCE : AFRICA TEA BROKERS LTD.



TEA NEWS AROUND THE GLOBE



CHITTAGONG MARKET

SALE NO. 38 – 31ST JANUARY 2022

CTC LEAF: 44,608 packages of Current Season teas on offer met with a selective demand with prices easing further.

BROKEN: A nominal weight of clean Broken met with a fairly good enquiry and sold well in line with quality. Other varieties met with much less demand at easier rates with more withdrawals. BLF types saw a limited interest with prices easing further.

FANNINGS: A limited weight of good liquoring Fannings witnessed fair competition and sold well at generally firm rates. Medium and plainer types were in much less demand and where sold recorded a sharper drop. There were also heavy withdrawals in this category. BLF types saw a limited interest with prices easing further.

CTC DUST: 10,904 packages of Current Season teas on offer met with less demand. Good liquoring Dusts sold at a drop of Tk.10/- to Tk.12/- closely following quality. Medium Dusts were irregularly easier following seasonal decline. Plain and BLF Dusts sold in line with quality at last levels with fair withdrawals. Blenders lent good support with fair interest from the Loose tea buyers.

COMMENTS: Market followed a similar trend as of last sale whereby a few good liquoring types sold well whilst all others witnessed only a limited demand and recorded a sharper drop in price. There were also very heavy withdrawals in this category. Blenders lent fairly good support whilst there was only some interest from the Loose tea buyers.

Dusts were an easier market.

Our catalogue (Sale 38): Avg: Tk 181.40, Sold 49.7 % & (Sale 37) Avg: Tk 189.44, Sold 55.1 %.

Quotations – This Week – (In Taka)

Broken	This Week	Last Week	Fannings	This week	Last Week	Dust	This week	Last Week
Large	NQTA	NQTA	Best	202-210 nom	210-215	PD	175-230	170-248
Medium	152-167	155-170	Good	175-180	180-185	RD	133-281	130-276
Small	157-170	160-172	Medium	155-165	160-170	D	140-274	165-291
Plain	130-145	138-153	Plain	135-145	140-155	CD	150-282	142-258
BLF	120-138	125-145	BLF	120-138	125-145	BLF	133-150	130-165

Exchange Rates 31st January, 2022 Sterling Pound: Tk. 112.8380 dollar: Tk. 84.7665

SOURCE : NATIONAL BROKERS LTD



TEA NEWS AROUND THE GLOBE



SILIGURI MARKET

SALE NO.04 – SALE OF 29TH JANUARY 2022

1. MARKET DESCRIPTION :

- Demand – good.
- Prices eased barring a few best/good PD's, which were competed for.
- Domestic buyers were the mainstay with some support from HUL and Duncans. Exporters were rather selective.
- Percentage of teas selling below Rs. 110 increased.

2. TOTAL AUCTION WEIGHTED AVERAGE (₹)

	2021-22			2020-21			UPTO SALE - 4		
	SALE - 4	SALE - 3	+/-	SALE - 4	SALE - 3	+/-	2021-22	2020-21	2019-20
CTC	139.61	146.16	-6.55	152.62	160.53	-7.91	179.02	203.43	138.09
DUST	142.70	150.09	-7.39	148.59	156.55	-7.96	168.37	197.81	132.70
TOTAL	139.98	146.52	-6.54	152.18	160.07	-7.89	177.82	202.75	137.46

GUWAHATI MARKET

SALE NO. 04 – SALE OF 28TH JANUARY 2022

1. MARKET DESCRIPTION :

- Good demand.
- While the cleaner liquoring teas were well competed for, the remainder were irregular and tended easier with quality.
- HUL operated with useful support from internal sections. Some enquiry came from western India on select liquoring teas. TCPL - quiet. Exporters - selective.

2. TOTAL AUCTION WEIGHTED AVERAGE (₹)

	2021-22			2020-21			UPTO SALE - 4		
	SALE - 4	SALE - 3	+/-	SALE - 4	SALE - 3	+/-	2021-22	2020-21	2019-20
CTC	149.21	149.58	-0.37	162.17	167.15	-4.98	184.29	220.32	143.29
DUST	140.33	144.22	-3.89	155.72	159.38	-3.65	179.96	230.33	153.70
TOTAL	146.73	148.02	-1.29	160.30	164.85	-4.54	183.02	223.53	146.51

SOURCE: PARCON INDIA PVT LTD



UPCOMING AUCTION DETAILS

Auction No.	07		06	
Dates	14 th / 15 th February 2022		08 th / 09 th February 2022	
	No. of Lots	Qty – kg	No. of Lots	Qty – kg
Ex-Estate	867	986,672	716	834,340
Main Sale Total	9,900	5,034,398	9,149	4,580,777
High & Medium	1,469	744,402	1,125	573,782
Low Grown – Leafy	1,868	784,046	1,844	765,475
Low Grown – Semi Leafy	1,335	593,100	1,321	593,083
Low Grown Tippy	2,072	1,065,429	1,983	1,035,171
Premium / Flowery	351	62,594	343	56,907
Off Grades	2,238	1,227,267	2,100	1,126,880
Dust	567	557,560	433	429,479
Grand Total	10,767	6,021,070	9,865	5,415,117
Reprints	415	222,966	370	202,778
Total No. of Lots on Offer	10,767		9,865	
Total Quantity on Offer (kg)	6,021,070		5,415,117	



SCHEDULED CLOSING DATES

Auction No.	Date of Sale	Ex-Estate	Main Sale
08	22 nd / 23 rd February 2022	03/02/2022	03/02/2022
09	01 st / 02 nd March 2022	10/02/2022	10/02/2022
10	08 th / 09 th March 2022	17/02/2022	17/02/2022

PROMPT DATES

Auction No.	Buyers	Sellers
06	15/02/2022	17/02/2022
07	21/02/2022	22/02/2022
08	02/03/2022	03/03/2022



ORDER OF SALE (SALE NO. 06 – 08TH / 09TH FEBRUARY 2022)

Main Sale Order – 1 (Leafy / Semi Leafy / Tippy / Premium / 1A)

Lanka Commodity Brokers Ltd

Forbes & Walker Tea Brokers (Pvt) Ltd

Eastern Brokers. Ltd.

Mercantile Produce Brokers (Pvt) Ltd

Bartleet Produce Marketing (Pvt) Ltd

Ceylon Tea Brokers PLC

Asia Siyaka Commodities PLC.

JOHN KEELLS PLC

Main Sale Order – 2 (H & M / Off Grade / Dust)

Asia Siyaka Commodities PLC.

Bartleet Produce Marketing (Pvt) Ltd

Ceylon Tea Brokers PLC

JOHN KEELLS PLC

Eastern Brokers. Ltd.

Forbes & Walker Tea Brokers (Pvt) Ltd

Mercantile Produce Brokers (Pvt) Ltd

Lanka Commodity Brokers Ltd

Ex-Estate

Lanka Commodity Brokers Ltd

Ceylon Tea Brokers PLC

Bartleet Produce Marketing (Pvt) Ltd

JOHN KEELLS PLC

Mercantile Produce Brokers (Pvt) Ltd

Eastern Brokers. Ltd.

Asia Siyaka Commodities PLC.

Forbes & Walker Tea Brokers (Pvt) Ltd

[DB : HR / SG]



COLOMBO TEA TRADERS' ASSOCIATION

C/o. THE CEYLON CHAMBER OF COMMERCE, P.O.Box 274, No. 50, NAVAM MAWATHA, COLOMBO 02.

Telephone: 5588849; Facsimile: 2449352; E-Mail ; hemaratne@chamber.lk

CIRCULAR NO.03 OF 2022

JANUARY 28, 2022

E-PLATFORM

It has been brought to the notice of the CTTA of unintentional / erroneous purchases made by buyers. The number of incidences seems to be on the rise as reported by the Broking Fraternity. Our independent quality assurance partner has performed a series of rigorous testing and assured the system's accuracy and operability.

Therefore, it is important to ensure that buyers logged on to the live platform do not use the same devices for any other purposes, other than to participate in the e-auction. It was evident that the negligent usage of the space bar has resulted in continuous bidding for a series of lots without the attention of particular users. It is recommended that buyers who are assigned to operate are trained as appropriate, which would ensure unintentional/erroneous purchases and subsequently requesting for cancellation of Contracts.

All users are kindly requested to take note of this communication.

THE SECRETARIAT

THE COLOMBO TEA TRADERS' ASSOCIATION



HOLIDAY NOTICE



We wish to inform all our valued Clients that our Head Office, Sample Room and Stores will be closed for business on the following day.

04th February 2022

Friday

National Day.





“

Don't be afraid to start over again. This time you're not starting from scratch, you're starting from experience.

— *Unknown*

”