



# TEA MARKET REPORT

## JOHN KEELLS PLC

**SALE NO. 05 – 01<sup>ST</sup> / 02<sup>ND</sup> FEBRUARY 2021**

# ORDER OF SALE (SALE NO. 05 – 01<sup>ST</sup> / 02<sup>ND</sup> FEBRUARY 2021)

Main Sale Order – 1 (Leafy / Semi Leafy / Tippy / Premium / 1A)	Main Sale Order – 2 (H & M / Off Grade / Dust)	Ex-Estate
Lanka Commodity Brokers Ltd	Lanka Commodity Brokers Ltd	Eastern Brokers. Ltd.
Mercantile Produce Brokers (Pvt) Ltd	Asia Siyaka Commodities Pvt. Ltd	Mercantile Produce Brokers (Pvt) Ltd
Bartleet Produce Marketing (Pvt) Ltd	Bartleet Produce Marketing (Pvt) Ltd	Lanka Commodity Brokers Ltd
Eastern Brokers. Ltd	Ceylon Tea Brokers PLC	<b>JOHN KEELLS PLC</b>
F & W Tea Brokers (Pvt) Ltd	<b>JOHN KEELLS PLC</b>	Asia Siyaka Commodities Pvt. Ltd
Ceylon Tea Brokers PLC	Eastern Brokers. Ltd.	Bartleet Produce Marketing (Pvt) Ltd
Asia Siyaka Commodities Pvt. Ltd	F & W Tea Brokers (Pvt) Ltd	F & W Tea Brokers (Pvt) Ltd
<b>JOHN KEELLS PLC</b>	Mercantile Produce Brokers (Pvt) Ltd	Ceylon Tea Brokers PLC



## AUCTION DETAILS

Auction No.	05	
Dates	01 <sup>st</sup> / 02 <sup>nd</sup> February 2021	
	No. of Lots	Qty – kg
Ex Estate	860	992,368
Main Sale Total	11,203	5,976,382
High & Medium	1,574	761,630
Low Grown - Leafy	2,336	1,062,241
Low Grown - Semi Leafy	1,799	939,342
Low Grown Tippy	2,102	1,145,374
Premium / Flowery	405	73,260
Off Grades	2,323	1,313,916
Dust	664	680,619
Grand Total	12,063	6,968,750
Reprints	888	464,578
<b>Total No. of Lots Offered</b>	<b>12,063</b>	
<b>Total Quantity Offered (kg)</b>	<b>6,968,750</b>	

## PROMPT DATES

Auction No.	Buyers	Sellers
05	08/02/2021	09/02/2021



# COMMENTS



The National Auction average for the month of January 2021 recorded at Rs.645.02 shows an increase of Rs.56.17 in comparison to the 2020 January figure of Rs.588.85. When analyzing the respective elevation averages for the month of January 2021, the High Grown recorded an average of Rs.613.29 which is a positive variance of Rs.77.43 in comparison to Rs.535.86 in January 2020. Medium Grown recorded a positive variance of Rs.90.75 with an average of Rs.585.37 when compared to Rs.494.62 in January 2020, similarly the Low Grown recorded an average of Rs.673.04 which is a positive variance of Rs.44.30 in comparison to Rs.628.74 in January 2020.

Today's 0.1 Mkgs of Ex-Estate teas on offer met with fair demand. Select best Western High Grown BOPs were dearer following quality and special inquiry, the below best and plainer sorts too were firm to dearer at times. Select best Western High Grown BOPFs were irregular following quality and special inquiry, the below best and plainer varieties were firm to a little dearer and advanced further towards the latter part of the sale. Nuwara Eliya BOPs declined, BOPFs were mostly left unsold for want of bids. Udapussellawa BOPs declined, BOPFs were irregular following quality. Uva BOPs were dearer, BOPFs too were firm to a little dearer at times. Low Grown CTC BP1s were firm, PF1s were firm to a little easier. High and Medium BP1s were firm on last levels, PF1s were irregular following quality.

The 3.1 Mkg of Low Grown teas which were on offer met with fair demand. Select best and best OP1s were irregularly lower to last. BOP1s met with lower demand. Select best and best OP/OPAs were irregularly lower, secondaries met with fair demand. Well-made Bold Pekoes were firm. Shotty Pekoe1s appreciated following quality, others met with irregular demand. In the Small leaf segment, select best BOP.SP / BOPF.SP and BOPFs were lower to last. Select best BOPs were firm. Select best FBOPs met with fair demand, others shed few rupees. Select best FBOPF1s maintained last levels, others were easier. FBOPF varieties were firm. Well-made Premium Flowery teas were firm, others met with irregular demand.

Turkey, Iran, Russia and the C.I.S. countries lent fair support. Libya and Iraq were active.







## MARKET DESCRIPTION

### Western Teas

A select few Best BOPs appreciated sharply on account of special inquiry, the others were firm to dearer to a lesser extent, below best types advanced Rs.10/- to Rs.20/-, a few poorer sorts gained Rs.20/- to Rs.30/- whilst the balance maintained. A select few BOPF appreciated Rs.20/- to Rs.30/- and at times more on special inquiry, the balance met with irregular demand, improved below best types gained Rs.20/- to Rs.30/-, the balance was firm and at times dearer to a lesser extent, the lower end maintained last levels. Better BOPs appreciated Rs.20/- to Rs.30/-, the balance met with irregular demand. Better BOPFs gained Rs.10/- to Rs.20/-, poorer types declined Rs.10/- to Rs.20/-.

### Nuwara Eliya Teas

BOPs declined on last levels. BOPFs met with irregular demand.

### Uva Teas

A select few better BOPs advanced Rs.20/- to Rs.30/-, the balance met with irregular demand. BOPFs maintained last levels. Uda pussellawa BOPs shed Rs.20/-. BOPFs met with irregular demand.

### CTC Teas

Low Grown BP1s and PF1s were mostly firm. Medium Grown BP1s were firm, whilst the PF1s met with irregular demand. High Grown BP1s were firm. PF1s met with irregular demand.

## QUOTATIONS

	BOP – RS.	BOPF – RS.
Good Westerns	700 – 840	670 - 780
Average Westerns	630 – 690	630 - 660
Plainer Westerns	560 – 620	580 – 620
Western Mediums	550 – 680	470 – 640
Uva Teas	520 – 620	500 – 620
Nuwara Eliya Teas	590 – 750	550 – 710
Uda Pussellawa Teas	550 – 630	520 – 620
CTC (BP1 and PF1)	410 - 660	370 - 860





# MARKET DESCRIPTION

## Low Grown

Well twisted OP1s in the select best and best categories lacked adequate demand and mostly sold at lower levels. BOP1s were irregularly lower. Well-made OPs sold at firm levels, below best types along with the secondary invoices gained Rs.10/- to Rs.20/-. OPAs were mostly firm. Bold Pekoes along with the well-made shotty teas commenced lower, however improved marginally towards the latter stages, reducers declined by Rs.10/- to Rs.15/-. Pekoe1s sold at last levels.

Select best BOPs were firm, best and below best types were irregularly lower by Rs.5/- to Rs.10/-, secondary types were firm. Select best BOP.SP/BOPF.SP were firm to dearer by Rs.5/- to Rs.10/-, best and below best types were firm, poorer sorts were dearer by a few rupees. BOPFs followed a similar trend. Select best FBOPF1s were firm, best and below best types were lower by Rs.5/- to Rs.10/-, secondaries were lower by Rs.5/- to Rs.10/-. Select best well-made FBOPs were firm, best types declined Rs.10/- to Rs.20/- and more at times, below best too were lower with poor demand, secondary types were firm. FBOPF varieties were firm. Select best Premium Flowery teas met with fair demand, best types were firm, below best types were firm to irregularly lower by Rs.5/- to Rs.10/-.

## Off Grades

Select best and best Fgs1s were easier by Rs.10/-, below best and poorer sorts were firm. Select best and best BMs were lower by Rs.10/-, below best types were easier by Rs.10/-, poorer sorts were firm. Select best and best BPs were lower by Rs.10/- to Rs.20/-, below best and poorer sorts were firm. Select best and best BOP1As were lower by Rs.20/- to Rs.30/- whilst below best BOP1As were lower by Rs.10/- to Rs.20/- and poorer sorts held firm.

## Dust

Select best Dust1s appreciated by Rs.20/-, best and below best varieties were firm to dearer, clean secondaries were dearer by Rs.10/-, others were firm. Best High & Medium CTCs declined by Rs.10/- to Rs.20/-, others followed a similar trend. Best Low Grown CTCs declined by Rs.20/- to Rs.30/-, others were firm to lower. Best Low Grown Dust / Dust1s appreciated by Rs. 20/- to Rs.30/-, others held firm.



# QUOTATIONS

	Select Best	Best	Below Best	Others
<b>LIQUORING</b>				
DUST-1	630.00 - 760.00	580.00 - 620.00	540.00 - 570.00	440.00 - 530.00
<b>OFF GRADES</b>				
FGS1	600.00 - 650.00	550.00 - 590.00	450.00 - 540.00	350.00 - 440.00
FGS	500.00 - 520.00	440.00 - 490.00	380.00 - 430.00	320.00 - 370.00
<b>LOW GROWNS</b>				
FBOPF / FFSP / FFEXSP	2000.00 - 2800.00	1200.00 - 1800.00	800.00 - 1100.00	600.00 - 740.00
BOP	880.00 - 960.00	690.00 - 800.00	560.00 - 680.00	450.00 - 540.00
BOPSP	770.00 - 850.00	630.00 - 740.00	550.00 - 590.00	420.00 - 510.00
BOPF	670.00 - 770.00	510.00 - 590.00	420.00 - 500.00	280.00 - 370.00
FBOPF1	740.00 - 880.00	640.00 - 720.00	590.00 - 620.00	440.00 - 570.00
FBOP	800.00 - 1020.00	650.00 - 740.00	570.00 - 630.00	440.00 - 550.00
BOP1	860.00 - 1160.00	830.00 - 850.00	710.00 - 830.00	620.00 - 670.00
OP1	1420.00 - 1550.00	1390.00 - 1420.00	1070.00 - 1390.00	500.00 - 700.00
OP	730.00 - 810.00	710.00 - 730.00	670.00 - 710.00	530.00 - 570.00
OPA	690.00 - 940.00	620.00 - 660.00	500.00 - 550.00	400.00 - 470.00
PEKOE	800.00 - 1140.00	650.00 - 720.00	550.00 - 600.00	470.00 - 500.00
PEKOE1	820.00 - 1180.00	720.00 - 750.00	600.00 - 640.00	450.00 - 510.00
DUST / DUST1	470.00 - 510.00	420.00 - 440.00	380.00 - 410.00	330.00 - 360.00



- **Top Prices**
- **Colombo Auction Averages**
- **National Elevational Averages**
- **All Brokers Private Sale Figures**





# TOP PRICES (SALE NO. 05 – 01<sup>ST</sup>/ 02<sup>ND</sup> FEBRUARY 2021)

WESTERN HIGH			
BOP		Alton	840.00
BOPSP		Holyrood	700.00
		Queensberry	700.00
BOPF/BOPFSP		Bearwell	780.00
FBOP/FBOP1	*	<b>Inverness</b>	<b>800.00</b>
FBOPF/FBOPF1		Inverness	790.00
BOP1	*	<b>Inverness</b>	<b>760.00</b>
OP/OPA	**	<b>Inverness</b>	<b>680.00</b>
OP1	*	<b>Venture</b>	<b>740.00</b>
PEKOE/PEKOE1		Weddemulla	890.00

UVA HIGH			
BOP		Glenanore	700.00
BOPSP	*	<b>Spring Valley</b>	<b>670.00</b>
BOPF/BOPFSP	*	<b>Nayabedde</b>	<b>620.00</b>
		Bandara Eliya	620.00
		Kelliebedde	620.00
FBOP/FBOP1	*	<b>Uva Highlands</b>	<b>770.00</b>
FBOPF/FBOPF1		Craig	720.00
BOP1	*	<b>Spring Valley</b>	<b>810.00</b>
OP/OPA		Glenanore	630.00
		Spring Valley	630.00
OP1	*	<b>Glenanore</b>	<b>680.00</b>
		Craig	680.00
PEKOE/PEKOE1	*	<b>Uva Highlands</b>	<b>870.00</b>
		Mount Uva	870.00

NUWARA ELIYA			
BOP		Court Lodge	750.00
BOPF/BOPFSP		Court Lodge	710.00
FBOP/FBOP1		Mahagastotte	940.00
OP/OPA	*	<b>Kenmare</b>	<b>630.00</b>
PEKOE/PEKOE1		Mahagastotte	870.00

WESTERN MEDIUM			
BOP		Craighead	850.00
BOPSP		Doombagastalawa	880.00
BOPF/BOPFSP		Craighead	660.00
FBOP/FBOP1		Craighead	940.00
FBOPF/FBOPF1		Cooroondoowatte	800.00
BOP1	*	<b>Nayapane</b>	<b>830.00</b>
OP/OPA		Dartry Valley	760.00
OP1		Dartry Valley	780.00
PEKOE/PEKOE1		Doombagastalawa	940.00

UVA MEDIUM			
BOP		Attampettia	720.00
BOPSP	*	<b>Halpewatte Uva</b>	<b>740.00</b>
BOPF/BOPFSP		El Teb	590.00
FBOP/FBOP1		Aruna Passara	820.00
FBOPF/FBOPF1		Dickwella	780.00
BOP1		Glen Alpin	830.00
OP/OPA		Aruna Passara	650.00
		Dickwella	650.00
		Maratenne	650.00
OP1		Halpewatte Uva	740.00
		Wewesse	740.00
PEKOE/PEKOE1		Aruna Passara	940.00

CTC LOW			
PF1	*	<b>Hingalgoda CTC</b>	<b>860.00</b>
BP1	*	<b>Ceciliyan CTC</b>	<b>660.00</b>
BPS	*	<b>Ceciliyan CTC</b>	<b>650.00</b>
OF		Peakwatta CTC	380.00

UDA PUSSELLAWA			
BOP		Kirklees	630.00
BOPSP		Kirklees	580.00
BOPF/BOPFSP	*	<b>Mooloya</b>	<b>620.00</b>
FBOP/FBOP1		Gordon	660.00
FBOPF/FBOPF1		Gordon	690.00
BOP1		-	
OP/OPA		Delmar	620.00
OP1		Gordon	600.00
PEKOE/PEKOE1		Gordon	790.00

CTC HIGH			
PF1	*	<b>Dunsinane CTC</b>	<b>650.00</b>
BP1		Mount Vernon CTC	600.00
BPS	*	<b>Dunsinane CTC</b>	<b>570.00</b>
OF		Mount Vernon CTC	560.00

CTC MEDIUM			
PF1	*	<b>Delta CTC</b>	<b>610.00</b>
BP1	*	<b>Delta CTC</b>	<b>620.00</b>
BPS	*	<b>Carolina CTC</b>	<b>540.00</b>
OF		-	



# TOP PRICES (SALE NO. 05 – 01<sup>ST</sup>/ 02<sup>ND</sup> FEBRUARY 2021)

LOW			
BOP		Katandola	960.00
		Golden Garden	960.00
BOPSP		Andaradeniya Super	850.00
BOPF		Hidellana	770.00
BOPFSP	*	<b>Berubeula</b>	<b>780.00</b>
FBOP		Gunawardane	1020.00
FBOP1		Navinda	980.00
FBOPF		Sihara	1040.00
FBOPF1		Ransegoda	880.00
BOP1		Kelani	1160.00
OP1		Sithaka	1550.00
		Susantha	1550.00
OP		Liyonta	810.00
OPA		Liyonta	940.00
PEKOE		Lakvinka	1140.00
PEKOE1		Nilgiri	1180.00

Erratum			
Sale No. 04 - 26 <sup>th</sup> January 2021			
PFNGS	*	<b>Hingalgoda CTC</b>	<b>790.00</b>

PREMIUM			
FBOPFSP		Yalta	2800.00
FBOPFEXSP		Lions	2700.00
FBOPFEXSP1		K.D.U Super	2800.00

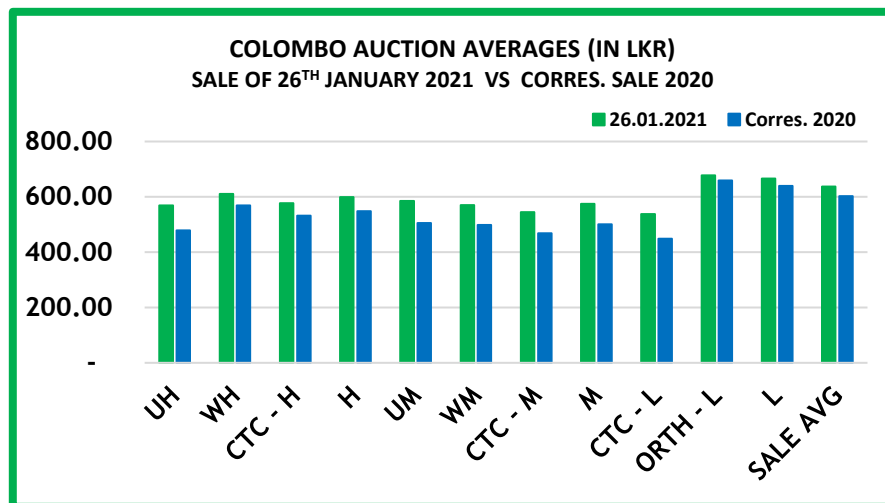
DUST			
DUST1		Mattakelle	760.00
P.DUST	*	<b>Ceciliyan CTC</b>	<b>630.00</b>
	**	<b>Dunsinane CTC</b>	<b>630.00</b>

OFF GRADES			
FNGS/FNGS1		Ingestre	650.00
PFNGS	*	<b>Hingalgoda CTC</b>	<b>750.00</b>
BM		Golden Garden	660.00
BP		Dickwella	660.00
BOP1A		Wathurawila	740.00

- \*\* MORE THAN ONE TOP PRICE OBTAINED
- \* TEAS SOLD BY JOHN KEELLS PLC
- + ALL TIME RECORD PRICE
- ++ ALL TIME RECORD PRICE EQUALED

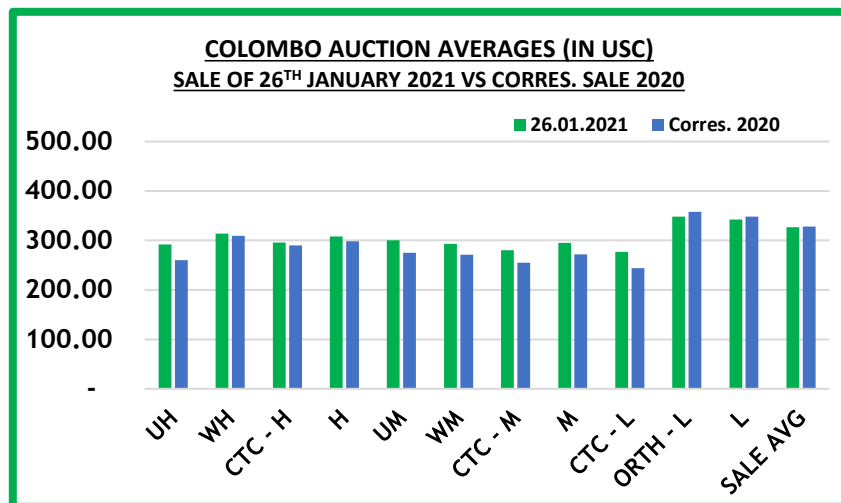


# COLOMBO AUCTION AVERAGES



	Sale of 20/01/2021 In LKR	Sale of 26/01/2021 In LKR	Corres. 2020 In LKR
Uva High Grown	583.50	568.74	478.15
Western High Grown	622.15	610.90	568.71
CTC High Grown	583.34	576.63	532.44
<b>Summary of High Grown</b>	<b>612.32</b>	<b>598.99</b>	<b>548.56</b>
Uva Medium Grown	600.70	584.76	505.85
Western Medium Grown	585.09	569.64	498.33
CTC Medium Grown	554.78	544.92	467.84
<b>Summary of Medium Grown</b>	<b>590.41</b>	<b>574.24</b>	<b>500.13</b>
CTC Low Grown	561.24	538.25	448.22
Orthodox Low Grown	688.72	677.19	658.87
<b>Summary of Low Grown</b>	<b>679.72</b>	<b>666.20</b>	<b>639.76</b>
<b>TOTAL SALE AVERAGE</b>	<b>651.51</b>	<b>637.17</b>	<b>602.50</b>

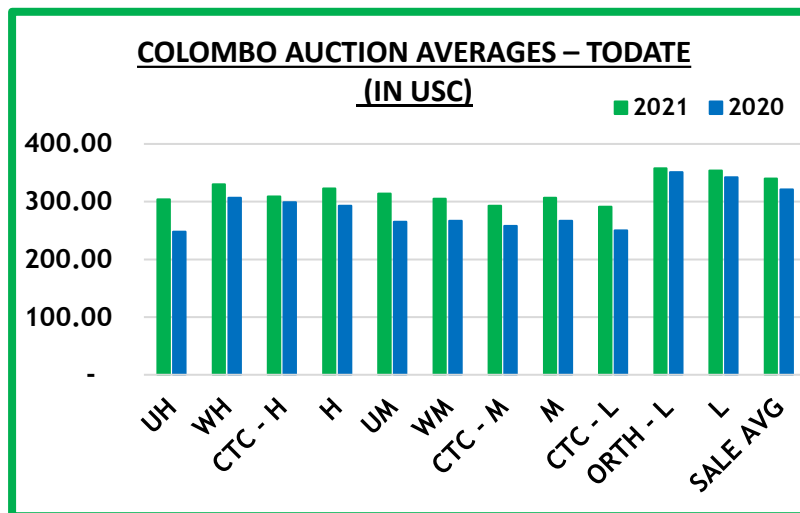
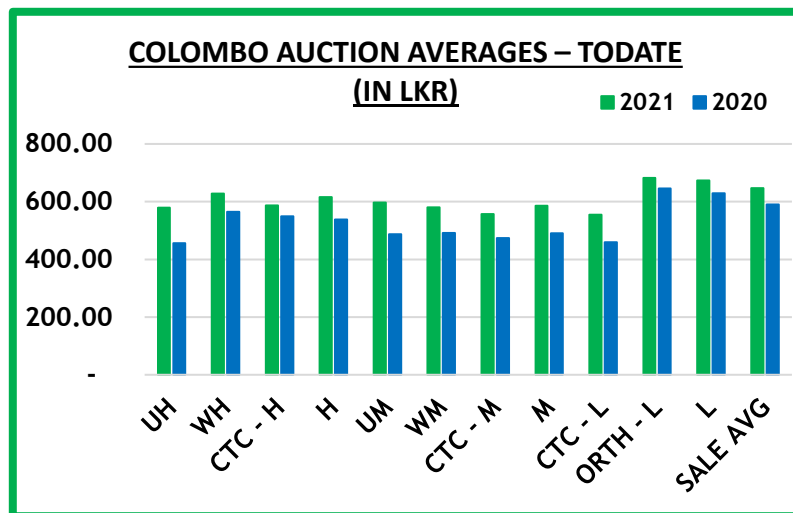
# COLOMBO AUCTION AVERAGES



	Sale of 20/01/2021 In USC	Sale of 26/01/2021 In USC	Corres. 2020 In USC
Uva High Grown	302	292	260
Western High Grown	322	314	309
CTC High Grown	302	296	290
<b>Summary of High Grown</b>	<b>317</b>	<b>308</b>	<b>298</b>
Uva Medium Grown	311	300	275
Western Medium Grown	303	293	271
CTC Medium Grown	287	280	255
<b>Summary of Medium Grown</b>	<b>305</b>	<b>295</b>	<b>272</b>
CTC Low Grown	290	277	244
Orthodox Low Grown	356	348	358
<b>Summary of Low Grown</b>	<b>352</b>	<b>342</b>	<b>348</b>
<b>TOTAL SALE AVERAGE</b>	<b>337</b>	<b>327</b>	<b>328</b>



# COLOMBO AUCTION AVERAGES



January to Date (Sale No. 04)	2021 LKR	2020 LKR	2021 USC	2020 USC
Uva High Grown	579.05	455.94	304	248
Western High Grown	628.38	564.38	330	307
CTC High Grown	587.38	549.34	309	299
<b>Summary of High Grown</b>	<b>615.33</b>	<b>538.52</b>	<b>323</b>	<b>293</b>
Uva Medium Grown	597.31	486.91	314	265
Western Medium Grown	579.83	491.29	305	267
CTC Medium Grown	557.12	473.71	293	258
<b>Summary of Medium Grown</b>	<b>585.29</b>	<b>490.26</b>	<b>307</b>	<b>267</b>
CTC Low Grown	554.33	459.42	291	250
Orthodox Low Grown	682.11	645.18	358	351
<b>Summary of Low Grown</b>	<b>672.87</b>	<b>629.11</b>	<b>354</b>	<b>342</b>
<b>TOTAL SALE AVERAGE</b>	<b>646.42</b>	<b>590.56</b>	<b>340</b>	<b>321</b>





# COLOMBO AUCTION AVERAGES

FROM 01 <sup>ST</sup> TO 26 <sup>TH</sup> JANUARY 2021	LKR
Uva High Grown	583.08
Western High Grown	633.07
<b>Summary of High Grown</b>	<b>619.85</b>
Uva Medium Grown	594.34
Western Medium Grown	580.38
<b>Summary of Medium Grown</b>	<b>584.81</b>
<b>Summary of Low Grown</b>	<b>673.13</b>
<b>TOTAL SALE AVERAGE</b>	<b>646.88</b>





# NATIONAL ELEVATIONAL AVERAGES

## NATIONAL ELEVATIONAL AVERAGES – JANUARY 2021

Elevation	MONTH		TODATE	
	QUANTITY - KG	AVERAGE - RS. / KG	QUANTITY - KG	AVERAGE - RS. / KG
<b>ORTHODOX</b>				
UVA-HIGH	1,329,890	584.43	1,329,890	584.43
WESTERN-HIGH	3,398,217	638.32	3,398,217	638.32
UVA-MEDIUM	1,442,191	593.40	1,442,191	593.40
WESTERN-MEDIUM	2,210,931	588.33	2,210,931	588.33
LOW	14,949,163	682.60	14,949,163	682.60
<b>TOTAL</b>	<b>23,330,392</b>	<b>656.11</b>	<b>23,330,392</b>	<b>656.11</b>
<b>CTC</b>				
UVA-HIGH	57,052	515.54	57,052	515.54
WESTERN-HIGH	335,330	585.66	335,330	585.66
WESTERN-MEDIUM	823,057	556.29	823,057	556.29
LOW	1,129,144	554.55	1,129,144	554.55
<b>TOTAL</b>	<b>2,344,583</b>	<b>558.66</b>	<b>2,344,583</b>	<b>558.66</b>
<b>OTH/CTC</b>				
UVA-HIGH	1,386,942	581.60	1,386,942	581.60
WESTERN-HIGH	3,733,547	633.59	3,733,547	633.59
UVA-MEDIUM	1,442,191	593.40	1,442,191	593.40
WESTERN-MEDIUM	3,033,988	579.64	3,033,988	579.64
LOW	16,078,307	673.60	16,078,307	673.60
<b>TOTAL</b>	<b>25,674,975</b>	<b>647.20</b>	<b>25,674,975</b>	<b>647.20</b>
<b>GREEN</b>				
UVA-HIGH	46,551	627.75	46,551	627.75
WESTERN-HIGH	56,897	682.44	56,897	682.44
UVA-MEDIUM	38,053	797.60	38,053	797.60
WESTERN-MEDIUM	28,780	643.04	28,780	643.04
LOW	2,467	2,830.00	2,467	2,830.00
<b>TOTAL</b>	<b>172,748</b>	<b>717.18</b>	<b>172,748</b>	<b>717.18</b>



# NATIONAL ELEVATIONAL AVERAGES - Continued

<b>ORGANIC TEAS</b>				
UVA-HIGH	36,539	712.44	36,539	712.44
WESTERN-HIGH	4,769	934.36	4,769	934.36
WESTERN-MEDIUM	24,166	618.41	24,166	618.41
LOW	1,435	2,016.32	1,435	2,016.32
<b>TOTAL</b>	<b>66,909</b>	<b>722.26</b>	<b>66,909</b>	<b>722.26</b>
<b>SPECIAL TEA</b>				
UVA-HIGH	447	4,133.26	447	4,133.26
WESTERN-HIGH	112	14,955.36	112	14,955.36
UVA-MEDIUM	2	14,000.00	2	14,000.00
WESTERN-MEDIUM	4,443	1,148.81	4,443	1,148.81
LOW	219	5,056.42	219	5,056.42
<b>TOTAL</b>	<b>5,223</b>	<b>1,868.84</b>	<b>5,223</b>	<b>1,868.84</b>
<b>BLACK TEA SALES FROM REFUSE TEA PROCESSING CENTRES</b>				
UVA-HIGH	125,385	431.23	125,385	431.23
WESTERN-HIGH	150,663	463.85	150,663	463.85
UVA-MEDIUM	22,370	435.96	22,370	435.96
WESTERN-MEDIUM	50,080	507.20	50,080	507.20
LOW	79,651	442.49	79,651	442.49
<b>TOTAL</b>	<b>428,149</b>	<b>453.94</b>	<b>428,149</b>	<b>453.94</b>
<b>COMPOSITE NATIONAL AVERAGES</b>				
High Grown	5,542,852	613.29	5,542,852	613.29
Medium Grown	4,644,073	585.37	4,644,073	585.37
Low Grown	16,165,779	673.04	16,165,779	673.04
<b>ALL TEA AVERAGE</b>	<b>26,352,703</b>	<b>645.02</b>	<b>26,352,703</b>	<b>645.02</b>



# ALL BROKERS PRIVATE SALE FIGURES (FOR THE PERIOD – 25<sup>TH</sup> TO 30<sup>TH</sup> JANUARY 2021)

	WEEKLY	TODATE
High, Medium & Low	80,687.00	229,173.50
Green Tea	40,629.00	124,666.00
Organic Tea	7,174.00	39,131.00
BMF	90,633.00	700,222.00
Direct Sales	-	-
Forward Contract	26,000.00	69,680.00





- **Crop and Weather**
- **Tea News**
- **Holiday Notice**
- **Notice / Circular**



## CROP AND WEATHER - FOR THE PERIOD OF 25<sup>TH</sup> TO 31<sup>ST</sup> JANUARY 2021



### **Western**

Bright weather conditions were recorded at the beginning of the week whilst rainfall was recorded towards the latter part of the week in Bogawantalawa, Agradatana and Talawakelle districts.



### **Nuwara Eliya**

Bright weather conditions were reported in the beginning of the week whilst Dull and gloomy weather conditions with occasional afternoon showers were recorded in Nuwara Eliya and Kandapola towards the latter part.



### **Uva**

Dull weather conditions with occasional showers were recorded in Haputale, Badulla and Lunugala.



### **Low Grown**

Bright mornings and scattered afternoon showers were recorded in Ratnapura and Deniyaya region.



### **Crop**

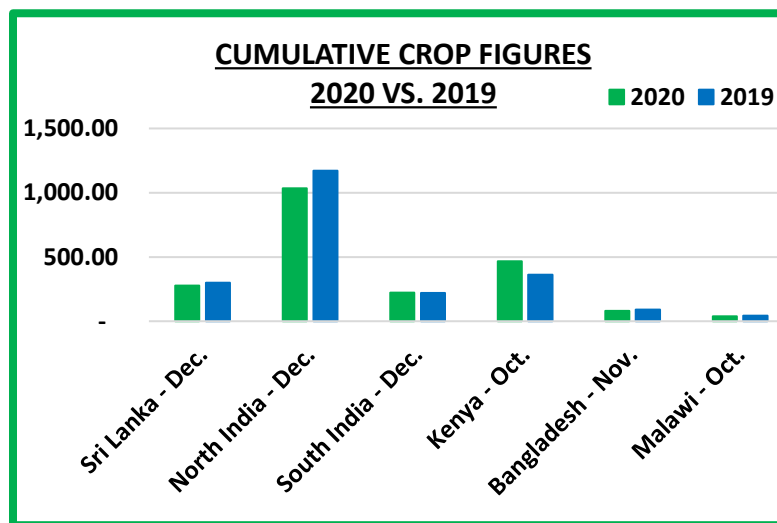
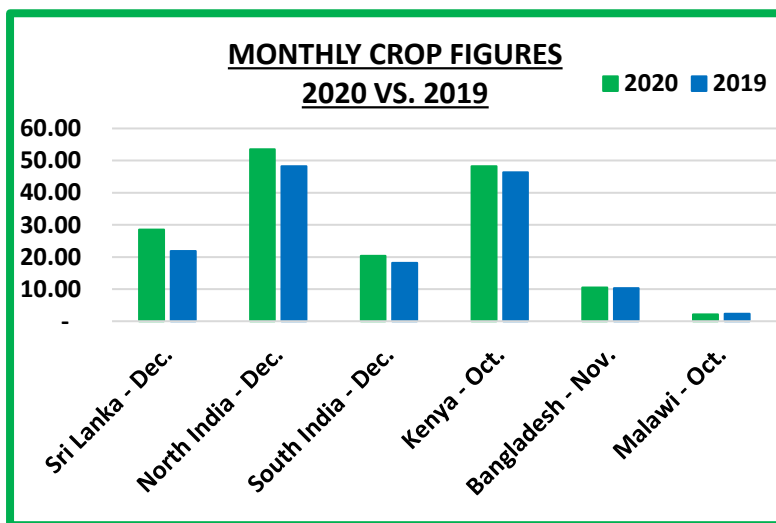
Crop intakes are low.



# CROP FIGURES OF MAJOR PRODUCING & EXPORTING COUNTRIES

Country	Month	2020	2019	Cumulative	2020	2019	Cumulative + Inc. / Dec.
Sri Lanka	December	28.50	21.89	Upto December	278.48	300.12	- 21.63
North India	December	53.56 (E)	48.19	Upto December	1034.06 (E)	1171.09	- 137.03
South India	December	20.37 (E)	18.12	Upto December	221.54 (E)	218.99	+ 2.55
Kenya	October	48.27	46.30	Upto October	467.44	363.10	+ 104.34
Bangladesh	November	10.50	10.30	Upto November	79.43	89.65	- 10.22
Malawi	October	2.1	2.3	Upto October	38.5	42.1	- 3.6

(E) - Estimated



# TEA NEWS AROUND THE GLOBE



## MOMBASA MARKET

**SALE NO. 04 – SALE OF 25<sup>TH</sup> / 26<sup>TH</sup> & 27<sup>TH</sup> JANUARY 2021**

There was fair general demand for the 205,640 packages (13,464,791.00 kilos) on offer at irregularly easier rates following quality and 18.08% remained unsold.

### LEAF GRADES

*Offerings: 97,959 packages (6,372,538.00 kilos) with 12.43% remaining without bids.*

The best BP1s in the market met better competition at firm to USC38 above last levels closely following quality but a few lines eased by up to USC3 with brighter types a strong feature advancing by up to USC64 but some invoices shed up to USC10 while medium varieties saw an irregular interest varying between USC4 to USC38 dearer to easier by USC5 to USC10. Lower medium categories eased by USC6 to USC34 were sold with plainer sorts discounted by USC2 to USC14 and some teas were unsold.

Best PF1s available were better absorbed ranging between firm to USC29 dearer with quality but a few lines shed up to USC10 and brighter varieties were irregular varying between steady to USC6 dearer to easier by up to USC10. Medium categories saw less interest and shed USC24 to USC10 were sold while lower medium types met an irregular enquiry and ranged between USC6 to USC10 above last rates to easier by USC8 to USC12 and a few teas remained unsold. Plainer descriptions varied between USC4 to USC8 dearer to easier by USC4 to USC10 with some invoices neglected.

### DUST GRADES

*Offerings: 72,140 packages (5,297,095.00 kilos) and 23.98% were neglected.*

The best PDUSTs available shed USC18 to USC22 with brighter varieties easing by up to USC20 and some teas were unsold while medium categories were about firm to USC16 below last week's levels, and a few invoices remained unsold; lower mediums were steady to USC13 easier with some teas unsold. Plainer sorts met an irregular interest varying between firm to USC18 above last rates to easier by USC10 to USC18 and some invoices were neglected.

Best DUST1s on offer eased by USC5 to USC10 while brighter categories shed USC2 to USC5. Medium varieties met an irregular enquiry ranging between firm to USC18 dearer to easier by USC2 to USC5 and some lines were unsold with lower medium sorts varying between steady to USC4 above last prices to easier by up to USC8 and some invoices remained unsold. Plainer descriptions varied between firm to USC5 dearer to easier by USC7 to USC10 and many lines were neglected.

### SECONDARY GRADES

*Offerings: 35,541 packages (1,795,158.00 kilos) with 21.67% unsold.*

In the Secondary Catalogues, BPs held value while PFs were barely steady. Clean well sorted coloury Fannings were firm while similar DUSTs gained. Other Fannings were steady while DUSTs sold at last levels. BMFs were well absorbed.

### MARKETS

Although selective, Kazakhstan and other CIS states showed more support. Pakistan Packers, Yemen, other Middle Eastern countries, UK, Egyptian Packers, Sudan and Russia were active but at lower levels. Bazaar and Afghanistan lent more interest but at lower rates with Iran quiet. Local Packers operated in line with price. Somalia were active at the lower end of the market.





# TEA NEWS AROUND THE GLOBE

## MOMBASA MARKET – Continued

QUOTATIONS	BROKENS	FANNINGS
Best	480 – 976	451 – 681
Good	457 – 864	447 – 544
Good Medium	467 – 747	439 – 478
Medium	350 – 540	398 – 451
Lower Medium	260 – 361	245 – 365
Plain	214 – 373	194 – 361 (SL RUPEES)

### AUCTION AVERAGE PRICE

AUCTION	KENYA 2020 \$	KENYA 2021 \$	TOTAL 2020 \$	TOTAL 2021 \$
02	2.29	2.08	2.18	1.99
03	2.28	2.04	2.18	1.97
04	2.21	1.98	2.11	1.90

SOURCE : AFRICA TEA BROKERS LTD.



# TEA NEWS AROUND THE GLOBE



## CHITTAGONG MARKET

SALE NO. 36 – 01<sup>ST</sup> FEBRUARY 2021

CTC LEAF: 31,084 packages of Current Season and 50 packages of Old Season teas on offer met with quite a strong demand.

BROKENS: Good Brokens particularly the brighter Invoices attracted strong competition and were fully firm to occasionally dearer. All others met with a good demand and were mostly steady. Plain and BLF types were a little easier with some withdrawals.

FANNINGS: Best Fannings continued to meet with a strong demand and were mostly dearer. Good and Mediums were about firm. All others followed quality.

CTC DUST: 8,640 packages of Current Season teas and 50 packages of Old Season teas on offer met with a fairly good demand. Good liquoring Dusts particularly CDs were easier by Tk.10/- to Tk.12/-, closely following quality. Their Mediums continued to sell at firm to slightly dearer levels. Plain and BLF Dusts met with less demand and sold around last levels with quite fair withdrawals. Blenders lent strong support with fair interest from the Loose tea buyers.

COMMENTS: Market met with a similar trend as last whereby bright Invoices sold at mostly dearer rates whilst good and Medium varieties were about steady. Blenders lent a useful support with some interest from the Loose tea buyers.

Dusts were an easier market.

**Our catalogue (Sale 36): Avg: Tk 202.81, Sold 82.7% & (Sale 35) Avg: Tk 207.31, sold 82.6%.**

### Quotations – This Week – (In Taka)

Brokens	This Week	Last Week	Fannings	This week	Last Week	Dust	This week	Last Week
Large	180-190 nom	180-190 nom	Best	210-220	210-215	PD	188-260	179-243
Medium	180-190	180-192	Good	200-208	200-205	RD	158-308	172-272
Small	193-208	190-205	Medium	188-193	190-195	D	182-290	179-290
Plain	175-180	175-180	Plain	175-180	175-180	CD	138-298	135-305
BLF	170-175	170-175	BLF	170-175	170-175	BLF	175-208	214-168

Exchange Rates 25<sup>th</sup> January, 2021 Sterling Pound: Tk. 113.7821dollar: Tk. 83.6702

SOURCE : NATIONAL BROKERS LTD





# TEA NEWS AROUND THE GLOBE



## GUWAHATI MARKET

SALE NO. 04 – SALE OF 27<sup>TH</sup> JANUARY 2021

### Market Description :

- Strong demand prevailed.
- Good/best sorts were around last levels, remainder tended easier.
- Cleaner secondaries sold around last levels; fibrous sorts tended easier.

### 2. TOTAL AUCTION WEIGHTED AVERAGE (₹ )

	2020-21			2019-20			UPTO SALE - 4		
	SALE - 4	SALE - 3	+/-	SALE - 4	SALE - 3	+/-	2020-21	2019-20	2018-19
<b>CTC</b>	162.17	167.15	-4.98	111.50	116.85	-5.35	220.32	143.29	<b>145.50</b>
<b>DUST</b>	155.72	159.38	-3.65	113.90	124.10	-10.20	230.33	153.70	<b>158.63</b>
<b>TOTAL</b>	<b>160.30</b>	<b>164.85</b>	<b>-4.54</b>	<b>112.08</b>	<b>118.75</b>	<b>-6.68</b>	<b>223.53</b>	<b>146.51</b>	<b>149.58</b>

SOURCE: PARCON INDIA PVT LTD

## SILIGURI MARKET

SALE NO.04 – SALE OF 30<sup>TH</sup> JANUARY 2021

### Market Description:

- Strong demand across all categories for both segments.
- Levels for all sorts witnessed an irregular and easier trend in line with seasonal drop in quality
- The dust category followed the leaf trend. The browner fibrous sorts eased further with some withdrawals.
- All sections operated.

### 2. TOTAL AUCTION WEIGHTED AVERAGE (₹ )

	2020-21			2019-20			Upto sale - 4		
	SALE - 4	SALE - 3	+/-	SALE - 4	SALE - 3	+/-	2020-21	2019-20	2018-19
<b>CTC</b>	152.62	160.53	-7.91	114.79	120.24	-5.45	203.43	138.09	<b>141.93</b>
<b>DUST</b>	148.59	156.55	-7.96	116.32	122.44	-6.12	197.81	132.70	<b>140.12</b>
<b>TOTAL</b>	<b>152.18</b>	<b>160.07</b>	<b>-7.89</b>	<b>114.95</b>	<b>120.51</b>	<b>-5.56</b>	<b>202.75</b>	<b>137.46</b>	<b>141.73</b>

SOURCE: PARCON INDIA PVT LTD



# TEA NEWS AROUND THE GLOBE



## KOLKATA ORTHODOX / CTC MARKET

SALE NO.04 – SALE OF 28<sup>TH</sup> / 29<sup>TH</sup> JANUARY 2021

### Market Description:

- Strong demand.
- Levels were irregular around last to lower following quality.
- Sale 07 closed with nominal offerings despite closing date being extended by a week.

	WHOLE LEAF			BROKENS	FANNINGS
	1ST LINE	2ND LINE	GFOP	BROKENS	FANNINGS
BEST	NQ	NQ	NQ	NQ	NQ
GOOD	260 - 290+(N)	250 - 280	250 - 270+	235 - 270+	170 - 210+(N)
MEDIUM	240 - 260(N)	220 - 250	230 - 250(N)	200 - 235	130 - 170

### Market description :

- Demand – good.
- Fannings were well competed for.
- All sections of buyers operated.

### 2. TOTAL AUCTION WEIGHTED AVERAGE ( ₹ )

	2020-21			2019-20			UPTO SALE - 4		
	SALE - 4	SALE - 3	+/-	SALE - 4	SALE - 3	+/-	2020-21	2019-20	2018-19
CTC	191.50	185.62	5.88	128.54	129.84	-1.30	229.49	157.16	157.90
DUST	166.41	171.99	-5.58	128.75	137.81	-9.06	239.87	170.83	168.69
TOTAL	184.65	181.98	2.68	128.59	131.79	-3.20	232.55	160.87	161.26

SOURCE: PARCON INDIA PVT LTD



# UPCOMING AUCTION DETAILS

Auction No.	07		06	
Dates	16 <sup>th</sup> / 17 <sup>th</sup> February 2021		09 <sup>th</sup> / 10 <sup>th</sup> February 2021	
	No. of Lots	Qty – kg	No. of Lots	Qty – kg
Ex-Estate	868	991,814	793	892,392
Main Sale Total	10,848	5,711,684	10,530	5,493,831
High & Medium	1,390	648,046	1,283	610,140
Low Grown – Leafy	2,111	928,063	2,100	923,865
Low Grown – Semi Leafy	1,918	971,830	1,821	941,683
Low Grown Tippy	2,033	1,078,586	1,996	1,050,297
Premium / Flowery	433	82,722	386	70,811
Off Grades	2,317	1,326,647	2,388	1,343,549
Dust	646	675,790	556	553,486
Grand Total	11,716	6,703,498	11,323	6,386,223
Reprints	885	541,536	565	342,866
<b>Total No. of Lots on Offer</b>	<b>11,716</b>		<b>11,323</b>	
<b>Total Quantity on Offer (kg)</b>	<b>6,703,498</b>		<b>6,386,223</b>	



## SCHEDULED CLOSING DATES

Auction No.	Date of Sale	Ex-Estate	Main Sale
08	22 <sup>nd</sup> / 23 <sup>rd</sup> February 2021	05/02/2021	05/02/2021
09	02 <sup>nd</sup> / 03 <sup>rd</sup> March 2021	11/02/2021	11/02/2021
10	09 <sup>th</sup> / 10 <sup>th</sup> March 2021	18/02/2021	18/02/2021

## PROMPT DATES

Auction No.	Buyers	Sellers
06	16/02/2021	17/02/2021
07	23/02/2021	24/02/2021
08	01/03/2021	02/03/2021



# ORDER OF SALE (SALE NO. 06 – 09<sup>TH</sup> / 10<sup>TH</sup> FEBRUARY 2021)

Main Sale Order – 1 (Leafy / Semi Leafy / Tippy / Premium / 1A)	Main Sale Order – 2 (H & M / Off Grade / Dust)	Ex-Estate
Mercantile Produce Brokers (Pvt) Ltd	Asia Siyaka Commodities Pvt. Ltd	Mercantile Produce Brokers (Pvt) Ltd
Bartleet Produce Marketing (Pvt) Ltd	Bartleet Produce Marketing (Pvt) Ltd	Lanka Commodity Brokers Ltd
F & W Tea Brokers (Pvt) Ltd	Ceylon Tea Brokers Plc	<b>JOHN KEELLS PLC</b>
Ceylon Tea Brokers Plc	<b>JOHN KEELLS PLC</b>	Asia Siyaka Commodities Pvt. Ltd
Eastern Brokers. Ltd.	Eastern Brokers. Ltd.	Bartleet Produce Marketing (Pvt) Ltd
Asia Siyaka Commodities Pvt. Ltd	F & W Tea Brokers (Pvt) Ltd	F & W Tea Brokers (Pvt) Ltd
<b>JOHN KEELLS PLC</b>	Mercantile Produce Brokers (Pvt) Ltd	Ceylon Tea Brokers Plc
Lanka Commodity Brokers Ltd	Lanka Commodity Brokers Ltd	Eastern Brokers. Ltd.

[ DB : HR ]





# HOLIDAY NOTICE



**We wish to inform all our valued Clients that our Head Office, Sample Room and Stores will be closed for business on the following day.**

04<sup>th</sup> February 2021

Thursday

National Day.



# NOTICE



**We congratulate Galpadithanne Tea Factory for obtaining  
Rainforest Alliance Certification.**



## COLOMBO TEA TRADERS' ASSOCIATION

C/o. THE CEYLON CHAMBER OF COMMERCE, P.O.Box 274, No. 50, NAVAM MAWATHA, COLOMBO 02.

Telephone: 5588849; Facsimile: 2449352; E-Mail ; hemaratne@chamber.lk

**CIRCULAR NO. 03 OF 2021**

**January 27, 2021**

### **AUTOMATED CLAIM MANAGEMENT SYSTEM (ACMS)**

At the CTTA Committee Meeting held on 08th January 2021, it was revealed that some buyer members were not conversant with the uploading procedure of Quality Claims, to the Automated Claim Management System (ACMS) introduced in 2018. As such, enclosed hereto is a procedure manual with clear instructions outlined for ease of reference.

Your attention is drawn to CTTA Circular No. 18 of 2019 dated October 01, 2019, as such, please be guided to upload all claims through the ACMS, absence of which, claims will NOT be accepted.



## COLOMBO TEA TRADERS' ASSOCIATION

### Automated Claim Management System

### CTTA online complaint – Procedure Manual

01.	<p>On the request of the Buyer the service provider through the CTTA will issue Credentials to logging and use the CTTA automated claim management system (ACMS). Use the below URL to access the system by using the credentials to login to the CTTA online complaint/claim management system.</p> <table><tr><td>URL</td><td>-</td><td><a href="http://ctta.test.saberion.org">http://ctta.test.saberion.org</a></td></tr><tr><td>Buyer Company</td><td>-</td><td>xxxxxxx</td></tr><tr><td>Username</td><td>-</td><td>xxxxxxx</td></tr><tr><td>Password</td><td>-</td><td>xxxxxxx</td></tr></table>	URL	-	<a href="http://ctta.test.saberion.org">http://ctta.test.saberion.org</a>	Buyer Company	-	xxxxxxx	Username	-	xxxxxxx	Password	-	xxxxxxx
URL	-	<a href="http://ctta.test.saberion.org">http://ctta.test.saberion.org</a>											
Buyer Company	-	xxxxxxx											
Username	-	xxxxxxx											
Password	-	xxxxxxx											
02.	As a new buyer to the system, your Home Screen will look like dashboard presented according to the number of complaints or claims submitted to each broker etc. Also your company name (User Name) displayed in <u>top right corner</u> and other menu option to top left corner.												
03.	You need to <u>click Complaint option</u> and then appear <u>Create Complaint</u> in top right corner of the screen.												
04.	When you <u>click</u> to Create Complaint, then you will come to a FORM where you need to feed the required information such as Lot information. Complaint information and warehouse information to create the complaint against the particular broker.												
05.	It is essential to re-verify the details provided in the FORM are 100% accurate and you wish to submit the complaint to the broker, click the confirmation, save as Draft and <u>click</u> submit complaint. Please note once the complaint is submitted successfully, you will not be able to do any sort of amendments to the complaint again.												
06.	The complete FORM is divided into sections and please refer to the below table get an idea about each field in the form.												





## NOTICE - Continued

Field name	Type	Purpose	Note
Broker	Dropdown	To select the relevant broker that the buyer is complaining against	This is a compulsory information.
Auction	Dropdown	To select the relevant auction number from the dropdown	N/A
Auction Date	Auto fill	According to the selected action code, the auction date will automatically filled.	N/A
Lot Number	Dropdown	To select the relevant lot number of the tea	N/A
Price	Input field	Price for the tea lot	N/A
Buyer's Ref	Input field	Any kind of a reference that can be given to the complaint.	N/A
Invoice Number	Auto fill	According to the uploaded catalogue information by each broker, when a buyer select the broker, auction and lot number the this will be taken automatically.	N/A
Grade	Auto fill	According to the uploaded catalogue information by each broker, when a buyer select the broker, auction and lot number the this will be taken automatically.	N/A
Garden Mark	Auto fill	According to the uploaded catalogue information by each broker, when a buyer select the broker, auction and lot number the this will be taken automatically.	N/A
Total Bags	Auto fill	According to the uploaded catalogue information by each broker, when a buyer select the broker, auction and lot number the this will be taken automatically.	N/A
Weight per Bag	Auto fill	According to the uploaded catalogue information by each broker, when a buyer select the broker, auction and lot number the this will be taken automatically.	N/A
Total Weight	Auto fill	According to the uploaded catalogue information by each broker, when a buyer select the broker, auction and lot number the this will be taken automatically.	N/A
Reason	Dropdown	To select the relevant reason from the list regarding making the complaint.	These are predefined reasons given by CTTA for quality claims.
Preferred Settlement Method	Dropdown	If the broker accept the claim, how the buyer wants to settle this, please select the preferred method.	N/A





# NOTICE - Continued

Field name	Type	Purpose	Note
Number of Bags	Input field	If the lot contains x number of bags, how many the buyer wants to claim through the selected method. This can be all or partial.	N/A
Contact Person	Input field	If the broker wishes to know more information regarding the complaint, then mentioned the person who is handling the complaint.	N/A
Originators Name	Input field	Who is making the complaint	N/A
Originators Email	Input field	Email	N/A
Location	Input field	Location of the warehouse which the tea lot can be inspected at.	N/A
Warehouse		Warehouse name.	N/A
Warehouse Address		Warehouse address.	N/A
Comments		Any additional information to share or special notes for the broker	N/A
Images		If applicable, you can upload 2 images as proof to the broker.	N/A

07.	After submitting, the complaint will tag the status as “Awaiting acknowledgement” from the broker.
08.	Thereafter, the flow is as follows.

Status	Action	Responsibility
Awaiting Acknowledgement	Broker need to act on this by saying acknowledged.	Broker
Inspection Scheduled	Buyer needs to schedule a date for the inspection for broker to come	Buyer
Accepted All	Depending on the results of the inspection, accept or rejection happens	Broker
Rejected	Depending on the results of the inspection, accept or rejection happens	Broker

The Secretariat  
The Colombo Tea Traders' Association





“

All birds find shelter during a rain. But the eagle avoids rain by flying above the clouds. Problems are common, but attitude makes the difference...

– ***Dr A P J Abdul Kalam***

”