



TEA MARKET REPORT

JOHN KEELLS PLC

SALE NO. 05 – 30TH / 31ST JANUARY 2024



COLOMBO INTERNATIONAL
TEA CONVENTION
2024



TEA
A LIFESTYLE & A LIVELIHOOD

24th - 26th July

Cinnamon Grand Hotel, Colombo - Sri Lanka

Including Tea Estate & Factory Visits

Registrations Open Soon

For inquiries : +94 773865233
teaconvention@ceylonteaevents.com | www.ceylonteaevents.com

ORDER OF SALE (SALE NO. 05 – 30TH / 31ST JANUARY 2024)

Main Sale Order – 1 (Leafy / Semi Leafy / Tippy / Premium / 1A)	Main Sale Order – 2 (H & M / Off Grade / Dust)	Ex-Estate
JOHN KEELLS PLC	LANKA COMMODITY BROKERS LTD	CEYLON TEA BROKERS PLC
LANKA COMMODITY BROKERS LTD	ASIA SIYAKA COMMODITIES PLC.	BARTLEET PRODUCE MARKETING (PVT) LTD
FORBES & WALKER TEA BROKERS (PVT) LTD	BARTLEET PRODUCE MARKETING (PVT) LTD	JOHN KEELLS PLC
EASTERN BROKERS. LTD.	CEYLON TEA BROKERS PLC	MERCANTILE PRODUCE BROKERS (PVT) LTD
MERCANTILE PRODUCE BROKERS (PVT) LTD	JOHN KEELLS PLC	EASTERN BROKERS. LTD.
BARTLEET PRODUCE MARKETING (PVT) LTD	EASTERN BROKERS. LTD.	ASIA SIYAKA COMMODITIES PLC.
CEYLON TEA BROKERS PLC	FORBES & WALKER TEA BROKERS (PVT) LTD	FORBES & WALKER TEA BROKERS (PVT) LTD
ASIA SIYAKA COMMODITIES PLC.	MERCANTILE PRODUCE BROKERS (PVT) LTD	LANKA COMMODITY BROKERS LTD



AUCTION DETAILS

Auction No.	05	
Dates	30 th / 31 st January 2024	
	No. of Lots	Qty – kg
Ex Estate	808	860,452
Main Sale Total	10,817	5,010,600
High & Medium	1,402	599,091
Low Grown - Leafy	2,092	777,751
Low Grown - Semi Leafy	1,646	724,516
Low Grown Tippy	2,158	1,048,903
Premium / Flowery	518	81,063
Off Grades	2,418	1,244,045
Dust	583	535,231
Grand Total	11,625	5,871,052
Reprints	1,089	535,257
Total No. of Lots Offered	11,625	
Total Quantity Offered (kg)	5,871,052	

PROMPT DATES

Auction No.	Buyers	Sellers
05	06/02/2024	07/02/2024



COMMENTS



The 0.86Mkg of Ex-Estate teas on offer met with irregular demand. Select Best Western High Grown BOPs appreciated following special inquiry, the below best and plainer varieties were dearer from last week's levels. Select Best Western High Grown BOPFs were barely steady, the below best and plainer varieties were firm to easier at times. Nuwara Eliya BOPs were dearer whilst the BOPFs gained from last levels. Uda Pussellawa BOPs were tending irregular, the BOPF were firm to dearer at times. UVA BOPs were irregular following quality, the BOPFs were mostly easier. Low Grown CTC BP1s were firm, the High and Medium sorts were firm to dearer at times. Low Grown CTC PF1s were firm on last levels, the High and Medium sorts were firm to irregularly dearer following quality.

The 2.6Mkg of Low Grown teas on offer met with good demand. In the Leafy segment, OP/OPA's were firm. OP1s gained following quality. BOP1s were lower to last. PEKOE's were lower, PEK1s were firm. In the Small Leaf segment, FBOPs were irregularly lower. FF1s were mostly firm. FF varieties were firm. BOPF.SP, BOPF, BOP.SP and BOP grades met with good demand. Premium flowery teas were selectively lower.

Turkey, Russia, Iran and the C.I.S countries lent fair support. Libya and Iraq were active.





MARKET DESCRIPTION

Western Teas

Select best BOPs appreciated following special inquiry, below best and plainer varieties too were dearer by Rs.50/- to Rs.100/- and more. Select best BOPFs were barely steady and mostly easier, below best and plainer sorts too were Rs.50/- to Rs.100/- easier on average. Medium BOPs sold well and were firm to a little dearer at times, the BOPFs were firm on last levels.

Nuwara Eliya Teas

BOPs were dearer following quality, the BOPFs too were dearer.

Uva Teas

Uva BOPs were irregular following quality, the BOPFs were mostly easier. Uda Pussellawa BOPs were tending irregular, the BOPFs were firm to Rs.50/- to Rs.100/- dearer at times.

CTC Teas

Low Grown CTC BP1s were firm on last levels, the High and Medium sorts were firm to little dearer. Low Grown PF1s were firm, the High and Medium sorts were firm to Rs.50/- to 100/-dearer at times.

QUOTATIONS

	BOP – RS.	BOPF – RS.
Good Westerns	1350 – 1650	1300 – 1650
Average Westerns	1140 – 1280	1160 – 1240
Plainer Westerns	940 – 1040	1040 – 1100
Western Mediums	800 – 2000	830 – 1160
Uva Teas	1060 – 1480	1040 – 1300
Nuwara Eliya Teas	1420	1320 – 1380
Uda Pussellawa Teas	1100 – 1180	920 – 1120
CTC (BP1 and PF1)	760 - 1500	700 - 1700





MARKET DESCRIPTION

Low Grown

Select best OP1s maintained firm levels, best types appreciated and met with good demand, secondaries too were mostly dearer. Well-made OPs were firm, others gained irregularly. Select best OPAs were firm, balance appreciated from last levels. In the Semi Leafy segment, select best BOP1s were lower to last, bolder types were firm to dearer. Well-made Pekoes declined slightly, bold Pekoes met with irregular demand and were mostly lower to last, secondaries maintained. Shotty Pekoe1s were mostly firm, others too met with fair demand.

Select best BOPs were firm, best types were dearer by Rs.40/- to Rs.50/-, below best and secondary types were dearer by Rs.40/- to Rs.50/-. BOP.SP.s and BOPF.SP.s met with fair demand. BOPFs followed a similar trend. Select best and best FBOPF1s were firm to dearer by Rs.40/- to Rs.50/- and more following quality, below best types were firm on last, secondary types gained following quality. Select best and best FBOPs were dearer by Rs.40/- to Rs.60/- and more at times, below best types were easier by Rs.40/- to Rs.50/-, secondary types were firm. FF varieties were firm. All Premium Flowery teas were lower to last.

Off Grades

Select best and best Fgs1s were dearer by Rs.10/- to Rs.20/-, below best and poorer sorts were firm to dearer by Rs.20/- to Rs.40/-. Select best and best BMs were dearer by Rs.20/- to Rs.30/-, whilst below best and poorer types maintained on last levels. Select best and best BPs maintained on last levels, whilst below best and poorer varieties were dearer by Rs.10/- to Rs.20/-. Select best BOP1As were dearer by Rs.10/- to Rs.20/-, best types were lower by Rs.20/- to Rs.60/-, below best types maintained on last levels, whilst poorer sorts were lower by Rs.20/- to Rs.50/-.

Dust

Select best and best Dust1s were firm to dearer by Rs.20/- to Rs.40/-, below best and poorer types were firm. High and Medium CTCs were firm. Low Grown CTCs declined by Rs.20/- to Rs.40/-. Low Grown Dust / Dust1s were firm.



QUOTATIONS

	Select Best	Best	Below Best	Others
LIQUORING				
DUST-1	1200.00 - 1400.00	1000.00 - 1190.00	750.00 - 990.00	600.00 - 740.00
OFF GRADES				
FGS1	1020.00 - 1240.00	920.00 - 1010.00	790.00 - 910.00	570.00 - 780.00
FGS	920.00 - 1060.00	800.00 - 910.00	680.00 - 790.00	560.00 - 670.00
LOW GROWNS				
FBOPF / FFSP / FFEXSP	5500.00 - 6500.00	3500.00 - 4500.00	2300.00 - 2600.00	1150.00 - 1350.00
BOP	1950.00 - 2100.00	1600.00 - 1750.00	1450.00 - 1550.00	1150.00 - 1200.00
BOPSP	1550.00 - 1850.00	1250.00 - 1450.00	950.00 - 1150.00	750.00 - 850.00
BOPF	1450.00 - 1800.00	950.00 - 1000.00	750.00 - 800.00	700.00 - 750.00
FBOPF1	1950.00 - 2100.00	1800.00 - 1850.00	1550.00 - 1650.00	1200.00 - 1300.00
FBOP	2400.00 - 2800.00	1850.00 - 1950.00	1650.00 - 1700.00	1150.00 - 1200.00
BOP1	2500.00 - 4200.00	1950.00 - 2400.00	1300.00 - 1900.00	900.00 - 1280.00
OP1	3700.00 - 4350.00	2800.00 - 3650.00	1850.00 - 2750.00	750.00 - 1800.00
OP	1650.00 - 1950.00	1500.00 - 1600.00	1340.00 - 1480.00	900.00 - 1320.00
OPA	1550.00 - 2450.00	1320.00 - 1500.00	1180.00 - 1300.00	800.00 - 1160.00
PEKOE	1500.00 - 2350.00	1300.00 - 1480.00	1180.00 - 1280.00	800.00 - 1160.00
PEKOE1	1500.00 - 2200.00	1300.00 - 1480.00	1180.00 - 1280.00	800.00 - 1160.00
DUST / DUST1	1000.00 - 1360.00	800.00 - 990.00	700.00 - 790.00	600.00 - 690.00



EXCHANGE RATES

The average rates currencies quoted on 31st January 2024 at 9.30 a.m. by Commercial Banks in Colombo for Telegraphic Transfers (TT).

Currency	Buy Rate	Sell Rate
USD	312.09	321.85
EURO	336.04	350.04
GBP	394.16	409.77



- **Top Prices**
- **Colombo Auction Averages**
- **All Brokers Private Sale Figures**



TOP PRICES (SALE NO. 05 – 30TH / 31ST JANUARY 2024)



WESTERN HIGH			
BOP		Cymru	1700.00
BOPSP		Queensberry	1900.00
BOPF/BOPFSP		Robgill	1650.00
FBOP/FBOP1	*	St Andrews	2000.00
		Glenloch	2000.00
FBOPF/FBOPF1		Glenloch	2100.00
BOP1		Torrington	1800.00
OP/OPA	**	St Andrews	1750.00
OP1	*	St Andrews	1800.00
PEKOE/PEKOE1		Weddemulla	1800.00

UVA HIGH			
BOP		Bandaraeliya	1160.00
BOPSP		Battawatte	1340.00
BOPF/BOPFSP	*	Pitaratmalie	1260.00
FBOP/FBOP1	*	Glenanore	1900.00
FBOPF/FBOPF1	*	Aislabay	1900.00
		Craig	1900.00
		Gonamotawa	1900.00
BOP1		Battawatte	1650.00
OP/OPA		Glenanore	1420.00
OP1		Mahadowa	1800.00
PEKOE/PEKOE1		Battawatte	1750.00

NUWARA ELIYA			
BOP		Mahagastotte	1420.00
BOPSP		-	
BOPF/BOPFSP	*	Lovers Leap	1380.00
		Mahagastotte	1380.00
FBOP/FBOP1	*	Lovers Leap	1800.00
OP/OPA	*	Lovers Leap	1300.00
PEKOE/PEKOE1		Court Lodge	1460.00

WESTERN MEDIUM			
BOP		Harangalla	2000.00
BOPSP		Windsorforest	1950.00
		Craighead	1950.00
		Galgewatta	1950.00
BOPF/BOPFSP		Galgewatta	1360.00
FBOP/FBOP1		Harangalla	2150.00
		Dartry Valley	2150.00
FBOPF/FBOPF1		Harangalla	2200.00
BOP1		Craighead	2200.00
OP/OPA		Craighead	1650.00
OP1		Craighead	2100.00
PEKOE/PEKOE1		Meezan	1900.00
		Harangalla	1900.00
		Nayapane	1900.00

UVA MEDIUM			
BOP	*	El Teb	1480.00
BOPSP	*	Demodera 'S'	1380.00
BOPF/BOPFSP		Dickwella	1800.00
FBOP/FBOP1		Ury	2150.00
FBOPF/FBOPF1	*	Wewesse	2000.00
BOP1		Aruna Passara	1850.00
OP/OPA		Shawlands	1650.00
OP1		Glen Alpin	1750.00
		Misty-Uva	1750.00
		Telbedde	1750.00
		Tinioya	1750.00
PEKOE/PEKOE1		Aruna Passara	1800.00

CTC LOW			
PF1	*	Hingalgoda CTC	1700.00
BP1		Cecilayan CTC	1500.00
BPS		Canora CTC	960.00
OF	*	Peakwatta CTC	750.00
		Peakwatta CTC	750.00

UDA PUSSELLAWA			
BOP	*	Mooloya	1180.00
BOPSP		Kirklees	1140.00
BOPF/BOPFSP		Luckyland	1120.00
FBOP/FBOP1		Alma	1900.00
		Delmar	1900.00
FBOPF/FBOPF1		Alma	1900.00
		Gampaha	1900.00
BOP1		-	
OP/OPA		Blairlmond	1400.00
OP1		Gampaha	1750.00
PEKOE/PEKOE1		Alma	1800.00

CTC HIGH			
PF1	*	Dunsinane CTC	1400.00
BP1		Dunsinane CTC	1320.00
BPS	*	Dunsinane CTC	1340.00
OF		-	

CTC MEDIUM			
PF1		New Peacock CTC	1360.00
BP1		New Peacock CTC	1260.00
BPS	*	Donside CTC	1140.00
OF		-	



TOP PRICES (SALE NO. 05 – 30TH / 31ST JANUARY 2024)



LOW			
BOP		Kolonna Super	2200.00
		Matuwagalla Super	2200.00
		Peak View Super	2200.00
		Ceyenta	2200.00
		Ceciliyan	2200.00
BOPSP		Adams View	2200.00
BOPF		Sithaka	2250.00
BOPFSP		Makandura	2250.00
FBOP		Sithaka	3100.00
FBOP1		Sithaka	2400.00
FBOPF		Hadigalla	2450.00
FBOPF1		Pothotuwa	2350.00
		Galatara	2350.00
BOP1		Pothotuwa	4200.00
OP1		Pothotuwa	4350.00
OP		New Galagawa	1950.00
OPA		Green Lanka	2450.00
PEKOE		Lumbini	2350.00
		Liyonta	2350.00
PEKOE1		Andaradeniya Super	2200.00
		Mulatiyana Hills	2200.00
		Nilrich	2200.00

PREMIUM			
FBOPFSP		New Hopewell	6350.00
FBOPFEXSP		Kendalanda	6950.00
FBOPFEXSP1		New Deniyaya	6500.00

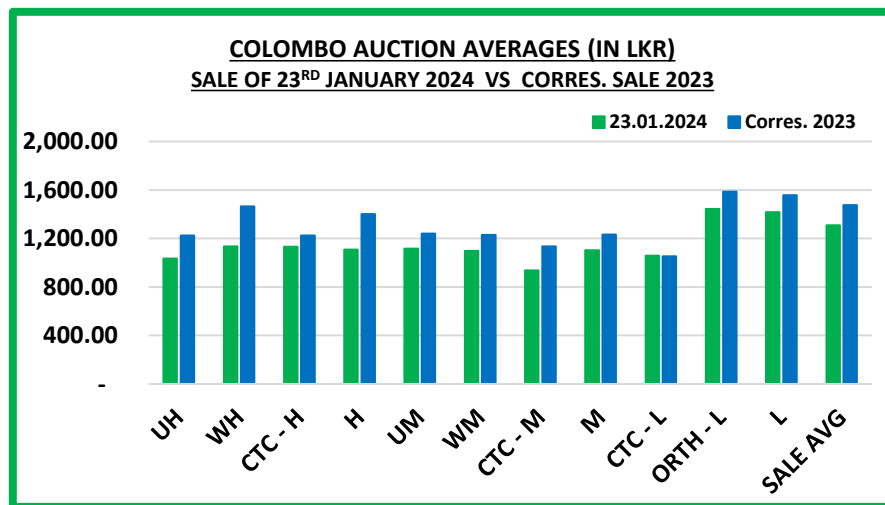
DUST			
DUST1		Great Western	1400.00
P.DUST	*	Hingalgoda CTC	1260.00

OFF GRADES			
FNGS/FNGS1		Alton	1240.00
	*	Mattakelle	1120.00
		Gouravilla	1120.00
	*	Wanarajah	1100.00
PFNGS	*	Hingalgoda CTC	1500.00
BM	*	Morawakkorale	1480.00
BP		Nelun Dalla	1500.00
		Chandrika Estate	1440.00
	*	Berubeula	1400.00
BOP1A		Aldora	1500.00
		Chandrika Eatata	1500.00

**** MORE THAN ONE TOP PRICE OBTAINED**
*** TEAS SOLD BY JOHN KEELLS PLC**
+ ALL TIME RECORD PRICE
++ ALL TIME RECORD PRICE EQUALED

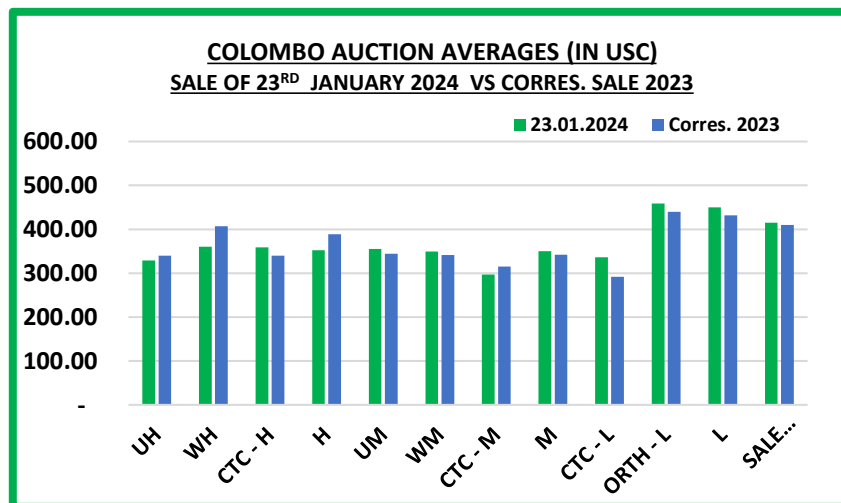


COLOMBO AUCTION AVERAGES



	Sale of 17/01/2024 In LKR	Sale of 23/01/2024 In LKR	Corres. 2023 In LKR
Uva High Grown	1043.90	1035.75	1225.49
Western High Grown	1134.91	1134.12	1465.12
CTC High Grown	1161.18	1132.02	1224.88
Summary of High Grown	1109.16	1109.45	1401.13
Uva Medium Grown	1119.56	1117.43	1240.44
Western Medium Grown	1099.08	1098.91	1228.99
CTC Medium Grown	898.37	935.95	1135.89
Summary of Medium Grown	1105.13	1103.52	1232.57
CTC Low Grown	1112.93	1058.36	1052.92
Orthodox Low Grown	1420.52	1444.54	1585.85
Summary of Low Grown	1400.12	1416.46	1556.58
TOTAL SALE AVERAGE	1291.19	1308.91	1475.87

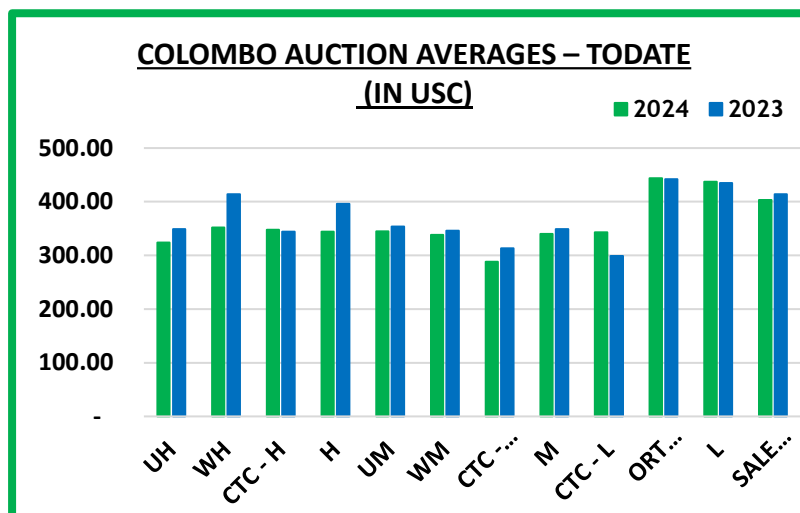
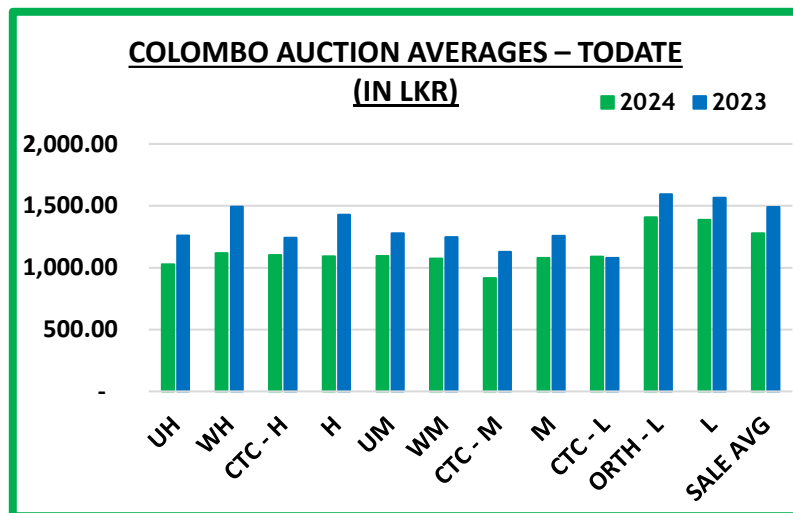
COLOMBO AUCTION AVERAGES



	Sale of 17/01/2024 In USC	Sale of 23/01/2024 In USC	Corres. 2023 In USC
Uva High Grown	330	329	340
Western High Grown	358	360	407
CTC High Grown	367	359	340
Summary of High Grown	350	352	389
Uva Medium Grown	353	355	344
Western Medium Grown	347	349	341
CTC Medium Grown	284	297	315
Summary of Medium Grown	349	350	342
CTC Low Grown	351	336	292
Orthodox Low Grown	448	459	440
Summary of Low Grown	442	450	432
TOTAL SALE AVERAGE	408	415	410



COLOMBO AUCTION AVERAGES



January to Date (Sale No.04)	2024 LKR	2023 LKR	2024 USC	2023 USC
Uva High Grown	1028.48	1258.93	324	349
Western High Grown	1116.84	1491.83	352	414
CTC High Grown	1102.72	1241.40	348	344
Summary of High Grown	1091.25	1427.68	344	396
Uva Medium Grown	1094.51	1277.02	345	354
Western Medium Grown	1073.33	1247.45	338	346
CTC Medium Grown	914.82	1127.14	288	313
Summary of Medium Grown	1079.75	1256.34	340	349
CTC Low Grown	1088.91	1079.04	343	299
Orthodox Low Grown	1406.90	1594.48	444	442
Summary of Low Grown	1386.64	1565.82	437	435
TOTAL SALE AVERAGE	1277.10	1490.62	403	414



COLOMBO AUCTION AVERAGES

FROM 01 ST TO 23 RD JANUARY 2024	LKR
Uva High Grown	1028.39
Western High Grown	1129.60
Summary of High Grown	1100.51
Uva Medium Grown	1085.86
Western Medium Grown	1073.86
Summary of Medium Grown	1077.50
Summary of Low Grown	1384.41
TOTAL SALE AVERAGE	1275.12



ALL BROKERS PRIVATE SALE FIGURES (FOR THE PERIOD – 22ND TO 27TH JANUARY 2024)

	WEEKLY	TODATE
High & Medium	40,531.00	207,919.90
Low	8,509.00	53,929.50
Green Tea	50,160.00	159,523.00
Organic Tea	6,508.00	12,493.00
BMF	23,400.00	95,708.00
Direct Sales	-	-
Forward Contract	20,000.00	80,000.00





- **Crop and Weather**
- **Crop Figures**
- **Tea News**
- **Holiday Notice**

CROP AND WEATHER - FOR THE PERIOD OF – 22ND TO 28TH JANUARY 2024



Western

Bright weather coupled with cold nights was reported in Dickoya and Agarapatana districts, whilst bright weather with occasional rainfall and some frost damage was reported in Talawakelle.



Nuwara Eliya

Bright weather was reported at the beginning of the week in Nuwara Eliya and Kandapola districts whilst rainfall was recorded thereafter.



Uva

Haputale and Badulla districts experienced bright weather with occasional evening showers, whilst dull weather was reported throughout the week in Lunugala.



Low Grown

Bright weather was recorded in Deniyaya, Rathnapura and Galle districts.



Crop

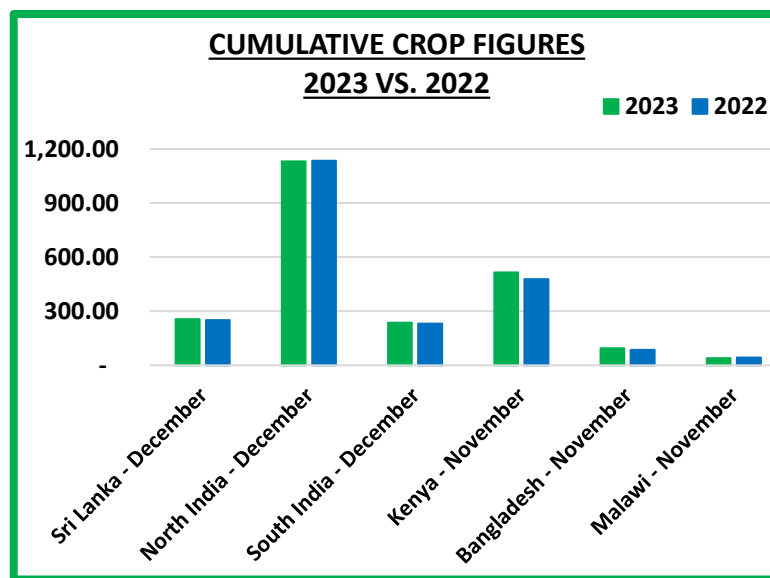
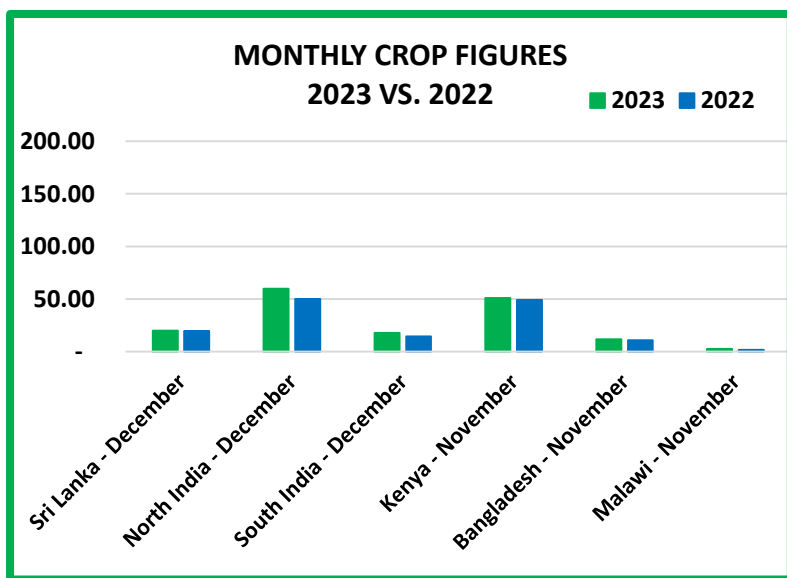
Crop intakes are low.



CROP FIGURES OF MAJOR PRODUCING & EXPORTING COUNTRIES

Country	Month	2023	2022	Cumulative + Inc. / Dec.	Cumulative	2023	2022	Cumulative + Inc. / Dec.
Sri Lanka	December	19.80	19.50	- 0.30	Upto December	256.03	251.49	+ 4.54
North India	December	59.86(E)	50.02	+ 9.84	Upto December	1131.71(E)	1134.54	- 2.83
South India	December	17.66(E)	14.51	+ 3.15	Upto December	235.99(E)	231.82	+ 4.17
Kenya	November	50.90	49.22	+ 1.68	Upto November	515.92	478.13	+ 37.79
Bangladesh	November	11.80	10.80	+ 1.00	Upto November	95.30	86.10	+ 9.20
Malawi	November	2.60	1.60	+ 1.00	Upto November	39.32	43.13	- 3.81

(E) - Estimated



TEA NEWS AROUND THE GLOBE

MOMBASA MARKET

SALE NO. 05 – SALE OF 29TH & 30TH JANUARY 2024

Fair general demand for the 290,759 packages (19,491,725.00 kilos) available in the market with 46.13% unsold.

OFFERINGS

Leaf Grades	-	174,800 packages (11,499,625.00 kilos) – 55.34% unsold.
Dust Grades	-	86,320 packages (6,458,351.00 kilos) – 38.53% unsold.
Secondary Grades	-	29,639 packages (1,533,749.00 kilos) – 13.90% unsold.

MARKETS

There was improved interest from **Egyptian Packers** while **Yemen** and **other Middle Eastern countries** maintained support. **Pakistan Packers** and **Bazaar** were active at lower levels with **Kazakhstan, other CIS states** and **Afghanistan** showing reduced enquiry. **UK** and **South Sudan** maintained interest with **Local Packers** more active. **Russia, Iran** and **Sudan** were absent while **Somalia** were active at the lower end of the market.

LEAF GRADES (M2)

BP1:

Best – Were mostly steady to easier by up to USC43 with select teas discounted by USC53 but a few lines advanced by up to USC53.

Brighter – Firm to USC10 dearer to easier by up to USC36.

Mediums – KTDA mediums held value where sold while plantation mediums ranged between firm to USC34 dearer to easier by up to USC20.

Lower Medium – Were irregular at steady to USC10 dearer to mainly easier by up to USC28.

Plainer – Saw improved activity and appreciated by up to USC28 but a few teas lost up to USC20.

PF1:

Best – Varied between firm to USC38 above previous levels for some lines with select invoices gaining USC73 to mostly easier by up to USC20.

Brighter – Were steady to USC17 below last prices.

Mediums – KTDA mediums were irregular ranging between firm to USC8 dearer to easier by up to USC6 with plantation mediums varying between USC10 dearer to USC18 below previous rates.

Lower Medium – Ranged between steady to USC27 dearer with selected teas advancing by USC40 to USC46 to easier by up to USC17.

Plainer – Were irregular with some teas appreciating by up to USC27 while others shed up to USC19.

DUST GRADES (M1)

PDUST:

Best – Most teas appreciated by up to USC25 but some teas eased by up to USC16.

Brighter – Irregular varying between steady to USC17 dearer to easier by up to USC14.

Mediums – KTDA mediums were firm to USC9 above previous levels to USC4 easier; plantation mediums were steady to easier by up to USC20.

Lower Medium – Ranged between steady to USC17 dearer to easier by up to USC10.

Plainer – Saw improved enquiry and advanced by up to USC9, some lines however eased by up to USC6.



TEA NEWS AROUND THE GLOBE



MOMBASA MARKET – Continued ;

DUST1:

Best – Were well competed for at firm to USC42 dearer with selected teas appreciating by USC66.

Brighter – Saw irregular interest varying between steady to USC10 dearer to easier by up to USC15.

Mediums – KTDA mediums varied between firm to USC14 dearer to USC10 below last prices with plantation mediums ranging between USC20 dearer to easier by up to USC16.

Lower Medium – Were irregular varying between steady to USC15 dearer and select lines gained up to USC45 to easier by up to USC10.

Plainer – Gained up to USC20 but a few teas lost up to USC9.

SECONDARY GRADES (S1)

In the Secondary Catalogues, **BP**s were firm while **PF**s tended easier. Clean well sorted coloury **Fannings** were dearer with **similar DUSTs** appreciating. **Other Fannings** held value with **DUSTs** steady. **BMF**s were well absorbed.

QUOTATIONS	BROKENS	FANNINGS
Best	220 – 494	316 – 432
Good	255 – 267	295 – 340
Good Medium	255 – 305	283 – 330
Medium (KTDA)	250 – 253	217 – 292
Medium (Plantations)	120 – 237	112 – 223
Lower Medium	098 – 163	080 – 176
Plainer	070 – 122	046 – 136

AUCTION	KENYA 2023 \$	KENYA 2024 \$	TOTAL 2023 \$	TOTAL 2024 \$
03	2.34	2.29	2.13	2.23
04	2.22	2.20	2.05	2.04
05	2.21	2.25	2.03	2.13

SOURCE : AFRICA TEA BROKERS LTD.



TEA NEWS AROUND THE GLOBE



CHITTAGONG MARKET

SALE NO. 40 – 29TH JANUARY 2024

CTC LEAF: 51,853 packages of tea were on offer. Strong demand continued.

BROKENS: Clean liquoring Brokens were strongly competed for and prices appreciated by Tk.5/- and more. Mediums were also a fairly strong feature and were about firm. Plain teas met with a little more interest but prices were about steady with several withdrawals. BLF teas saw some demand at about steady rates. However, there were heavy withdrawals.

FANNINGS: Clean Fannings were again a strong feature and often appreciated following quality. Mediums witnessed a good demand and were about steady. Plain teas met with a little more interest at about steady rates. There were several withdrawals in this category. BLF teas saw some demand at about steady rates. However, there were heavy withdrawals.

DUST: 16,442 packages of tea on offer met with good demand. Good liquoring Dusts were a fair market and sold Tk.3/- to Tk.5/- less than last with fewer withdrawals. Mediums were an easier market with some withdrawals. Plain and BLF Dusts were an easier market with some withdrawals and sold Tk. 5/- to Tk.8/- less than last. Blenders were active whilst Loose tea buyers were also fairly active.

COMMENTS: Blenders operated in greater strength this week particularly for the bright varieties. Loose tea buyers were also more active.

Dusts were once again an easier market but withdrawals were less.

Our catalogue: (Sale 40) Avg: Tk 155.59 , Sold 68.5% , (Sale 39) Avg: Tk 156.84 , Sold 73.92 %

Quotations – This Week – (In Taka)

Brokens	This Week	Last Week	Fannings	This week	Last Week	Dust	This week	Last Week
Best	210-225	210-225 nom	Best	215-230	215-230	PD	85-248	90-228
Good	190-205	190-200	Good	190-200	190-200	RD	70-239	74-295
Good Med	170-180	165-175	Good Med	175-185	175-185	D	75-255	80-284
Medium	150-160	145-155	Medium	150-160	145-155	CD	100-305	152-286
Plain	85-115	80-115	Plain	85-115	90-115	BLF	81-132	70-150
BLF	75-120	75-115	BLF	75-120	75-115			

Exchange Rates 29TH January 2024 Sterling Pound: Tk. 138.7978, dollar: Tk. 109.5000

SOURCE : NATIONAL BROKERS LTD



TEA NEWS AROUND THE GLOBE



SILIGURI MARKET

SALE NO. 04 – SALE OF 25TH JANUARY 2024

1. MARKET DESCRIPTION :

- DEMAND – GOOD FOR LEAF AND FAIR FOR DUST.
- PRICES EASED.
- INTERNAL BUYERS WERE ACTIVE WITH SOME SUPPORT FROM TRADITIONAL BLENDERS. EXPORTERS WERE SELECTIVE.
- PERCENTAGE OF TEAS SELLING BELOW RS 120 TO DATE SHOWS AN INCREASE WHEN COMPARED TO LAST SEASON.

2. TOTAL AUCTION WEIGHTED AVERAGE (₹)

	2023-24			2022-23			UPTO SALE - 4		
	SALE - 4	SALE - 3	+/-	SALE - 4	SALE - 3	+/-	2023-24	2022-23	2021-22
CTC	116.68	128.81	-12.13	138.76	137.42	1.34	164.23	178.33	179.02
DUST	120.35	126.23	-5.89	154.10	149.86	4.24	159.92	177.11	168.37
TOTAL	116.95	128.60	-11.65	140.01	138.39	1.62	163.76	178.20	177.82

SOURCE: PARCON INDIA PVT LTD

GUWAHATI MARKET

SALE NO. 04 – SALE OF 25TH JANUARY 2024

1. MARKET DESCRIPTION :

- GOOD DEMAND IN LEAF WHILE DUST WITNESSED SUBDUED DEMAND.
- LEVELS FOR ALL SORTS WERE IRREGULARLY EASIER. SOME CLEANER BLACKER LIQUORING TEAS WITNESSED COMPETITION.
- FANNINGS WERE A WEAK FEATURE.
- THE DUST MARKET FACED A SIMILAR TREND AS LEAF. MEDIUM DUSTS & FIBROUS SECONDARIES FACED REJECTION.
- MAJOR BLENDERS OPERATED. WESTERN INDIA BUYERS WERE SELECTIVE ON LIQUORING SORTS. INTERNAL - ACTIVE AT REDUCED AVERAGES.
- SOME EXPORT ENQUIRY WITNESSED FOR LIQUORING BROKENS.

2. TOTAL AUCTION WEIGHTED AVERAGE (₹)

	2023-24			2022-23			UPTO SALE - 4		
	SALE - 4	SALE - 3	+/-	SALE - 4	SALE - 3	+/-	2023-24	2022-23	2021-22
CTC	128.73	131.83	-3.10	140.15	139.85	0.30	189.37	189.95	184.29
DUST	122.57	127.88	-5.31	142.34	139.33	3.01	184.63	193.34	179.96
TOTAL	127.08	130.83	-3.75	140.68	139.71	0.96	188.05	190.88	183.02

SOURCE: PARCON INDIA PVT LTD





TEA NEWS AROUND THE GLOBE

KOLKATA ORTHODOX / CTC MARKET

SALE NO. 04 – SALE OF 27TH JANUARY 2024

1. MARKET DESCRIPTION :

- GOOD DEMAND.
- THE FEW CLEANER SORTS WERE READILY ABSORBED AT FIRM TO DEARER RATES.
- REMAINDER WERE IRREGULAR AROUND LAST LEVELS.
- STALKIER VARIETIES WERE EASIER FOLLOWING QUALITY.
- EXPORTERS TO THE MIDDLE EAST AND CIS WERE ACTIVE.

	WHOLE LEAF		BROKENS		FANNINGS
	1ST LINE	2ND LINE	LARGER	SMALLER	LEAFY
BEST	NQ	NQ	NQ	NQ	NQ
GOOD	260-300+(N)	250-280+	260-300+	240-280+	120-150+
MEDIUM	210-250(N)	200-240	200-250	180-220+	80-110

1. MARKET DESCRIPTION :

- DEMAND- IMPROVED FOR LEAF AND SUBDUED FOR DUST.
- LEVELS IN LEAF WITNESSED A MARGINAL IMPROVEMENT. EARLIER/ REPRINTED INVOICES WERE WELL COMPETED FOR.
- FANNINGS AND DUST CATEGORY ELICITED LESS ENQUIRY.
- MAJOR BLENDERS CONTINUED TO BE THE MAINSTAY WITH SOME SUPPORT FROM THE OTHER SECTIONS OF THE TRADE.

2. TOTAL AUCTION WEIGHTED AVERAGE (₹)

	2023-24			2022-23			UPTO SALE - 4		
	SALE - 4	SALE - 3	+/-	SALE - 4	SALE - 3	+/-	2023-24	2022-23	2021-22
CTC	136.55	143.39	-6.85	154.38	149.86	4.52	203.21	211.17	205.09
DUST	131.42	146.62	-15.20	158.75	163.24	-4.50	212.82	230.34	209.24
TOTAL	135.33	144.23	-8.90	155.72	153.48	2.24	206.08	216.61	206.26

SOURCE: PARCON INDIA PVT LTD



UPCOMING AUCTION DETAILS

Auction No.	07		06	
Dates	13 th / 14 th February 2024		06 th / 07 th February 2024	
	No. of Lots	Qty – kg	No. of Lots	Qty – kg
Ex-Estate	728	738,559	655	673,273
Main Sale Total	9,176	4,101,436	9,153	4,102,558
High & Medium	1,168	474,432	879	368,166
Low Grown – Leafy	1,754	631,049	1,931	713,605
Low Grown – Semi Leafy	1,437	599,532	1,487	635,127
Low Grown Tippy	2,001	974,271	1,963	961,486
Premium / Flowery	380	57,270	367	58,614
Off Grades	1,947	932,835	2,082	994,220
Dust	489	432,047	444	371,340
Grand Total	9,904	4,839,995	9,808	4,775,831
Reprints	716	365,667	670	319,971
Total No. of Lots on Offer		9,904	9,808	
Total Quantity on Offer (kg)		4,839,995	4,775,831	



SCHEDULED CLOSING DATES

Auction No.	Date of Sale	Ex-Estate	Main Sale
08	19 th / 20 th February 2024	01/02/2024	01/02/2024
09	27 th / 28 th February 2024	08/02/2024	08/02/2024
10	05 th / 06 th March 2024	15/02/2024	15/02/2024

PROMPT DATES

Auction No.	Buyers	Sellers
06	13/02/2024	14/02/2024
07	20/02/2024	21/02/2024
08	26/02/2024	27/02/2024



ORDER OF SALE (SALE NO. 06 – 06TH / 07TH FEBRUARY 2024)

Main Sale Order – 1 (Leafy / Semi Leafy / Tippy / Premium / 1A)	Main Sale Order – 2 (H & M / Off Grade / Dust)	Ex-Estate
LANKA COMMODITY BROKERS LTD	ASIA SIYAKA COMMODITIES PLC.	JOHN KEELLS PLC
FORBES & WALKER TEA BROKERS (PVT) LTD	BARTLEET PRODUCE MARKETING (PVT) LTD	MERCANTILE PRODUCE BROKERS (PVT) LTD
EASTERN BROKERS. LTD.	CEYLON TEA BROKERS PLC	EASTERN BROKERS. LTD.
MERCANTILE PRODUCE BROKERS (PVT) LTD	JOHN KEELLS PLC	ASIA SIYAKA COMMODITIES PLC.
BARTLEET PRODUCE MARKETING (PVT) LTD	EASTERN BROKERS. LTD.	FORBES & WALKER TEA BROKERS (PVT) LTD
CEYLON TEA BROKERS PLC	FORBES & WALKER TEA BROKERS (PVT) LTD	LANKA COMMODITY BROKERS LTD
ASIA SIYAKA COMMODITIES PLC.	MERCANTILE PRODUCE BROKERS (PVT) LTD	BARTLEET PRODUCE MARKETING (PVT) LTD
JOHN KEELLS PLC	LANKA COMMODITY BROKERS LTD	CEYLON TEA BROKERS PLC

[DB : HR / SG]



HOLIDAY NOTICE



We wish to inform all our valued Clients that our Head Office, Sample Room and Stores will be closed for business on the following day.

05th February 2024

Monday

Additional holiday in lieu of Independence Day falling on Sunday.





“

Perfection is not attainable, but if we chase perfection we
can catch excellence.

— Aristotle

”