



TEA MARKET REPORT

JOHN KEELLS PLC

SALE NO. 06 – 06TH / 07TH FEBRUARY 2024



COLOMBO INTERNATIONAL
TEA CONVENTION
2024



Tea
A Lifestyle & A Livelihood

BOOK YOUR SPOT TODAY AND BE A PART OF THE CONVERSATIONS THAT ARE UNLOCKING
THE POTENTIAL OF TEA IN LIFESTYLE AND LIVELIHOOD!

EARLY BIRD REGISTRATIONS NOW OPEN

Deadline 1st March 2024

to register scan QR code or visit our website



www.ceylonteaevents.com

PLATINUM SPONSOR



GOLD SPONSORS



For more information:

+94 773 865 233 | teaconvention@ceylonteaevents.com

ORDER OF SALE (SALE NO. 06 – 06TH / 07TH FEBRUARY 2024)

Main Sale Order – 1 (Leafy / Semi Leafy / Tippy / Premium / 1A)	Main Sale Order – 2 (H & M / Off Grade / Dust)	Ex-Estate
LANKA COMMODITY BROKERS LTD	ASIA SIYAKA COMMODITIES PLC.	JOHN KEELLS PLC
FORBES & WALKER TEA BROKERS (PVT) LTD	BARTLEET PRODUCE MARKETING (PVT) LTD	MERCANTILE PRODUCE BROKERS (PVT) LTD
EASTERN BROKERS. LTD.	CEYLON TEA BROKERS PLC	EASTERN BROKERS. LTD.
MERCANTILE PRODUCE BROKERS (PVT) LTD	JOHN KEELLS PLC	ASIA SIYAKA COMMODITIES PLC.
BARTLEET PRODUCE MARKETING (PVT) LTD	EASTERN BROKERS. LTD.	FORBES & WALKER TEA BROKERS (PVT) LTD
CEYLON TEA BROKERS PLC	FORBES & WALKER TEA BROKERS (PVT) LTD	LANKA COMMODITY BROKERS LTD
ASIA SIYAKA COMMODITIES PLC.	MERCANTILE PRODUCE BROKERS (PVT) LTD	BARTLEET PRODUCE MARKETING (PVT) LTD
JOHN KEELLS PLC	LANKA COMMODITY BROKERS LTD	CEYLON TEA BROKERS PLC



AUCTION DETAILS

Auction No.	06	
Dates	06 th / 07 th February 2024	
	No. of Lots	Qty – kg
Ex Estate	655	673,273
Main Sale Total	9,153	4,102,558
High & Medium	879	368,166
Low Grown - Leafy	1,931	713,605
Low Grown - Semi Leafy	1,487	635,127
Low Grown Tippy	1,963	961,486
Premium / Flowery	367	58,614
Off Grades	2,082	994,220
Dust	444	371,340
Grand Total	9,808	4,775,831
Reprints	670	319,971
Total No. of Lots Offered	9,808	
Total Quantity Offered (kg)	4,775,831	

PROMPT DATES

Auction No.	Buyers	Sellers
06	13/02/2024	14/02/2024

COMMENTS



The Auction averages for the month of January 2024 recorded at Rs.1,275.31, is a decline of Rs.191.45 in comparison to January 2023 which was at Rs.1,466.76. When analyzing the respective elevations, the High Grown recorded an average of Rs.1,090.23 which is a negative variance of Rs.304.8 in comparison to Rs.1,395.03 in January last year. The Medium Grown too recorded a negative variance of Rs.156.53 with an average of Rs.1,086.29 when compared to Rs.1,242.82 in January 2023. Similarly, the Low Grown recorded a negative variance of Rs.152.4 with an average of Rs.1,391.99 in comparison to Rs.1,544.39 in January last year.

The 0.67Mkg of Ex-Estate teas on offer met with irregular demand. Select Best Western High Grown BOPs were firm to dearer following quality, the below best and plainer varieties were tending easier. Select Best Western High Grown BOPFs maintained last levels, the below best and plainer varieties were mostly easier. There were hardly any Nuwara Eliya BOPs on offer, the BOPFs were firm on last levels. Uda Pussellawa BOPs were barely steady, the BOPF were irregularly easier following quality. Uva BOPs appreciated selectively following special inquiry, the BOPFs were firm to irregularly easier. Low Grown CTC BP1s were tending irregular, the High and Medium sorts were firm. Low Grown CTC PF1s commenced easier but subsequently gained momentum, the High and Medium sorts were firm to irregular.

The 2.3Mkg of Low Grown teas on offer met with fair demand. In the Leafy segment, OP / OPAs were firm. OP1s followed a similar trend. BOP1s were selectively dearer. PEKOE /PEKOE1s were lower to last. In the Small Leaf segment, FBOPs were irregularly lower. FBOPF1s were mostly firm. FBOPF varieties met with fair demand. BOPF.SP, BOPF, BOP.SP and BOP grades were irregularly lower to last. Premium Flowery teas were selectively lower.

Turkey, Russia, Iran and the C.I.S countries lent fair support. Libya and Iraq were active.



MARKET DESCRIPTION

Western Teas

Select best BOPs were firm to a little dearer following special inquiry, the below best and plainer sorts declined by Rs.50/- to Rs.100/-. Select best BOPFs were barely steady, below best and plainer sorts declined by Rs.50/- to Rs.100/- on average. Medium BOPs were firm, the BOPFs too were firm to a little irregular at times.

Nuwara Eliya Teas

There were hardly any BOPs on offer, the BOPFs were firm to a little dearer at times.

Uva Teas

Uva BOPs appreciated selectively, the BOPFs were firm to a little irregular. Uda Pussellawa BOPs were barely steady, the BOPFs were irregularly easier.

CTC Teas

Low Grown CTC BP1s were tending irregular, whilst the High and Medium sorts were firm. Low Grown PF1s commenced easier to last week's levels, but appreciated Rs.50/- to Rs.100/- as the sale progressed, the High and Medium sorts were firm to selectively dearer at times.

QUOTATIONS

	BOP – RS.	BOPF – RS.
Good Westerns	1300 – 1550	1300 – 1800
Average Westerns	1160 – 1280	1180 – 1280
Plainer Westerns	980 – 1120	1040 – 1160
Western Mediums	1060 – 2050	840 – 1160
Uva Teas	1240 – 1340	1080 – 1280
Nuwara Eliya Teas	NQ	1360
Uda Pussellawa Teas	890	870 – 1040
CTC (BP1 and PF1)	600 – 1500	680 – 1600





MARKET DESCRIPTION

Low Grown

Select best OP1s were firm on last levels, best types were firm to lower, bolder invoices appreciated by Rs.50/- to Rs.80/- and more towards the end of the sale. All OPs appreciated during the sale. Select best OPAs declined marginally, best and below best types were mostly dearer, secondaries met with irregular demand. Select best BOP1s tended lower, others were mostly dearer. All Pekoe / Pekoe1s met with declining demand.

Select best BOPs were lower to last, best and below best types maintained, secondary types were dearer by Rs.20/- to Rs.50/-. BOP.SP.s and BOPF.SP.s met with fair demand. BOPFs followed a similar trend. Select best and best FBOPF1s were firm however declined as the sale progressed, below best types were firm to dearer, secondary types gained following quality. Select best FBOPs were firm following quality, best and below best types were easier, secondary types were firm. FBOPF varieties were lower to last. All Premium Flowery teas were firm.

Off Grades

Select best and best Fgs1s were firm on last levels, below best and poorer sorts were firm to dearer by Rs.10/- to Rs.20/-. Select best and best BMs maintained on last levels, whilst below best and poorer types were dearer by Rs.20/- to Rs.40/-. Select best and best BPs were dearer by Rs.10/- to Rs.30/-, whilst below best and poorer varieties maintained on last levels. Select best BOP1As maintained on last levels, best types were lower by Rs.80/- to Rs.100/-, below best types were lower by Rs.20/- to Rs.30/-, whilst poorer sorts maintained on last levels.

Dust

Select best and best Dust1s were dearer by Rs.20/- to Rs.40/-, below best and poorer types were firm. Select best high and medium CTC were firm, best and below best types were dearer by Rs.20/- to 40/-. Low Grown Dust / Dust1s were firm.



QUOTATIONS

	Select Best	Best	Below Best	Others
LIQUORING				
DUST-1	1200.00 - 1550.00	1000.00 - 1190.00	750.00 - 990.00	600.00 - 740.00
OFF GRADES				
FGS1	1060.00 - 1160.00	900.00 - 1050.00	780.00 - 890.00	610.00 - 770.00
FGS	920.00 - 1140.00	820.00 - 910.00	680.00 - 810.00	520.00 - 670.00
LOW GROWNS				
FBOPF / FFSP / FFEXSP	5500.00 - 6500.00	3500.00 - 4500.00	2300.00 - 2600.00	1150.00 - 1350.00
BOP	1950.00 - 2100.00	1600.00 - 1700.00	1450.00 - 1500.00	1150.00 - 1200.00
BOPSP	1550.00 - 1850.00	1250.00 - 1450.00	950.00 - 1150.00	750.00 - 850.00
BOPF	1450.00 - 1800.00	950.00 - 1000.00	750.00 - 800.00	700.00 - 750.00
FBOPF1	1900.00 - 2000.00	1750.00 - 1800.00	1500.00 - 1600.00	1200.00 - 1300.00
FBOP	2400.00 - 2800.00	1800.00 - 1900.00	1650.00 - 1700.00	1150.00 - 1200.00
BOP1	2500.00 - 4100.00	1900.00 - 2400.00	1300.00 - 1850.00	900.00 - 1280.00
OP1	3700.00 - 4400.00	2800.00 - 3650.00	1900.00 - 2750.00	750.00 - 1850.00
OP	1650.00 - 1950.00	1550.00 - 1600.00	1360.00 - 1500.00	900.00 - 1340.00
OPA	1500.00 - 2300.00	1340.00 - 1480.00	1200.00 - 1320.00	850.00 - 1180.00
PEKOE	1480.00 - 2400.00	1300.00 - 1460.00	1100.00 - 1280.00	800.00 - 1080.00
PEKOE1	1480.00 - 2300.00	1300.00 - 1460.00	1100.00 - 1280.00	800.00 - 1080.00
DUST / DUST1	1000.00 - 1400.00	800.00 - 990.00	700.00 - 790.00	600.00 - 690.00



EXCHANGE RATES

The average rates currencies quoted on 07th February 2024 at 9.30 a.m. by Commercial Banks in Colombo for Telegraphic Transfers (TT).

Currency	Buy Rate	Sell Rate
USD	308.56	318.68
EURO	330.69	344.61
GBP	387.69	403.29



- **Top Prices**
- **Colombo Auction Averages**
- **All Brokers Private Sale Figures**



TOP PRICES (SALE NO. 06 – 06TH / 07TH FEBRUARY 2024)

WESTERN HIGH			
BOP		Ingestre	1550.00
		Norwood	1550.00
		Wattegodde	1550.00
BOPSP		Wattegodde	1480.00
BOPF/BOPFSP		Robgill	1800.00
FBOP/FBOP1		Somerset	1900.00
FBOPF/FBOPF1	*	St. Andrews	1900.00
BOP1	*	Venture	1750.00
OP/OPA	*	St. Andrews	1650.00
OP1		Bambrakelly	1800.00
PEKOE/PEKOE1		Weddemulla	1700.00

UVA HIGH			
BOP		Bandaraeliya	1340.00
BOPSP		Poonagalla	1200.00
BOPF/BOPFSP	*	Pitaratmalie	1280.00
FBOP/FBOP1		Ellathota Uva	1850.00
FBOPF/FBOPF1		Glenanore	1850.00
		Spring Valley	1850.00
BOP1		Battawatte	1700.00
		Spring Valley	1700.00
OP/OPA		Craig	1340.00
OP1		Ellathota Uva	1650.00
PEKOE/PEKOE1		Ranaya	1600.00

NUWARA ELIYA			
BOP	*	Lovers Leap	1320.00
BOPSP		-	
BOPF/BOPFSP	**	Lovers Leap	1360.00
FBOP/FBOP1		Mahagastotte	1900.00
OP/OPA		Court Lodge	1020.00
PEKOE/PEKOE1		Kenmare	1320.00

WESTERN MEDIUM			
BOP		Harangalla	2050.00
BOPSP		Galgewatta	1800.00
BOPF/BOPFSP		Galgewatta	1380.00
FBOP/FBOP1		Craighead	2550.00
		Harangalla	2550.00
FBOPF/FBOPF1		Ancoombra	2150.00
BOP1		Harangalla	2300.00
OP/OPA	*	Nayapane	1650.00
		Cooroondoowatte	1650.00
		Dartry Valley	1650.00
OP1		Harangalla	1850.00
PEKOE/PEKOE1		New Rothschild	1800.00

UVA MEDIUM			
BOP	*	Halpewatte Uva	1850.00
BOPSP	*	Halpewatte Uva	1650.00
BOPF/BOPFSP	*	El Teb	1260.00
FBOP/FBOP1	*	Sarnia Plaiderie	1950.00
		Dickwella	1950.00
FBOPF/FBOPF1		Tinioya	1850.00
BOP1	*	Demodera 'S'	2000.00
OP/OPA	*	Telbedde	1700.00
OP1		Aruna Passara	1800.00
PEKOE/PEKOE1	*	Demodera 'S'	1750.00

CTC LOW			
PF1		Kalubowitiyana CTC	1600.00
BP1		Ceciliyan CTC	1500.00
BPS	*	Alagalla CTC	1080.00
OF	**	Peakwatta CTC	750.00

UDA PUSSELLAWA			
BOP		Brookside	890.00
BOPSP	*	Ragalla	1140.00
BOPF/BOPFSP	*	Mooloya	1180.00
FBOP/FBOP1		Blairlomond	1750.00
FBOPF/FBOPF1		Delmar	1420.00
BOP1		-	
OP/OPA		Delmar	1380.00
OP1		-	
PEKOE/PEKOE1		Gonapitiya	1280.00

CTC HIGH			
PF1		Dunsinane CTC	1440.00
BP1		Dunsinane CTC	1300.00
BPS		Florence CTC	1260.00
OF		-	

CTC MEDIUM			
PF1		New Peacock CTC	1440.00
BP1		New Peacock CTC	1280.00
BPS	*	Donside CTC	1000.00
OF		-	



TOP PRICES (SALE NO. 06 – 06TH / 07TH FEBRUARY 2024)



LOW			
BOP		New Hopewell	2150.00
BOPSP		Hadigalla	2050.00
BOPF		Hidellana	2050.00
BOPFSP		Parakaduwa	1950.00
FBOP		Sithaka	3100.00
FBOP1		Hidellana	2350.00
FBOPF		Karawita	2200.00
FBOPF1		Pothotuwa	2350.00
		Galatara	2350.00
BOP1		New Vithanakanda	4100.00
		Pothotuwa	4100.00
		Sithaka	4100.00
		Mulatiyana Hills	4000.00
	*	Lumbini	3700.00
OP1		Lumbini	4400.00
		New Vithanakanda	4400.00
OP		Kingsbru	1950.00
		Susantha	1950.00
OPA		Liyonta	2300.00
PEKOE		Lumbini	2400.00
PEKOE1		Nilgiri	2300.00

PREMIUM			
FBOPFSP		New Hopewell	5900.00
FBOPFEXSP		Yalta	6450.00
FBOPFEXSP1		KDU Super	4550.00

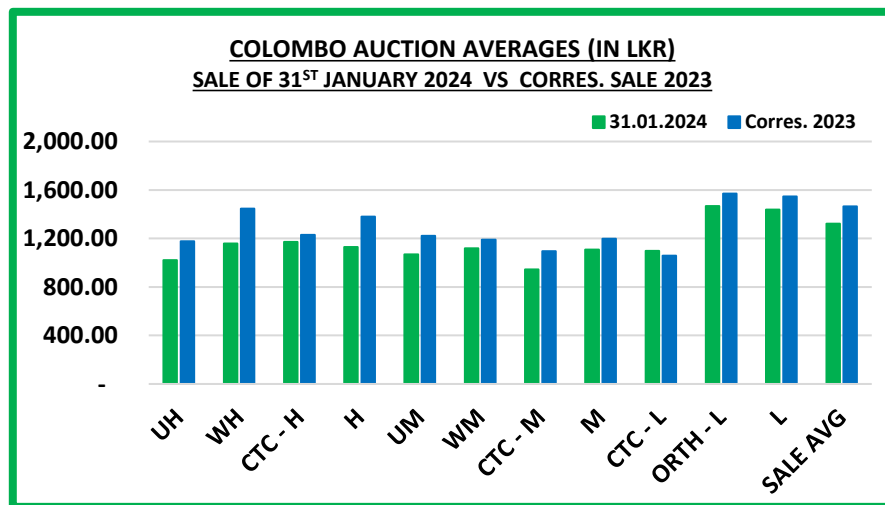
DUST			
DUST1	*	Mattakelle	1550.00
P.DUST	*	Ceciliyan CTC	1360.00
		Kalubowitiyana CTC	1360.00

OFF GRADES			
FNGS/FNGS1	*	Mattakelle	1160.00
PFNGS		Ross Feld CTC	1000.00
	*	Mount Vernon CTC	980.00
BM		Co-op Cola	1500.00
	*	Morawakkorale	1480.00
		Allen Valley	1480.00
		Chandrika Estate	1480.00
BP		Chandrika Estate	1600.00
BOP1A		Aldora	1500.00

**** MORE THAN ONE TOP PRICE OBTAINED**
*** TEAS SOLD BY JOHN KEELLS PLC**
+ ALL TIME RECORD PRICE
++ ALL TIME RECORD PRICE EQUALED

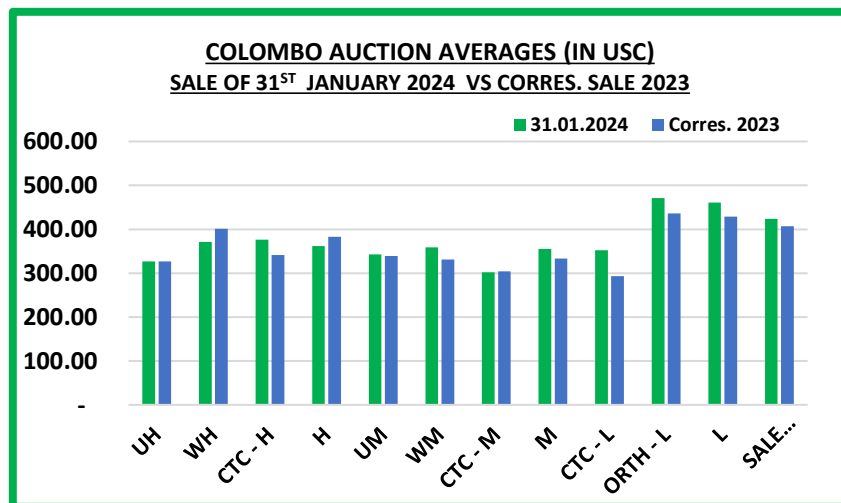


COLOMBO AUCTION AVERAGES



	Sale of 23/01/2024 In LKR	Sale of 31/01/2024 In LKR	Corres. 2023 In LKR
Uva High Grown	1035.75	1020.39	1177.15
Western High Grown	1134.12	1157.35	1445.21
CTC High Grown	1132.02	1172.17	1230.11
Summary of High Grown	1109.45	1129.60	1380.33
Uva Medium Grown	1117.43	1069.93	1222.45
Western Medium Grown	1098.91	1119.39	1191.19
CTC Medium Grown	935.95	943.50	1095.62
Summary of Medium Grown	1103.52	1107.45	1199.40
CTC Low Grown	1058.36	1098.00	1057.28
Orthodox Low Grown	1444.54	1468.43	1571.54
Summary of Low Grown	1416.46	1438.73	1547.57
TOTAL SALE AVERAGE	1308.91	1322.09	1465.21

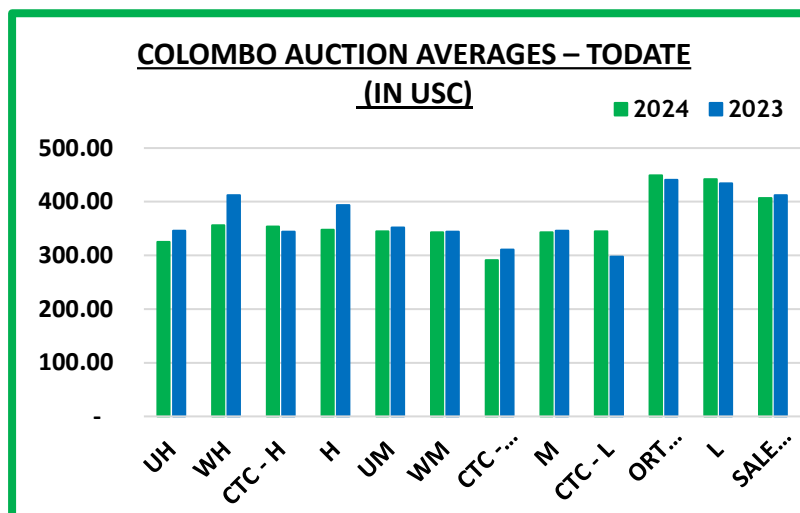
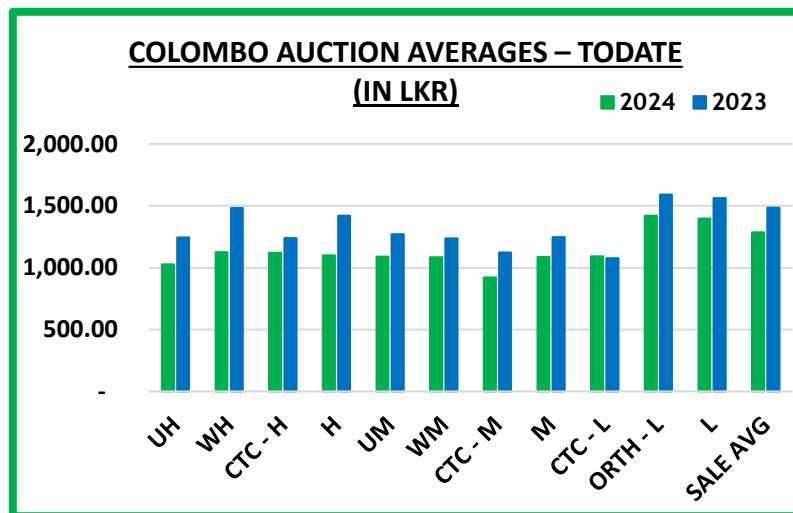
COLOMBO AUCTION AVERAGES



	Sale of 23/01/2024 In USC	Sale of 31/01/2024 In USC	Corres. 2023 In USC
Uva High Grown	329	327	327
Western High Grown	360	371	401
CTC High Grown	359	376	341
Summary of High Grown	352	362	383
Uva Medium Grown	355	343	339
Western Medium Grown	349	359	331
CTC Medium Grown	297	302	304
Summary of Medium Grown	350	355	333
CTC Low Grown	336	352	293
Orthodox Low Grown	459	471	436
Summary of Low Grown	450	461	429
TOTAL SALE AVERAGE	415	424	407



COLOMBO AUCTION AVERAGES



January to Date (Sale No.05)	2024 LKR	2023 LKR	2024 USC	2023 USC
Uva High Grown	1027.19	1245.55	325	346
Western High Grown	1126.33	1483.02	356	412
CTC High Grown	1120.01	1239.62	354	344
Summary of High Grown	1099.46	1419.06	348	394
Uva Medium Grown	1090.35	1269.07	345	352
Western Medium Grown	1083.37	1237.85	343	344
CTC Medium Grown	921.41	1121.90	291	311
Summary of Medium Grown	1085.40	1247.04	343	346
CTC Low Grown	1091.02	1075.22	345	298
Orthodox Low Grown	1419.57	1590.32	449	441
Summary of Low Grown	1397.50	1562.53	442	434
TOTAL SALE AVERAGE	1286.50	1486.10	407	412



COLOMBO AUCTION AVERAGES

FROM 01 ST TO 31 ST JANUARY 2024	LKR
Uva High Grown	1027.77
Western High Grown	1139.34
Summary of High Grown	1109.30
Uva Medium Grown	1088.04
Western Medium Grown	1084.01
Summary of Medium Grown	1085.19
Summary of Low Grown	1395.59
TOTAL SALE AVERAGE	1284.66





NATIONAL ELEVATIONAL AVERAGES

NATIONAL ELEVATIONAL AVERAGES – JANUARY 2024

Elevation	MONTH		TODATE	
	QUANTITY - KG	AVERAGE - RS. / KG	QUANTITY - KG	AVERAGE - RS. / KG
ORTHODOX				
UVA-HIGH	1,378,065	1,020.04	1,378,065	1,020.04
WESTERN-HIGH	3,432,366	1,138.69	3,432,366	1,138.69
UVA-MEDIUM	1,190,162	1,080.37	1,190,162	1,080.37
WESTERN-MEDIUM	2,128,610	1,142.26	2,128,610	1,142.26
LOW	14,693,631	1,422.14	14,693,631	1,422.14
TOTAL	22,822,833	1,311.31	22,822,833	1,311.31
CTC				
UVA-HIGH	104,378	1,111.49	104,378	1,111.49
WESTERN-HIGH	423,383	1,119.27	423,383	1,119.27
WESTERN-MEDIUM	726,216	916.32	726,216	916.32
LOW	1,174,281	1,091.79	1,174,281	1,091.79
TOTAL	2,428,258	1,044.95	2,428,258	1,044.95
OTH/CTC				
UVA-HIGH	1,482,443	1,026.48	1,482,443	1,026.48
WESTERN-HIGH	3,855,749	1,136.55	3,855,749	1,136.55
UVA-MEDIUM	1,190,162	1,080.37	1,190,162	1,080.37
WESTERN-MEDIUM	2,854,826	1,084.78	2,854,826	1,084.78
LOW	15,867,911	1,397.69	15,867,911	1,397.69
TOTAL	25,251,090	1,285.69	25,251,090	1,285.69
GREEN				
UVA-HIGH	44,218	1,134.46	44,218	1,134.46
WESTERN-HIGH	74,690	1,247.80	74,690	1,247.80
UVA-MEDIUM	40,576	1,346.08	40,576	1,346.08
WESTERN-MEDIUM	48,448	1,257.94	48,448	1,257.94
LOW	320	2,219.34	320	2,219.34
TOTAL	208,252	1,246.74	208,252	1,246.74



NATIONAL ELEVATIONAL AVERAGES – Continued;

ORGANIC TEAS				
UVA-HIGH	47,015	1,060.74	47,015	1,060.74
WESTERN-HIGH	450	3,915.00	450	3,915.00
WESTERN-MEDIUM	14,202	1,487.30	14,202	1,487.30
TOTAL	61,667	1,179.81	61,667	1,179.81
SPECIAL TEA				
UVA-HIGH	54	21,351.85	54	21,351.85
WESTERN-HIGH	8,445	2,635.23	8,445	2,635.23
UVA-MEDIUM	39	28,371.79	39	28,371.79
WESTERN-MEDIUM	2,473	1,713.81	2,473	1,713.81
LOW	292	26,972.60	292	26,972.60
TOTAL	11,303	3,240.58	11,303	3,240.58
BLACK TEA SALES FROM REFUSE TEA PROCESSING CENTRES				
UVA-HIGH	87,546	670.60	87,546	670.60
WESTERN-HIGH	214,431	739.98	214,431	739.98
UVA-MEDIUM	10,640	725.53	10,640	725.53
WESTERN-MEDIUM	27,580	651.81	27,580	651.81
LOW	140,843	695.19	140,843	695.19
TOTAL	481,040	708.86	481,040	708.86
COMPOSITE NATIONAL AVERAGES				
HIGH GROWN	5,815,041	1,090.23	5,815,041	1,090.23
MEDIUM GROWN	4,188,946	1,086.29	4,188,946	1,086.29
LOW GROWN	16,009,366	1,391.99	16,009,366	1,391.99
ALL TEA AVERAGE	26,013,352	1,275.31	26,013,352	1,275.31



ALL BROKERS PRIVATE SALE FIGURES (FOR THE PERIOD – 29TH TO 03RD FEBRUARY 2024)

	WEEKLY	TODATE
High & Medium	75,807.50	283,727.40
Low	10,855.00	64,784.50
Green Tea	45,172.00	204,695.00
Organic Tea	3,580.00	16,073.00
BMF	122,195.00	217,903.00
Direct Sales	-	-
Forward Contract	20,000.00	100,000.00





- **Crop and Weather**
- **Crop Figures**
- **Tea News**
- **Circular**

CROP AND WEATHER - FOR THE PERIOD OF – 29TH JANUARY TO 04TH FEBRUARY 2024



Western

Bright mornings with occasional showers were reported in Dickoya and Agarapatana, whilst frost damage was recorded in Talawakelle.



Nuwara Eliya

Kandapola reported frost damage with occasional rainfall, whilst bright mornings with evening showers were experienced in the Nuwara Eliya district.



Uva

Haputale and Lunugala districts experienced bright weather with occasional evening showers, whilst bright weather was recorded throughout the week in Badulla.



Low Grown

Bright weather with occasional showers were recorded in Deniyaya, Rathnapura and Galle districts.



Crop

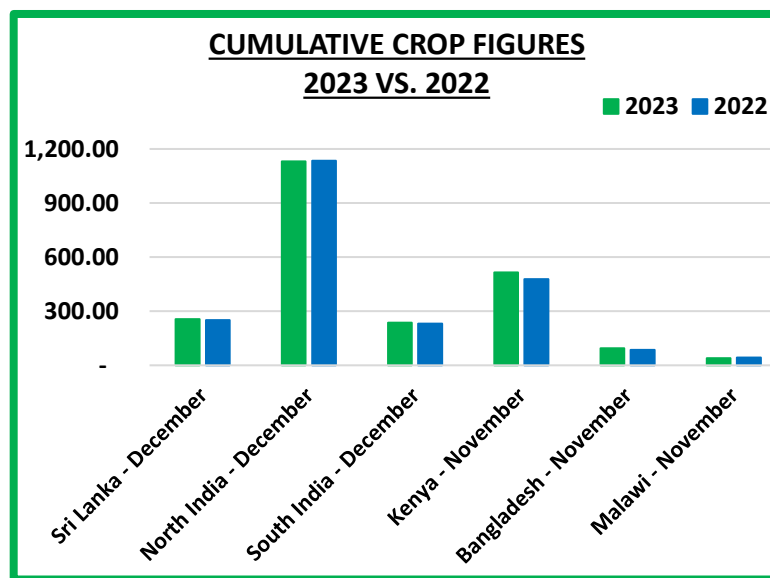
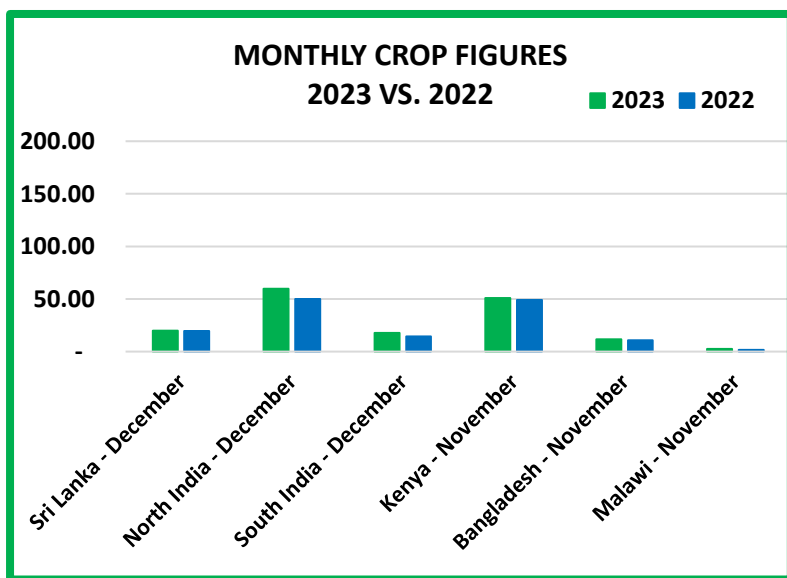
Crop intakes are low.



CROP FIGURES OF MAJOR PRODUCING & EXPORTING COUNTRIES

Country	Month	2023	2022	Cumulative + Inc. / Dec.	Cumulative	2023	2022	Cumulative + Inc. / Dec.
Sri Lanka	December	19.80	19.50	- 0.30	Upto December	256.03	251.49	+ 4.54
North India	December	59.86(E)	50.02	+ 9.84	Upto December	1131.71(E)	1134.54	- 2.83
South India	December	17.66(E)	14.51	+ 3.15	Upto December	235.99(E)	231.82	+ 4.17
Kenya	November	50.90	49.22	+ 1.68	Upto November	515.92	478.13	+ 37.79
Bangladesh	November	11.80	10.80	+ 1.00	Upto November	95.30	86.10	+ 9.20
Malawi	November	2.60	1.60	+ 1.00	Upto November	39.32	43.13	- 3.81

(E) - Estimated



TEA NEWS AROUND THE GLOBE

MOMBASA MARKET

SALE NO. 06 – SALE OF 05TH & 06TH FEBRUARY 2024

There was fair but irregular general demand for the 300,600 packages (20,121,954.00 kilos) offer with 49.79% neglected.

OFFERINGS

Leaf Grades	-	180,320 packages (11,796,837.00 kilos) – 58.77% unsold.
Dust Grades	-	92,560 packages (6,912,167.00 kilos) – 43.91% unsold.
Secondary Grades	-	27,720 packages (1,412,950.00 kilos) – 10.97% unsold.

MARKETS

Egyptian Packers lent strong support with maintained interest from **Pakistan Packers, Bazaar, Yemen, other Middle Eastern countries** and **Afghanistan**. **UK** were active but selective while **Kazakhstan** and **other CIS states** showed more selective enquiry. **Local Packers** improved support while **South Sudan** reduced activity. **Russia, Iran** and **Sudan** were quiet with **Somalia** maintaining support at the lower end of the market.

LEAF GRADES (M2)

BP1:

Best – Irregular with some lines advancing by up to USC30 while others eased by up to USC32 and select invoices were discounted by USC43 and USC64.

Brighter – Steady to USC20 dearer.

Mediums – KTDA mediums were firm at previous levels with a number of lines neglected while plantation mediums varied between steady to USC8 dearer to easier by up to USC20.

Lower Medium – Ranged between USC10 dearer to easier by up to USC12.

Plainer – Were irregular varying between firm to USC20 above last prices to easier by up to USC25.

PF1:

Best – Were irregular and ranged between steady to USC38 dearer and some invoices appreciated by USC73 to USC24 easier with select teas discounted by USC71.

Brighter – Firm to easier by up to USC15 with a few lines appreciating by up to USC7.

Mediums – KTDA mediums were steady to USC4 dearer to easier by up to USC6 while plantation mediums ranged between firm to USC8 dearer to easier by up to USC10.

Lower Medium – Irregular varying between USC10 dearer with selected tea gaining USC30 to USC14 below last levels.

Plainer – Irregularly easier by up to USC20 but a few lines appreciated by up to USC7.

DUST GRADES (M1)

PDUST:

Best – Were irregular and varied between firm to USC27 dearer to easier by up to USC30.

Brighter – Ranged between steady to USC13 dearer with select lines advancing by USC24 to USC14 below previous levels.

Mediums – KTDA mediums were firm to USC6 dearer to easier by up to USC3 while plantation mediums appreciated by up to USC18 but some teas shed up to USC13.

Lower Medium – Irregular varying between USC12 dearer to easier by up to USC15.

Plainer – Were irregular ranging between steady to USC24 above last prices with select invoices gaining up to USC40 to easier by up to USC18.



TEA NEWS AROUND THE GLOBE



MOMBASA MARKET – Continued ;

DUST1:

Best – Saw reduced competition at steady to USC25 below previous rates .

Brighter – Were firm to irregularly easier by up to USC39.

Mediums – KTDA mediums ranged between steady to USC8 dearer to easier by a similar margin with select teas discounted by USC18. Plantation mediums appreciated by up to USC12 with select lines advancing by USC30 and USC37 but some teas lost up to USC17.

Lower Medium – Varied between firm to USC10 above last prices and select invoices were dearer by USC48 to easier by up to USC16.

Plainer – Ranged between steady to USC20 dearer to easier by up to USC13.

SECONDARY GRADES (S1)

In the Secondary Catalogues, best **BPs** gained while others held value with **PFs** dearer. Clean well sorted coloury **Fannings** were steady with **similar DUSTs** firm. **Other Fannings** appreciated while **DUSTs** held value. **BMFs** were readily absorbed.

QUOTATIONS	BROKENS	FANNINGS
Best	255 – 456	312 – 470
Good	255 – 278	300 – 336
Good Medium	255 – 279	290 – 318
Medium (KTDA)	250	217 – 282
Medium (Plantations)	110 – 210	110 – 231
Lower Medium	100 – 158	089 – 178
Plainer	072 – 125	040 – 120

AUCTION	KENYA 2023 \$	KENYA 2024 \$	TOTAL 2023 \$	TOTAL 2024 \$
04	2.22	2.20	2.05	2.04
05	2.21	2.25	2.03	2.13
06	2.26	2.26	2.10	2.10

SOURCE : AFRICA TEA BROKERS LTD.



TEA NEWS AROUND THE GLOBE



CHITTAGONG MARKET

SALE NO. 41 – 05TH FEBRUARY 2024

CTC LEAF: 50,109 packages of tea on offer met with a good demand at irregular rates.

BROKENs: Good sized clean Brokenes were a strong feature and were dearer often by upto Tk.5/- and more. Mediums met with a fairly good market but were often a little easier. Plain teas saw a little less interest and prices were a touch easier. There were several withdrawals in this categories. BLF teas witnessed a little more interest and were about steady.

FANNINGS: A few clean Fannings were in strong demand and were often dearer following competition. Other varieties witnessed good demand and were about steady to a touch easier. However, there were withdrawals in these categories. Plain teas met with fair demand and sold in line with quality. However, there were some withdrawals. BLF teas witnessed a little more interest and were about steady.

DUST: 16,249 packages of tea on offer met with fair demand. Good liquoring Dusts sold well at easier prices. Mediums were again an easier market with some withdrawals. Plain and BLF Dusts remained difficult of sale with heavy withdrawals. Blenders were fairly active whilst Loose tea buyers were selective.

COMMENTS: Blenders continued to be active but competition was not as intense as in the previous week. Loose tea buyers lent fair support but were slightly selective. As a result, withdrawals were more than previous week.

Dusts were an easier market.

Our catalogue: (Sale 41) Avg: Tk 160.65, Sold 64.24% , (Sale 40) Avg: Tk 153.52 , Sold 71.07 %.

Quotations – This Week – (In Taka)

Brokenes	This Week	Last Week	Fannings	This week	Last Week	Dust	This week	Last Week
Best	210-225 nom	210-225	Best	210-220	215-230	PD	92-250	85-248
Good	190-200	190-205	Good	185-195	190-200	RD	80-225	70-239
Good Med	170-180	170-180	Good Med	170-180	175-185	D	67-274	75-255
Medium	145-155	150-160	Medium	145-155	150-160	CD	135-330	100-305
Plain	80-120	85-115	Plain	80-120	85-115	BLF	60-140	81-132
BLF	80-120	75-120	BLF	80-120	75-120			

Exchange Rates 05th February 2024 Sterling Pound: Tk. 137.7654, dollar: Tk. 109.5000

SOURCE : NATIONAL BROKERS LTD



TEA NEWS AROUND THE GLOBE



SILIGURI MARKET

SALE NO. 05 – SALE OF 03RD FEBRUARY 2024

1. MARKET DESCRIPTION :

- DEMAND - GOOD FOR LEAF AND ONLY FAIR FOR DUST.
- PRICES EASED AND WHILST REPRINTS WERE WELL RECEIVED, PLAINER SORTS IN THE DUST CATEGORY WERE DISCOUNTED/WITNESSED OUTLOTS.
- DOMESTIC TRADE WAS THE MAINSTAY WITH LUKEWARM SUPPORT FROM TRADITIONAL BLENDERS. EXPORTERS WERE RATHER SELECTIVE.

2. TOTAL AUCTION WEIGHTED AVERAGE (₹)

	2023-24			2022-23			UPTO SALE - 5		
	SALE - 5	SALE - 4	+/-	SALE - 5	SALE - 4	+/-	2023-24	2022-23	2021-22
CTC	121.42	116.68	4.74	131.83	138.76	-6.93	162.97	177.38	178.36
DUST	122.01	120.35	1.66	139.05	154.10	-15.06	159.11	176.15	167.76
TOTAL	121.47	116.95	4.52	132.78	140.01	-7.23	162.55	177.25	177.16

SOURCE: PARCON INDIA PVT LTD

GUWAHATI MARKET

SALE NO. 05 – SALE OF 01ST FEBRUARY 2024

1. MARKET DESCRIPTION :

- GOOD DEMAND.
- ALL SORTS TENDED EASIER IN LINE WITH QUALITY. SELECT BOLDER BROKENS AND REPRINTED TEAS CONTINUE TO ELICIT BETTER ENQUIRY.
- MAJOR BLENDERS OPERATED SELECTIVELY WITH ACTIVE PARTICIPATION FROM INTERNAL BUYERS.
- WESTERN INDIA OPERATED ON SELECT QUALITY LINES.
- EXPORTERS SHOWED INTEREST ON BOLDER BROKENS.

2. TOTAL AUCTION WEIGHTED AVERAGE (₹)

	2023-24			2022-23			UPTO SALE - 5		
	SALE - 5	SALE - 4	+/-	SALE - 5	SALE - 4	+/-	2023-24	2022-23	2021-22
CTC	126.81	128.73	-1.91	139.89	140.15	-0.25	188.29	189.45	184.01
DUST	121.61	122.57	-0.96	146.95	142.34	4.61	183.49	192.93	179.60
TOTAL	125.31	127.08	-1.78	141.68	140.68	1.00	186.95	190.40	182.72

SOURCE: PARCON INDIA PVT LTD





TEA NEWS AROUND THE GLOBE

KOLKATA ORTHODOX / CTC MARKET

SALE NO. 05 – SALE OF 02ND FEBRUARY 2024

1. MARKET DESCRIPTION :

- GOOD DEMAND.
- THE FEW CLEANER SORTS ON OFFER SOLD AT FULLY FIRM TO DEARER RATES FOLLOWING COMPETITION.
- REMAINDER MAINTAINED LAST LEVELS. HOWEVER, THE STALKIER VARIETIES WERE IRREGULAR AND AT TIMES EASIER FOLLOWING QUALITY.
- EXPORTERS TO THE MIDDLE EAST AND CIS WERE ACTIVE.

	WHOLE LEAF		BROKENS		FANNINGS
	1ST LINE	2ND LINE	LARGER	SMALLER	LEAFY
BEST	NQ	NQ	NQ	NQ	NQ
GOOD	NQ	270-300+(N)	270-300(N)	240-270(N)	120-150+(N)
MEDIUM	230-270+(N)	200-250+	200-250+	180-220+	80-110+

1. MARKET DESCRIPTION :

- DEMAND - FAIR FOR BOTH CATEGORIES.
- ALL ASSAM AND DOOARS TENDED EASIER FOLLOWING QUALITY, EXCLUDING COMMON/PLAINER DOOARS WHICH SOLD AT LAST LEVELS.
- EARLIER INVOICES CONTINUE TO ELICIT BETTER PARTICIPATION.
- MAJOR BLENDERS WERE THE MAINSTAY WITH SOME SUPPORT FROM OTHER SECTIONS OF THE TRADE.

2. TOTAL AUCTION WEIGHTED AVERAGE (₹)

	2023-24			2022-23			UPTO SALE - 5		
	SALE - 5	SALE - 4	+/-	SALE - 5	SALE - 4	+/-	2023-24	2022-23	2021-22
CTC	135.43	136.55	-1.12	152.88	154.38	-1.51	201.61	209.46	203.95
DUST	126.84	131.42	-4.58	145.76	158.75	-12.99	211.23	228.17	207.45
TOTAL	133.18	135.33	-2.16	150.88	155.72	-4.84	204.47	214.77	204.94

SOURCE: PARCON INDIA PVT LTD



UPCOMING AUCTION DETAILS

Auction No.	08		07	
Dates	19 th / 20 th February 2024		13 th / 14 th February 2024	
	No. of Lots	Qty – kg	No. of Lots	Qty – kg
Ex-Estate	727	722,626	728	738,559
Main Sale Total	8,784	3,922,366	9,176	4,101,436
High & Medium	1,104	468,627	1,168	474,432
Low Grown – Leafy	1,642	582,862	1,754	631,049
Low Grown – Semi Leafy	1,403	588,766	1,437	599,532
Low Grown Tippy	1,927	925,924	2,001	974,271
Premium / Flowery	360	52,251	380	57,270
Off Grades	1,885	888,956	1,947	932,835
Dust	463	414,980	489	432,047
Grand Total	9,511	4,644,992	9,904	4,839,995
Reprints	769	356,343	716	365,667
Total No. of Lots on Offer		9,511	9,904	
Total Quantity on Offer (kg)		4,644,992	4,839,995	



SCHEDULED CLOSING DATES

Auction No.	Date of Sale	Ex-Estate	Main Sale
09	27 th / 28 th February 2024	08/02/2024	08/02/2024
10	05 th / 06 th March 2024	15/02/2024	15/02/2024
11	12 th / 13 th March 2024	22/02/2024	22/02/2024

PROMPT DATES

Auction No.	Buyers	Sellers
07	20/02/2024	21/02/2024
08	26/02/2024	27/02/2024
09	05/03/2024	06/03/2024



ORDER OF SALE (SALE NO. 07 – 13TH / 14TH FEBRUARY 2024)

Main Sale Order – 1 (Leafy / Semi Leafy / Tippy / Premium / 1A)	Main Sale Order – 2 (H & M / Off Grade / Dust)	Ex-Estate
FORBES & WALKER TEA BROKERS (PVT) LTD	BARTLEET PRODUCE MARKETING (PVT) LTD	ASIA SIYAKA COMMODITIES PLC.
MERCANTILE PRODUCE BROKERS (PVT) LTD	CEYLON TEA BROKERS PLC	BARTLEET PRODUCE MARKETING (PVT) LTD
BARTLEET PRODUCE MARKETING (PVT) LTD	JOHN KEELLS PLC	MERCANTILE PRODUCE BROKERS (PVT) LTD
EASTERN BROKERS. LTD.	EASTERN BROKERS. LTD.	JOHN KEELLS PLC
CEYLON TEA BROKERS PLC	FORBES & WALKER TEA BROKERS (PVT) LTD	LANKA COMMODITY BROKERS LTD
ASIA SIYAKA COMMODITIES PLC.	MERCANTILE PRODUCE BROKERS (PVT) LTD	CEYLON TEA BROKERS PLC
JOHN KEELLS PLC	LANKA COMMODITY BROKERS LTD	EASTERN BROKERS. LTD.
LANKA COMMODITY BROKERS LTD	ASIA SIYAKA COMMODITIES PLC.	FORBES & WALKER TEA BROKERS (PVT) LTD

[DB : HR / SG]



COLOMBO TEA TRADERS' ASSOCIATION

THE OFFICE OF THE CTTA, NO. 50, NAVAM MAWATHA, COLOMBO 02.
TELEPHONE: 011 5588848, 5588849; E-MAIL ; HEMARATNE@CTTA.LK / NISANSALA@CTTA.LK

CIRCULAR NO. 08 OF 2024

FEBRUARY 02, 2024

E-AUCTION COMPANY AND USER RENEWALS 2024

We refer to our Circular CTTA/34 of 20th December 2023.

We are pleased to inform you that the Digital, Company & User Registration Renewals for the year 2024 is now open.

Annexed are the following;

1. Instructions page
2. User Manual
3. YouTube video tutorials

As per the 2023 registrations, access will be granted to the following users (roles) to renew company and user registrations for 2024.

Buyer	Seller	Broker
Buyer Authorizer	Seller Admin	Broker Authorizer
Buyer Admin		Broker Admin

In the event, you need to grant access to person/s in place of users declared in the 2023 registrations under the above roles, please communicate with the Office of the CTTA with nomination/s, so that action could be taken to grant such nominees the access.

Please note that the renewal of registrations for the year 2024, needs to be completed on the e-Auction platform, on or before 31st March 2024.

OFFICE OF THE CTTA
THE COLOMBO TEA TRADERS' ASSOCIATION





“Do the difficult things while they are easy and do the great things while they are small. A journey of a thousand miles must begin with a single step.

– Lao Tzu”