



TEA MARKET REPORT

JOHN KEELLS PLC

SALE NO.06 – 07TH / 08TH FEBRUARY 2023

ORDER OF SALE (SALE NO. 06 – 07TH / 08TH FEBRUARY 2023)

Main Sale Order – 1 (Leafy / Semi Leafy / Tippy / Premium / 1A)	Main Sale Order – 2 (H & M / Off Grade / Dust)	Ex-Estate
MERCANTILE PRODUCE BROKERS (PVT) LTD	ASIA SIYAKA COMMODITIES PLC.	JOHN KEELLS PLC
BARTLEET PRODUCE MARKETING (PVT) LTD	BARTLEET PRODUCE MARKETING (PVT) LTD	ASIA SIYAKA COMMODITIES PLC.
FORBES & WALKER TEA BROKERS (PVT) LTD	CEYLON TEA BROKERS PLC	BARTLEET PRODUCE MARKETING (PVT) LTD
CEYLON TEA BROKERS PLC	JOHN KEELLS PLC	FORBES & WALKER TEA BROKERS (PVT) LTD
EASTERN BROKERS. LTD.	EASTERN BROKERS. LTD.	CEYLON TEA BROKERS PLC
ASIA SIYAKA COMMODITIES PLC.	FORBES & WALKER TEA BROKERS (PVT) LTD	EASTERN BROKERS. LTD.
JOHN KEELLS PLC	MERCANTILE PRODUCE BROKERS (PVT) LTD	MERCANTILE PRODUCE BROKERS (PVT) LTD
LANKA COMMODITY BROKERS LTD	LANKA COMMODITY BROKERS LTD	LANKA COMMODITY BROKERS LTD



AUCTION DETAILS

Auction No.	06	
Dates	07 th / 08 th February 2023	
	No. of Lots	Qty – kg
Ex Estate	587	590,414
Main Sale Total	8,699	3,966,903
High & Medium	968	407,846
Low Grown - Leafy	1,684	616,908
Low Grown - Semi Leafy	1,342	569,789
Low Grown Tippy	1,952	985,900
Premium / Flowery	366	56,972
Off Grades	1,967	950,584
Dust	420	378,904
Grand Total	9,286	4,557,317
Reprints	577	304,021
Total No. of Lots Offered	9,286	
Total Quantity Offered (kg)	4,557,317	

PROMPT DATES

Auction No.	Buyers	Sellers
06	14/02/2023	15/02/2023



COMMENTS



The Auction averages for the month of January 2023 recorded at Rs.1,466.76 is an increase of Rs.762.09 in comparison to January 2022 which was at Rs.704.67. When analyzing the respective elevations, the High Grown recorded an average of Rs.1,395.03 which is a positive variance of Rs.714.47 in comparison to Rs.680.56 in January 2022. The Medium Grown too recorded a positive variance of Rs.616.09 with an average of Rs.1,242.82 when compared to Rs.626.73 in January last year. Similarly, a positive variance of Rs.810.70 was also recorded in the Low Grown with an average of Rs.1,544.39 in comparison to Rs.733.69 in January 2022.

The 0.6Mkg of Ex estate teas on offer met with fair demand. Select Best Western High Grown BOPs appreciated following quality and special inquiry. The below best and plainer varieties were firm to easier at times with some invoices remaining unsold. Select Best Western High Grown BOPFs gained following quality and special inquiry, the below best and plainer varieties were firm to easier at times as the sale progressed. Nuwara Eliya BOPs/ BOPFs were irregular with some invoices remaining unsold. Uda Pussellawa BOPs were tending easier, the BOPF's were firm to irregular following quality. Uva BOPs were firm to lower at times, however the BOPFs were tending irregular following quality. Low grown CTC BP1s were dearer, the High and Medium sorts were irregularly dearer. Low Grown CTC PF1s were mostly firm on last levels, the High and Medium sorts were a little dearer at times.

The 2.2Mkg of Low Grown teas which were on offer met with fair demand. In the Leafy segment, OPA's were irregularly dearer, OPs were mostly firm. OP1s were selectively dearer. In the Semi Leafy segment, BOP1s were lower to last. Pekoe varieties declined sharply. Pekoe1s were irregularly lower. In the Small Leaf segment, FBOPs were lower to last. FBOPF/FF1 varieties continued to experience lower demand. BOPF.SP, BOPF, BOP.SP and BOP grades too met with lower interest. Premium Flowery teas were lower.

Turkey, Russia and the C.I.S countries lent fair support. Iran was very selective. Libya and Iraq were active.



MARKET DESCRIPTION

Western Teas

Select best BOPs were dearer following quality and special inquiry, the below best and plainer varieties were tending easier by Rs.50/- to Rs.100/- with some invoices remaining unsold. Select best BOPFs gained following quality and special inquiry, the below best and plainer varieties were firm to a little easier as the sale progressed. Medium BOPs were marginally dearer, the BOPFs declined by Rs.50/- on average.

Nuwara Eliya Teas

BOP/ BOPFs were tending irregular with some invoices remaining unsold.

Uva Teas

Uva BOPs were firm, the BOPFs were tending irregular. Uda Pussellawa BOPs were easier, the BOPFs were irregular following quality.

CTC Teas

Low Grown CTC BP1s were firm to Rs.50/- to Rs.100/- dearer, the High and Medium sorts followed a similar trend. Low Grown PF1s were firm, the High and Medium sorts were firm to a little dearer at times.

QUOTATIONS

	BOP – RS.	BOPF – RS.
Good Westerns	1700 – 2050	1700 – 1900
Average Westerns	1460 – 1600	1550 – 1650
Plainer Westerns	1200 – 1450	1300 – 1500
Western Mediums	950 – 2150	1000 – 1080
Uva Teas	1160 – 1550	1180 – 1550
Nuwara Eliya Teas	1240 – 1500	NQ
Uda Pussellawa Teas	1080 – 1180	1060 – 1480
CTC (BP1 and PF1)	900 – 1440	760 – 1900





MARKET DESCRIPTION

Low Grown

Select best wiry OP1s met with good demand, invoices in the best category too were firm to dearer, below best and secondaries however shed marginally. Well-made OPs along with the clean reducers were firm to occasional dearer. OPAs too followed a similar market as OPs. A few select best BOP1s gained from last levels, other better twisted BOP1s along with the bolder invoices were easier. Well-made Pekoes along with the heavy bold Pekoe invoices were easier by Rs.50/- and more at times, secondaries too followed a similar trend. Shotty Pekoe1s were firm to marginally easier, secondaries declined from last levels.

Select best and best BOPs were lower to last by Rs.30/- to Rs.50/- with lower demand, below best types too were lower by Rs.20/- to Rs.30/-, secondary types were firm. BOP.SP.s and BOPF.SP.s met with lower demand. BOPFs followed a similar trend. Select best and best FBOPOF1s were lower by Rs.50/- to Rs.60/-, below best FBOPF1s too were lower by Rs.30/- to Rs.40/-, secondaries were firm. Well-made FBOPs in the select best category were firm, best and below best types were lower by Rs.50/- to Rs.60/- and more following quality, secondaries were firm. FBOPF varieties met with lower demand. All Premium Flowery teas were lower by Rs.50/- to Rs.100/- and more following quality.

Off Grades

Select best FGS1s were firm to dearer by Rs.10/-, others were firm. Select best BMs declined by Rs.20/- to Rs.40/-, others were firm on last levels. Select best and best BPs declined by Rs.40/- to Rs.60/-, below best and poorer types declined by Rs.20/- to Rs.40/-. Select best BOP1As were lower by Rs.60/- to Rs.80/- whilst best BOP1As were lower by Rs.20/- to Rs.40/- and more at times, below best and poorer sorts maintained on last levels.

Dust

Select best and best Dust1s appreciated by Rs.10/- to Rs.15/-, below best and poorer sorts were dearer by Rs.10/-. High and Medium CTCs appreciated Rs.10/- to Rs.15/-. Low Grown CTCs appreciated by Rs.10/- to Rs.15/-. Low Grown Dust/Dust1s were firm to dearer by Rs.10/- to Rs.15/-.



QUOTATIONS

	Select Best	Best	Below Best	Others
LIQUORING				
DUST-1	1750.00 - 2050.00	1600.00 - 1740.00	1500.00 - 1590.00	1200.00 - 1490.00
OFF GRADES				
FGS1	1420.00 - 1480.00	1350.00 - 1410.00	900.00 - 1340.00	640.00 - 890.00
FGS	950.00 - 1100.00	860.00 - 940.00	750.00 - 850.00	500.00 - 740.00
LOW GROWNS				
FBOPF / FFSP / FFEXSP	3600.00 - 7650.00	2800.00 - 3400.00	1800.00 - 2600.00	1000.00 - 1700.00
BOP	2100.00 - 2750.00	1500.00 - 2000.00	1100.00 - 1400.00	850.00 - 1050.00
BOPSP	2000.00 - 2600.00	1500.00 - 1900.00	1100.00 - 1400.00	850.00 - 1050.00
BOPF	1800.00 - 2450.00	1300.00 - 1700.00	900.00 - 1200.00	700.00 - 820.00
FBOPF1	2000.00 - 2450.00	1700.00 - 1950.00	1400.00 - 1600.00	800.00 - 1350.00
FBOP	2200.00 - 3000.00	1700.00 - 2150.00	1400.00 - 1700.00	900.00 - 1200.00
BOP1	2600.00 - 3350.00	1850.00 - 2400.00	1400.00 - 1550.00	1100.00 - 1300.00
OP1	2750.00 - 3500.00	2350.00 - 2550.00	1850.00 - 2100.00	1350.00 - 1600.00
OP	1950.00 - 2400.00	1800.00 - 1950.00	1650.00 - 1800.00	1000.00 - 1550.00
OPA	1800.00 - 2250.00	1600.00 - 1750.00	1350.00 - 1600.00	800.00 - 1250.00
PEKOE	2000.00 - 2900.00	1850.00 - 1950.00	1600.00 - 1800.00	1000.00 - 1400.00
PEKOE1	2100.00 - 2700.00	1850.00 - 2050.00	1650.00 - 1800.00	1100.00 - 1400.00
DUST / DUST1	1000.00 - 1460.00	800.00 - 990.00	700.00 - 790.00	650.00 - 690.00



- **Top Prices**
- **Colombo Auction Averages**
- **National Elevational Averages**
- **All Brokers Private Sale Figures**



TOP PRICES (SALE NO. 06 – 07TH / 08TH FEBRUARY 2023)



WESTERN HIGH			
BOP		Holyrood	2050.00
BOPSP		Somerset	1700.00
BOPF/BOPFSP		Somerset	1900.00
FBOP/FBOP1		Torrington	1650.00
FBOPF/FBOPF1	*	St Andrews	1550.00
		Frotoft Super	1550.00
BOP1		Inverness	1600.00
OP/OPA		Torrington	1800.00
OP1	*	Venture	1750.00
PEKOE/PEKOE1		Frotoft Super	2000.00

WESTERN MEDIUM			
BOP		Harangalla	2150.00
BOPSP	*	Nayapane	1500.00
BOPF/BOPFSP		Uplands	1400.00
FBOP/FBOP1		Craighead	2200.00
		Doombagastalawa	2200.00
FBOPF/FBOPF1		Dartry Valley	1850.00
BOP1		Harangalla	1800.00
OP/OPA		New Fernland	1700.00
		Dartry Valley	1700.00
OP1		Craighead	2000.00
PEKOE/PEKOE1		Harangalla	2300.00

UDA PUSSELLAWA			
BOP		Ragalla	1180.00
BOPSP		Delmar	1240.00
BOPF/BOPFSP		Kirklees	1480.00
FBOP/FBOP1		Alma	1600.00
FBOPF/FBOPF1		Alma	1550.00
BOP1		Delmar	1700.00
OP/OPA		Alma	1550.00
		Gampaha	1550.00
OP1		Delmar	1100.00
PEKOE/PEKOE1		Gampaha	2100.00

UVA HIGH			
BOP		Aislaby	1500.00
BOPSP		Ranaya	1480.00
BOPF/BOPFSP		Bandaraeliya	1550.00
FBOP/FBOP1		Ranaya	1900.00
FBOPF/FBOPF1		Glenanore	1700.00
BOP1		Spring Valley	1500.00
OP/OPA		Craig	1700.00
OP1		Uvakellie	1800.00
PEKOE/PEKOE1		Ampittiakande	2000.00
		Craig	2000.00
		Glenanore	2000.00

UVA MEDIUM			
BOP	*	Halpewatte Uva	1650.00
BOPSP	*	Demodera 'S'	1160.00
BOPF/BOPFSP	*	El Teb	1550.00
		Dickwella	1550.00
FBOP/FBOP1		Halpewatta Uva	2150.00
FBOPF/FBOPF1	*	Sarnia Plaiderie	1550.00
		Glen Alpin	1550.00
BOP1		Misty-Uva	1750.00
OP/OPA		Glen Alpin	1750.00
OP1		High Spring	1700.00
PEKOE/PEKOE1	*	Telbedde	2150.00
		Dickwella	2150.00

CTC HIGH			
PF1	**	Dunsinane CTC	1340.00
BP1		-	
BPS		-	
OF		-	

CTC MEDIUM			
PF1		Rothschild CTC	1380.00
BP1	*	Delta CTC	1380.00
BPS	*	Donside CTC	1160.00
OF		-	

NUWARA ELIYA			
BOP	*	Lovers Leap	1500.00
BOPSP		-	
BOPF/BOPFSP		-	
FBOP/FBOP1		Mahagastotte	2050.00
OP/OPA		-	
PEKOE/PEKOE1	*	Lovers Leap	1750.00

CTC LOW			
PF1		Kalubowitiyana CTC	1900.00
BP1		Ceciliyan CTC	1440.00
BPS	*	Canora CTC	940.00
OF		-	-



TOP PRICES (SALE NO. 06 – 07TH / 08TH FEBRUARY 2023)



LOW			
BOP		Pothotuwa	2750.00
BOPSP		Rumassala Hills	2600.00
BOPF		Sithaka	2450.00
BOPFSP		Kiruwanaaganga	2700.00
FBOP		Sithaka	3000.00
FBOP1		Gangaboda	2050.00
FBOPF		Sirimewana	2400.00
		Gunawardana	2400.00
FBOPF1		Wathurawila	2450.00
BOP1	*	Ceciliyan	3350.00
		Sithaka	3350.00
OP1		Lumbini	3500.00
OP		Galatara	2400.00
OPA		A C U Super	2250.00
PEKOE		Liyonta	2900.00
PEKOE1		A C U Super	2700.00

PREMIUM			
FBOPFSP		Wikiliya	5050.00
FBOPFEXSP		Lickra	7650.00
FBOPFEXSP1		Brombil	6950.00

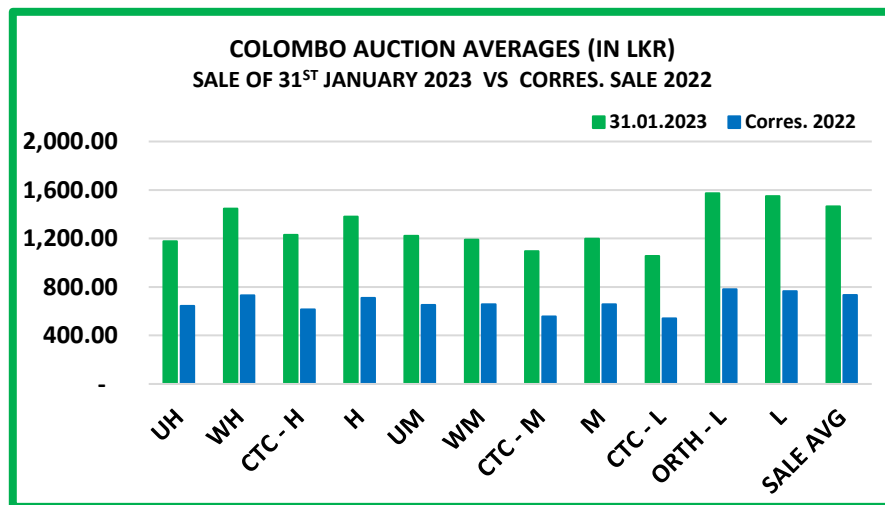
DUST			
DUST1	*	Mattakelle	2050.00
P.DUST	*	Ceciliyan CTC	1950.00

OFF GRADES			
FNGS/FNGS1		Shannon	1480.00
		Forest Creek	1480.00
		Holyrood	1480.00
		Somerset	1480.00
		Dessford	1480.00
PFNGS	**	Hingalgoda CTC	1460.00
BM		Wathurawila	1500.00
BP		Maratenne	1400.00
		Liyonta	1400.00
BOP1A		Aldora	1750.00

**** MORE THAN ONE TOP PRICE OBTAINED**
*** TEAS SOLD BY JOHN KEELLS PLC**
+ ALL TIME RECORD PRICE
++ ALL TIME RECORD PRICE EQUALED



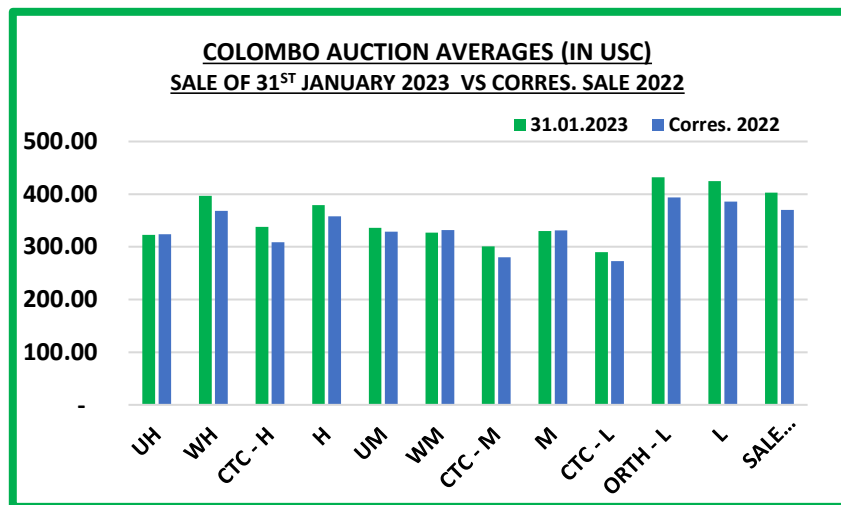
COLOMBO AUCTION AVERAGES



	Sale of 25/01/2023 In LKR	Sale of 31/01/2023 In LKR	Corres. 2022 In LKR
Uva High Grown	1225.49	1177.15	643.01
Western High Grown	1465.12	1445.08	730.84
CTC High Grown	1224.88	1230.11	613.96
Summary of High Grown	1401.13	1380.23	709.72
Uva Medium Grown	1240.44	1222.45	652.66
Western Medium Grown	1228.99	1191.19	658.25
CTC Medium Grown	1135.89	1095.62	556.62
Summary of Medium Grown	1232.57	1199.40	656.82
CTC Low Grown	1051.16	1054.83	541.63
Orthodox Low Grown	1586.27	1572.63	781.38
Summary of Low Grown	1556.48	1547.93	765.91
TOTAL SALE AVERAGE	1475.79	1465.40	734.61



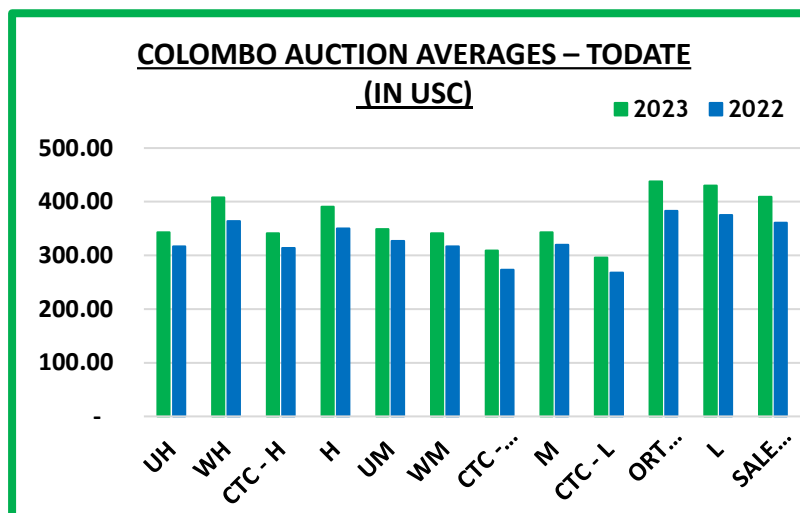
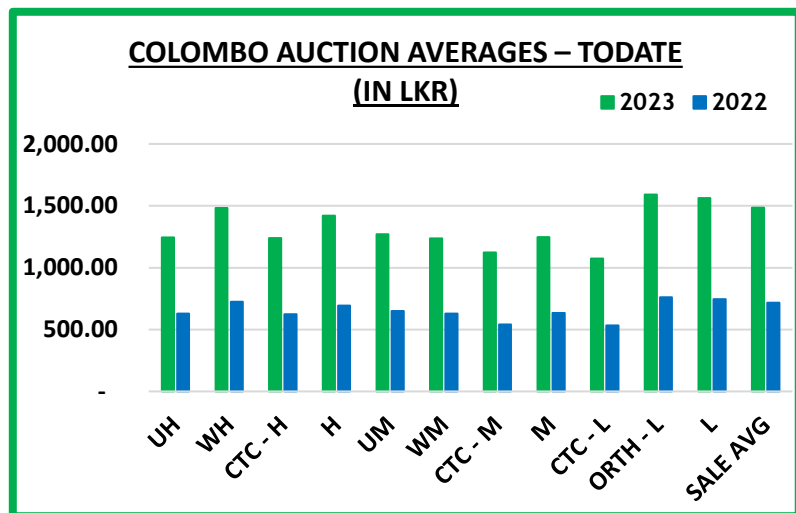
COLOMBO AUCTION AVERAGES



	Sale of 25/01/2023 In USC	Sale of 31/01/2023 In USC	Corres. 2022 In USC
Uva High Grown	338	323	324
Western High Grown	404	397	368
CTC High Grown	338	338	309
Summary of High Grown	387	379	358
Uva Medium Grown	342	336	329
Western Medium Grown	339	327	332
CTC Medium Grown	314	301	280
Summary of Medium Grown	340	330	331
CTC Low Grown	290	290	273
Orthodox Low Grown	438	432	394
Summary of Low Grown	430	425	386
TOTAL SALE AVERAGE	407	403	370



COLOMBO AUCTION AVERAGES



January to Date (Sale No.05)	2023 LKR	2022 LKR	2023 USC	2022 USC
Uva High Grown	1245.55	629.26	343	317
Western High Grown	1483.00	723.42	408	364
CTC High Grown	1239.62	623.74	341	314
Summary of High Grown	1419.04	694.82	391	350
Uva Medium Grown	1269.07	649.10	349	327
Western Medium Grown	1237.85	628.94	341	317
CTC Medium Grown	1121.90	541.92	309	273
Summary of Medium Grown	1247.04	635.21	343	320
CTC Low Grown	1073.86	532.44	296	268
Orthodox Low Grown	1590.81	760.67	438	383
Summary of Low Grown	1562.57	744.53	430	375
TOTAL SALE AVERAGE	1486.12	716.13	409	361



COLOMBO AUCTION AVERAGES

FROM 01 ST TO 31 ST JANUARY 2023	LKR
Uva High Grown	1244.56
Western High Grown	1488.53
Summary of High Grown	1422.85
Uva Medium Grown	1253.60
Western Medium Grown	1233.88
Summary of Medium Grown	1239.71
Summary of Low Grown	1549.06
TOTAL SALE AVERAGE	1476.03





NATIONAL ELEVATIONAL AVERAGES

NATIONAL ELEVATIONAL AVERAGES – JANUARY 2023

Elevation	MONTH		TODATE	
	QUANTITY - KG	AVERAGE - RS. / KG	QUANTITY - KG	AVERAGE - RS. / KG
ORTHODOX				
UVA-HIGH	1,276,225	1,248.08	1,276,225	1,248.08
WESTERN-HIGH	3,088,849	1,516.79	3,088,849	1,516.79
UVA-MEDIUM	1,112,627	1,253.23	1,112,627	1,253.23
WESTERN-MEDIUM	1,823,345	1,291.31	1,823,345	1,291.31
LOW	14,338,679	1,592.89	14,338,679	1,592.89
TOTAL	21,639,725	1,518.82	21,639,725	1,518.82
CTC				
UVA-HIGH	46,320	1,282.31	46,320	1,282.31
WESTERN-HIGH	360,668	1,244.48	360,668	1,244.48
WESTERN-MEDIUM	767,698	1,113.72	767,698	1,113.72
LOW	1,301,113	1,076.95	1,301,113	1,076.95
TOTAL	2,475,799	1,116.60	2,475,799	1,116.60
OTH/CTC				
UVA-HIGH	1,322,545	1,249.28	1,322,545	1,249.28
WESTERN-HIGH	3,449,517	1,488.32	3,449,517	1,488.32
UVA-MEDIUM	1,112,627	1,253.23	1,112,627	1,253.23
WESTERN-MEDIUM	2,591,043	1,238.70	2,591,043	1,238.70
LOW	15,639,792	1,549.97	15,639,792	1,549.97
TOTAL	24,115,524	1,477.53	24,115,524	1,477.53
GREEN				
UVA-HIGH	47,648	1,377.68	47,648	1,377.68
WESTERN-HIGH	58,709	1,570.30	58,709	1,570.30
UVA-MEDIUM	26,200	1,780.30	26,200	1,780.30
WESTERN-MEDIUM	33,263	1,428.21	33,263	1,428.21
LOW	3	21,000.00	3	21,000.00
TOTAL	165,823	1,519.98	165,823	1,519.98



NATIONAL ELEVATIONAL AVERAGES – Continued;

ORGANIC TEAS				
UVA-HIGH	5,600	1,473.21	5,600	1,473.21
WESTERN-HIGH	11,700	1,335.68	11,700	1,335.68
WESTERN-MEDIUM	3,413	2,039.99	3,413	2,039.99
LOW	10,129	3,460.52	10,129	3,460.52
TOTAL	30,842	2,136.42	30,842	2,136.42
SPECIAL TEA				
UVA-HIGH	125	12,058.88	125	12,058.88
WESTERN-HIGH	259	20,001.93	259	20,001.93
UVA-MEDIUM	20	18,950.00	20	18,950.00
WESTERN-MEDIUM	7,332	1,386.26	7,332	1,386.26
LOW	307	13,981.75	307	13,981.75
TOTAL	8,043	2,675.33	8,043	2,675.33
BLACK TEA SALES FROM REFUSE TEA PROCESSING CENTRES				
UVA-HIGH	94,458	754.35	94,458	754.35
WESTERN-HIGH	160,652	872.81	160,652	872.81
UVA-MEDIUM	17,127	802.35	17,127	802.35
WESTERN-MEDIUM	34,390	727.3	34,390	727.3
LOW	142,533	769.26	142,533	769.26
TOTAL	449,160	801.21	449,160	801.21
COMPOSITE NATIONAL AVERAGES				
HIGH GROWN	5,151,213	1,395.03	5,151,213	1,395.03
MEDIUM GROWN	3,825,415	1,242.82	3,825,415	1,242.82
LOW GROWN	15,792,763	1,544.39	15,792,763	1,544.39
ALL TEA AVERAGE	24,769,391	1,466.76	24,769,391	1,466.76



ALL BROKERS PRIVATE SALE FIGURES (FOR THE PERIOD – 30TH JANUARY TO 04TH FEBRUARY 2023)

	WEEKLY	TODATE
High & Medium	57,243.50	292,727.10
Low	7,729.50	34,917.00
Green Tea	43,791.00	141,841.00
Organic Tea	11,674.00	35,946.00
BMF	45,650.00	270,975.00
Direct Sales	-	-
Forward Contract	65,000.00	325,088.00





- **Crop and Weather**
- **Crop Figures**
- **Tea News**
- **Notice**

CROP AND WEATHER - FOR THE PERIOD OF – 30TH JANUARY TO 05TH FEBRUARY 2023



Western

Dull weather with occasional showers were recorded throughout the week in Dickoya, Bogowantalawa and Agarapatana.



Nuwara Eliya

Rainy weather conditions were recorded throughout the day in Nuwara Eliya and Kandapola districts.



Uva

Dull weather with occasional rainfall and windy conditions were reported in Haputale and Lunugala whilst, rainfall was recorded throughout the week in Badulla.



Low Grown

Dull weather with evenings showers were recorded throughout the day in Rathnapura and Deniyaya districts whilst, bright weather conditions with evening showers were experienced in the Galle district.



Crop

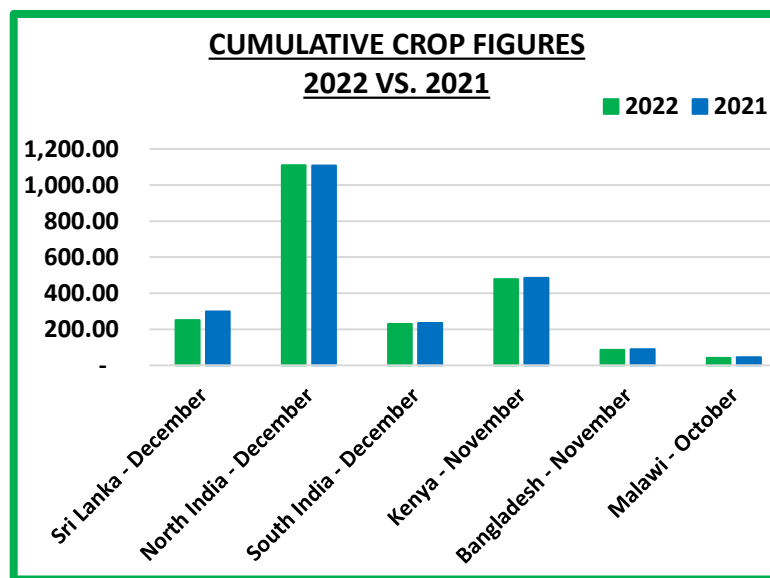
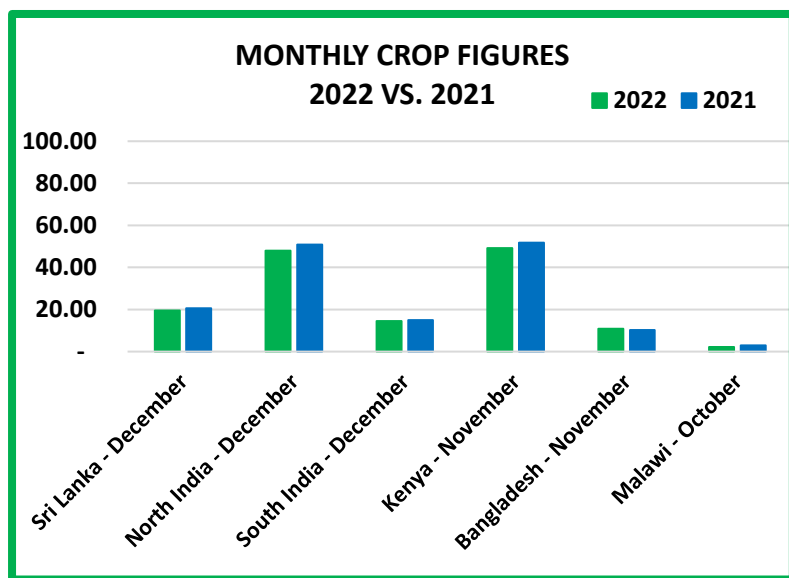
Crop intakes are low.



CROP FIGURES OF MAJOR PRODUCING & EXPORTING COUNTRIES

Country	Month	2022	2021	Cumulative + Inc. / Dec.	Cumulative	2022	2021	Cumulative + Inc. / Dec.
Sri Lanka	December	19.50	20.52	- 1.02	Upto December	251.49	299.48	- 47.99
North India	December	47.95(E)	50.84	- 2.89	Upto December	1110.37(E)	1108.04	+ 2.33
South India	December	14.47(E)	15.01	- 0.54	Upto December	230.12(E)	235.02	- 4.90
Kenya	November	49.22	50.71	- 1.49	Upto November	477.99	485.30	- 7.31
Bangladesh	November	10.84	10.24	+ 0.60	Upto November	86.05	89.57	- 3.52
Malawi	October	2.11	2.93	- 0.82	Upto October	41.44	45.39	- 3.95

(E) - Estimated



TEA NEWS AROUND THE GLOBE

MOMBASA MARKET

SALE NO. 06 – SALE OF 06TH, 07TH & 08TH FEBRUARY 2023

There was fairly good demand for the 252,998 packages (16,995,745.00 kilos) on offer with 37.14% neglected.

OFFERINGS

Leaf Grades	-	139,240 packages (9,105,799.00 kilos) – 34.50% unsold.
Dust Grades	-	88,240 packages (6,574,240.00 kilos) – 48.01% unsold.
Secondary Grades	-	25,518 packages (1,315,706.00 kilos) – 13.95% unsold.

MARKETS

Egyptian Packers, Afghanistan and Iran lent more support with **Sudan, UK, Yemen, other Middle Eastern countries and Russia** maintaining useful enquiry. **Bazaar** showed some interest while **Pakistan Packers, Kazakhstan and other CIS states** were less active. **Local Packers** maintained support with **Somalia** active at the lower end of the market.

LEAF GRADES (M2)

BP1:

Best – Saw very irregular activity where some teas were steady to USC64 above last prices while others shed up to USC112.

Brighter – There was improved interest at firm to USC20 dearer but a few teas shed up to USC5.

Mediums – KTDA mediums were steady to USC18 dearer with plantation mediums irregular ranging between firm to USC20 dearer and select lines advanced by up to USC38 above last rates to easier by up to USC23.

Lower Mediums – Were irregularly dearer by up to USC40.

Plainer – Steady to USC18 above last levels.

PF1:

Best – Were irregular but mainly steady to dearer by USC18 with some teas easier by up to USC23.

Brighter – Firm to USC18 above previous prices.

Mediums – KTDA mediums were irregular varying between steady to USC9 dearer to easier by USC10; plantation mediums ranged between firm to USC9 dearer to easier by up to USC17.

Lower Mediums – Varied between steady to USC18 above last rates to easier by USC30.

Plainer – Advanced by up to USC14 but a few teas lost up to USC6.

DUST GRADES (M1)

PD

Best – Met irregular interest and varied between firm to USC12 dearer to easier by up to USC13.

Brighter – Ranged between steady to USC10 dearer to USC18 below last prices.

Mediums – KTDA mediums held value at previous levels while plantation mediums appreciated by up to USC12.

Lower Medium – Were irregular at firm to USC19 dearer to easier by up to USC20.

Plainer – Saw good absorption but were irregular varying between steady to USC12 dearer with select invoices advancing by USC25 to easier by up to USC16.



TEA NEWS AROUND THE GLOBE



MOMBASA MARKET – Continued ;

DUST1:

Best – Mostly firm to USC6 above last rates but some teas shed up to USC8.

Brighter – Steady to USC6 dearer.

Mediums – KTDA mediums were irregular varying between firm to USC9 dearer to easier by up to USC8 with many invoices remaining unsold. Plantation mediums were steady at previous prices but some lines lost USC22.

Lower Medium – Were irregularly dearer by up to USC18, some lines however were discounted by USC2 to USC7.

Plainer – Were well competed for and appreciated by up to USC19 but a few teas shed up to USC5.

SECONDARY GRADES (S1)

In the Secondary Catalogues, best **BPs** eased while others were firm with **PFs** irregular but on balance easier. Clean well sorted coloury **Fannings** held value with **similar DUSTs** firm to easier. **Other Fannings** were irregular while **DUSTs** sold at previous rates. **BMFs** were well absorbed.

QUOTATIONS	BROKENS	FANNINGS
Best	255 – 351	262 – 319
Good	255 – 274	262 – 288
Good Medium	255 – 275	262 – 280
Medium (KTDA)	250 – 276	244 – 267
Medium (Plantations)	158 – 242	175 – 238
Lower Medium	112 – 222	118 – 212
Plainer	094 – 150	094 – 150

AUCTION	KENYA 2022 \$	KENYA 2023 \$	TOTAL 2022 \$	TOTAL 2023 \$
03	2.74	2.34	2.55	2.13
04	2.76	2.22	2.56	2.05
05	2.80	2.21	2.62	2.03

SOURCE : AFRICA TEA BROKERS LTD.



TEA NEWS AROUND THE GLOBE



CHITTAGONG MARKET

SALE NO.40 – 06TH FEBRUARY 2023

CTC LEAF: 50,621 packages of Current Season teas on offer met with much less demand with heavy withdrawals.

BROKENs: There were only a few clean Broken s on offer which met with a strong demand and sold in line with quality. Other varieties where quality declined met with a limited demand and where sold recorded a drop in price. There were very heavy withdrawals in this category. Poor varieties met with limited enquiry and were generally withdrawn without bids. BLFs met with a fairly good interest at steady rates. However, there were withdrawals.

FANNINGS: Once again only a small weight of clean Fannings were available for sale which met with quite a strong demand and were generally firm to slightly easier. Other varieties witnessed a limited demand and where sold recorded a fair decline in price. There were again quite heavy withdrawals in this category. Plain poor varieties were generally neglected with heavy withdrawals. BLF teas met with a fairly good demand and were generally firm to occasionally dearer.

CTC DUST: 11,365 packages of Current Season teas on offer met with a fair demand. Bright liquoring Dusts met with fairly good demand. Mediums met with only fair demand and had some withdrawals. Plain and BLF Dusts were again an easier market with fair withdrawals. Blenders were fairly active with some interest from the Loose tea buyers.

COMMENTS: Bulk of the offerings were end of season varieties which were mostly discriminated against owing to lack of demand for these types. Blenders lent fairly good support for clean varieties whereas Loose tea buyers operated at the lower end of the market. Withdrawals were heavy this week with a decline in the average price.

Dusts were an easier market with some withdrawals.

Our catalogue: (Sale 40) Avg: Tk 192.40, Sold 52.1 % & (Sale 39) Avg: Tk 200.31, sold 64.8 %.

Quotations – This Week – (In Taka)

Broken s	This Week	Last Week	Fannings	This week	Last Week	Dust	This week	Last Week
Large	200-210 nom	210-220 nom	Best	230-250 nom	230-245	PD	183-278	184-267
Medium	195-210	205-220	Good	210-220	215-225	RD	90-278	140-335
Small	195-215	205-225	Medium	170-190	185-200	D	100-295	111-297
Plain	120-140	130-150	Plain	130-140	140-150	CD	116-300	134-299
BLF	120-140	125-145	BLF	125-150	125-145	BLF	125-200	140-195

Exchange Rates 06th February 2023 Sterling Pound: Tk. 123.6861, dollar: Tk. 103.0000

SOURCE : NATIONAL BROKERS LTD



TEA NEWS AROUND THE GLOBE



SILIGURI MARKET

SALE NO. 05 – SALE OF 03RD FEBRUARY 2023

1. MARKET DESCRIPTION :

- DEMAND- GOOD FOR LEAF AND STRONG FOR DUST.
- ALL SORTS WERE IRREGULAR AND EASED IN LINE WITH DROP IN QUALITY.
- A FEW LIQUORING VARIETIES AND REPRINTS WERE WELL COMPETED FOR.
- ALL SECTIONS OPERATED.
- PERCENTAGE OF TEAS SELLING BELOW RS. 120/- INCREASED.

2. TOTAL AUCTION WEIGHTED AVERAGE (₹)

	2022-23			2021-22			UPTO SALE - 5		
	SALE - 5	SALE - 4	+/-	SALE - 5	SALE - 4	+/-	2022-23	2021-22	2020-21
CTC	131.83	138.76	-6.93	129.62	139.61	-9.99	177.38	178.36	202.21
DUST	139.05	154.10	-15.06	131.62	142.70	-11.08	176.15	167.76	196.34
TOTAL	132.78	140.01	-7.23	129.89	139.98	-10.09	177.25	177.16	201.50

SOURCE: PARCON INDIA PVT LTD

GUWAHATI MARKET

SALE NO. 05 – SALE OF 02ND FEBRUARY 2023

1. MARKET DESCRIPTION :

- GOOD GENERAL DEMAND.
- ALL SORTS TENDED EASIER FOLLOWING DROP IN QUALITY. REPRINTED TEAS CONTINUED TO ELICIT BETTER ENQUIRY.
- FANNINGS & FEW LIQUORING DUST GRADES WERE THE STRONG FEATURE OF THE SALE.
- MAJOR BLENDERS OPERATED.
- INTERNAL BUYERS WERE ACTIVE.
- LIMITED EXPORT ENQUIRY.

2. TOTAL AUCTION WEIGHTED AVERAGE (₹)

	2022-23			2021-22			UPTO SALE - 5		
	SALE - 5	SALE - 4	+/-	SALE - 5	SALE - 4	+/-	2022-23	2021-22	2020-21
CTC	139.89	140.15	-0.25	148.24	149.21	-0.97	190.56	184.01	218.76
DUST	146.95	142.34	4.61	143.04	140.33	2.71	193.92	179.60	228.51
TOTAL	141.68	140.68	1.00	146.45	146.73	-0.28	191.49	182.72	221.88

SOURCE: PARCON INDIA PVT LTD





TEA NEWS AROUND THE GLOBE

KOLKATA ORTHODOX / CTC MARKET

SALE NO. 05 – SALE OF 03RD FEBRUARY 2023

1. MARKET DESCRIPTION :

- GOOD DEMAND.
- THE FEW CLEAN, WELL-MADE TEAS ON OFFER MAINTAINED LEVELS.
- IMPROVED ENQUIRY ON BOLDER WHOLE LEAF AND LEAFIER BROKENS WHICH WERE READILY ABSORBED.
- THE REMAINDER WERE IRREGULARLY LOWER FOLLOWING QUALITY.
- EXPORTERS TO THE MIDDLE EAST AND CIS OPERATED.

	WHOLE LEAF		BROKENS		FANNINGS
	1ST LINE	2ND LINE	LARGER	SMALLER	LEAFY
GOOD AND ABOVE	240-260+	240-260+	240-260+	210-230+	170-200+
BETTER MEDIUM	200-230	190-220	195-230	180-200	135-155
LOWER MEDIUM	170-180	160-180	160-180	160-170	80-120

1. MARKET DESCRIPTION :

- DEMAND: IMPROVED OVER LAST.
- LEVELS FOR ALL ASSAMS AND CACHARS WERE IRREGULAR AND EASIER FOLLOWING QUALITY. REPRINTED / EARLIER INVOICES CONTINUED TO ELICIT BETTER ENQUIRY, ESPECIALLY THE FANNINGS GRADE.
- DOOARS SOLD AROUND LAST.
- DUST FOLLOWED A SIMILAR TREND.
- MAJOR BLENDERS OPERATED WITH SUPPORT FROM WI, EXPORTERS AND INTERNAL TRADE.

2. TOTAL AUCTION WEIGHTED AVERAGE (₹)

	2022-23			2021-22			UPTO SALE - 5		
	SALE - 5	SALE - 4	+/-	SALE - 5	SALE - 4	+/-	2022-23	2021-22	2020-21
CTC	152.88	154.38	-1.51	152.17	163.70	-11.53	210.23	203.95	227.85
DUST	145.76	158.75	-12.99	141.41	155.46	-14.06	229.00	207.45	237.22
TOTAL	150.88	155.72	-4.84	148.65	161.20	-12.55	215.55	204.94	230.62

SOURCE: PARCON INDIA PVT LTD



UPCOMING AUCTION DETAILS

Auction No.	08		07	
Dates	21 ST / 22 ND February 2023		14 th / 15 th February 2023	
	No. of Lots	Qty – kg	No. of Lots	Qty – kg
Ex-Estate	707	739,541	692	704,673
Main Sale Total	9,306	4,260,263	9,466	4,365,968
High & Medium	1,233	523,284	1,220	527,550
Low Grown – Leafy	1,739	627,392	1,744	636,813
Low Grown – Semi Leafy	1,516	659,185	1,485	627,830
Low Grown Tippy	2,047	1,028,044	2,166	1,111,100
Premium / Flowery	407	65,401	456	80,001
Off Grades	1,899	928,825	1,942	955,699
Dust	465	428,132	453	426,975
Grand Total	10,013	4,999,804	10,158	5,070,641
Reprints	999	467,560	1,071	576,452
Total No. of Lots on Offer	10,013		10,158	
Total Quantity on Offer (kg)	4,999,804		5,070,641	



SCHEDULED CLOSING DATES

Auction No.	Date of Sale	Ex-Estate	Main Sale
09	28 th Feb. / 1 st March 2023	09/02/2023	09/02/2023
10	07 th / 08 th March 2023	16/02/2023	16/02/2023
11	14 th / 15 th March 2023	23/02/2023	23/02/2023

PROMPT DATES

Auction No.	Buyers	Sellers
07	21/02/2023	22/02/2023
08	28/02/2023	01/03/2023
09	07/03/2023	08/03/2023



ORDER OF SALE (SALE NO. 07 – 14TH / 15TH FEBRUARY 2023)

Main Sale Order – 1 (Leafy / Semi Leafy / Tippy / Premium / 1A)	Main Sale Order – 2 (H & M / Off Grade / Dust)	Ex-Estate
BARTLEET PRODUCE MARKETING (PVT) LTD	BARTLEET PRODUCE MARKETING (PVT) LTD	ASIA SIYAKA COMMODITIES PLC.
FORBES & WALKER TEA BROKERS (PVT) LTD	CEYLON TEA BROKERS PLC	BARTLEET PRODUCE MARKETING (PVT) LTD
CEYLON TEA BROKERS PLC	JOHN KEELLS PLC	FORBES & WALKER TEA BROKERS (PVT) LTD
ASIA SIYAKA COMMODITIES PLC.	EASTERN BROKERS. LTD.	CEYLON TEA BROKERS PLC
JOHN KEELLS PLC	FORBES & WALKER TEA BROKERS (PVT) LTD	EASTERN BROKERS. LTD.
EASTERN BROKERS. LTD.	MERCANTILE PRODUCE BROKERS (PVT) LTD	MERCANTILE PRODUCE BROKERS (PVT) LTD
LANKA COMMODITY BROKERS LTD	LANKA COMMODITY BROKERS LTD	LANKA COMMODITY BROKERS LTD
MERCANTILE PRODUCE BROKERS (PVT) LTD	ASIA SIYAKA COMMODITIES PLC.	JOHN KEELLS PLC

[DB : HR / SG]



NOTICE



**We congratulate
Tea House Processing (Private) Limited
(Millagahamula)
for obtaining
Hazard Analysis & Critical Control Point**





“

Do not go where the path may lead, go instead where
there is no path and leave a trail.

— *Ralph Waldo Emerson*

”