



TEA MARKET REPORT

JOHN KEELLS PLC

SALE NO. 06 – 08TH / 09TH FEBRUARY 2022

ORDER OF SALE (SALE NO. 06 – 08TH / 09TH FEBRUARY 2022)

Main Sale Order – 1 (Leafy / Semi Leafy / Tippy / Premium / 1A)	Main Sale Order – 2 (H & M / Off Grade / Dust)	Ex-Estate
Lanka Commodity Brokers Ltd	Asia Siyaka Commodities PLC.	Lanka Commodity Brokers Ltd
Forbes & Walker Tea Brokers (Pvt) Ltd	Bartleet Produce Marketing (Pvt) Ltd	Ceylon Tea Brokers PLC
Eastern Brokers. Ltd.	Ceylon Tea Brokers PLC	Bartleet Produce Marketing (Pvt) Ltd
Mercantile Produce Brokers (Pvt) Ltd	JOHN KEELLS PLC	JOHN KEELLS PLC
Bartleet Produce Marketing (Pvt) Ltd	Eastern Brokers. Ltd.	Mercantile Produce Brokers (Pvt) Ltd
Ceylon Tea Brokers PLC	Forbes & Walker Tea Brokers (Pvt) Ltd	Eastern Brokers. Ltd.
Asia Siyaka Commodities PLC.	Mercantile Produce Brokers (Pvt) Ltd	Asia Siyaka Commodities PLC.
JOHN KEELLS PLC	Lanka Commodity Brokers Ltd	Forbes & Walker Tea Brokers (Pvt) Ltd



AUCTION DETAILS

Auction No.	06	
Dates	08 th / 09 th February 2022	
	No. of Lots	Qty – kg
Ex Estate	716	834,340
Main Sale Total	9,149	4,580,777
High & Medium	1,125	573,782
Low Grown - Leafy	1,844	765,475
Low Grown - Semi Leafy	1,321	593,083
Low Grown Tippy	1,983	1,035,171
Premium / Flowery	343	56,907
Off Grades	2,100	1,126,880
Dust	433	429,479
Grand Total	9,865	5,415,117
Reprints	370	202,778
Total No. of Lots Offered	9,865	
Total Quantity Offered (kg)	5,415,117	

PROMPT DATES

Auction No.	Buyers	Sellers
06	15/02/2022	17/02/2022



COMMENTS

The 0.83Mkg of Ex-Estate teas on offer met with fair demand. Select best Western High Grown BOPs were irregular following quality; however, the below best and plainer varieties were tending easier. A handful of select best Western High Grown BOPFs gained following quality and special inquiry, the below best sorts and plainer varieties declined. Nuwara Eliya BOPs were barely steady, the BOPFs too were easier with a few invoices remaining unsold. Udapusellawa BOPs were easier, the BOPFs were firm to irregular following quality. Uva BOPs were firm to a little irregular at times, the BOPFs were firm to dearer following quality. Low Grown CTC BP1s were firm, the High and Medium sorts were irregular. Low Grown CTC PF1s were firm to easier following quality, the High and Medium sorts were irregular.

The 2.4 million kilograms of Low Grown teas which were on offer met with fair demand. In the Leafy segment, select best OPs were firm whilst the others appreciated in price. Well-made OPAs witnessed improved price levels whilst the others were firm to lower. Select best OP1s were firm whilst the balance maintained last levels. In the Semi Leafy segment, select best BOP1s declined a few rupees, others maintained last levels. The demand for the Pekoe varieties declined by a few rupees. The top end of the Pekoe1s too were irregularly lower. In the Small Leaf segment, FBOPs maintained last levels. FBOPF1 grades met with irregular demand whilst the FBOPFs sold at healthy levels. BOPF.SP, BOPF and BOP.SP were firm whilst BOP grades were lower to last. All Premium Flowery teas met with fair interest.

Russia, Iran and the C.I.S. countries lent excellent support whilst Turkey was selective. Libya and Iraq too showed improved demand.

ALL TIME RECORD PRICE OBTAINED IN THE JK PLC CATALOGUE

Garden Mark	Grade	Price Rs.	Category	Management Company / Proprietor
Kenilworth	BOP	1,600/-	Western Medium	Hatton Plantations PLC.





MARKET DESCRIPTION

Western Teas

Select best BOPs were tending a little easier, the below best and plainer varieties too declined Rs.20/- to Rs.30/-. Select best BOPFs were barely steady with only a few invoices gaining following special inquiry, the below best sorts were irregular, and the poor leaf types declined by Rs.20/- to Rs.30/- together with the plainer liquoring teas. Medium BOPs were irregular following quality. The coloury BOPFs were Rs.10/- to Rs.20/- dearer, the others were irregularly easier.

Nuwara Eliya Teas

BOPs barely maintained. The BOPFs too were barely steady with some invoices remaining unsold.

Uva Teas

BOPs were firm to Rs.10/- to Rs.20/- dearer at times following quality. The BOPFs were easier following quality. Udapussellawa BOPs declined Rs.10/- to Rs.20/-. The BOPFs were firm to Rs.10/- to Rs.20/- dearer.

CTC Teas

Low Grown BP1s were firm. The High & Medium sorts were irregular following quality. Low Grown PF1s were irregularly lower. The High & Medium sorts too were irregular following quality and special inquiry.

QUOTATIONS

	BOP – RS.	BOPF – RS.
Good Westerns	710 – 880	780 – 960
Average Westerns	660 – 700	710 – 770
Plainer Westerns	610 – 650	650 – 700
Western Mediums	660 – 1600	480 – 790
Uva Teas	600 – 760	580 – 760
Nuwara Eliya Teas	700	670 – 680
Uda Pussellawa Teas	530 – 650	590 – 730
CTC (BP1 and PF1)	430 - 750	430 - 920





MARKET DESCRIPTION

Low Grown

Select best OP1s met with reasonable demand, other wiry OP1s, particularly in the best category sold with improved demand, secondaries gained by Rs.10/- to Rs.20/-. Well twisted BOP1s were mainly firm, others were marginally lower. Better twisted OPs were firm, others gained irregularly. Select best OPAs maintained last levels, other well made OPAs met with irregular demand, secondaries were firm to marginally lower. Shotty Pekoes along with the bold Pekoe invoices were firm to easier by Rs.10/-. Select best Pekoe1s eased irregularly, best and below best types were marginally lower.

Select best well-made BOPs were firm, best and below best types were lower by a few rupees, secondary types were firm. Select best and best BOP.SP.s and BOPF.SP.s met with fair demand, others were firm. BOPFs followed a similar trend. Select best and best FBOPF1s were lower to last by Rs.5/- to Rs.10/-, below best and secondary types were firm on last week's closing levels. Well-made FBOPs in the select best category were lower by a few rupees, best types were firm, below best and secondary types too were firm. FBOPF varieties met with good demand. All Premium Flowery teas were firm.

Off Grades

Select best FGS1s were easier by Rs.10/-, best, below best and poorer types were firm. Select best and best BMs were firm, below best and poorer types were easier by Rs.10/-. All BPs were firm. Select best BOP1As were easier by Rs.10/- to Rs.20/- whilst best types were firm to easier by Rs.20/- to Rs.30/-, below best and poorer sorts were lower by Rs.30/- to Rs.40/-.

Dust

Select best and best Dust1s were firm to dearer by Rs.10/-, below best types sold at last levels, poorer sorts appreciated by Rs.5/- to Rs.10/-. Best High and Medium CTCs depreciated by Rs.10/- to Rs.20/-. Low Grown CTCs were lower by Rs.10/- to Rs.15/- and more at times. Low Grown Dust/ Dust1s sold at last levels.



QUOTATIONS

	Select Best	Best	Below Best	Others
LIQUORING				
DUST-1	700.00 - 1000.00	640.00 - 690.00	550.00 - 620.00	450.00 - 530.00
OFF GRADES				
FGS1	680.00 - 740.00	620.00 - 670.00	520.00 - 610.00	400.00 - 510.00
FGS	570.00 - 820.00	500.00 - 560.00	420.00 - 490.00	350.00 - 410.00
LOW GROWNS				
FBOPF / FFSP / FFEXSP	2400.00 - 3850.00	1300.00 - 2200.00	800.00 - 1100.00	650.00 - 740.00
BOP	900.00 - 1250.00	720.00 - 880.00	620.00 - 700.00	480.00 - 600.00
BOPSP	850.00 - 1100.00	630.00 - 820.00	550.00 - 620.00	420.00 - 530.00
BOPF	750.00 - 1000.00	620.00 - 720.00	480.00 - 600.00	380.00 - 460.00
FBOPF1	930.00 - 1300.00	820.00 - 900.00	680.00 - 800.00	520.00 - 650.00
FBOP	920.00 - 1450.00	760.00 - 880.00	660.00 - 740.00	480.00 - 620.00
BOP1	1300.00 - 1800.00	1050.00 - 1200.00	920.00 - 1000.00	600.00 - 640.00
OP1	1450.00 - 2450.00	1150.00 - 1250.00	950.00 - 1100.00	450.00 - 600.00
OP	830.00 - 980.00	790.00 - 800.00	700.00 - 760.00	550.00 - 570.00
OPA	760.00 - 960.00	680.00 - 740.00	580.00 - 640.00	450.00 - 530.00
PEKOE	800.00 - 1450.00	650.00 - 700.00	530.00 - 620.00	470.00 - 500.00
PEKOE1	940.00 - 1550.00	680.00 - 800.00	580.00 - 650.00	460.00 - 520.00
DUST / DUST1	500.00 - 560.00	400.00 - 490.00	360.00 - 390.00	330.00 - 350.00



- **Top Prices**
- **Colombo Auction Averages**
- **All Brokers Private Sale Figures**



TOP PRICES (SALE NO. 06 – 08TH / 09TH FEBRUARY 2022)



WESTERN HIGH			
BOP		Somerset	880.00
BOPSP	++	Bearwell	1000.00
BOPF/BOPFSP	*	Gouravilla	960.00
FBOP/FBOP1		Inverness	1100.00
		Torrington	1100.00
FBOPF/FBOPF1		Torrington	1020.00
BOP1		Inverness	1300.00
OP/OPA		Inverness	920.00
OP1	*	Venture	900.00
		Torrington	900.00
PEKOE/PEKOE1		Adisham	960.00

WESTERN MEDIUM			
BOP	*+	Kenilworth	1600.00
BOPSP		Doombagastalawa	1040.00
BOPF/BOPFSP		Craighead	960.00
FBOP/FBOP1	*	Nayapane	1300.00
		Doombagastalawa	1300.00
		Harangalla	1300.00
FBOPF/FBOPF1		Harangalla	1100.00
BOP1		Peniland	1060.00
OP/OPA		Craighead	900.00
		Harangalla	900.00
OP1		Uplands	980.00
PEKOE/PEKOE1		Craighead	920.00

UDA PUSSELLAWA			
BOP		Mooloya	650.00
BOPSP		Delmar	840.00
BOPF/BOPFSP		Kirklees	730.00
FBOP/FBOP1		Gonapitiya	850.00
FBOPF/FBOPF1		Delmar	960.00
BOP1		-	
OP/OPA		Blairlmond	760.00
OP1		Liddesdale	780.00
PEKOE/PEKOE1		Kirklees	700.00

UVA HIGH			
BOP		Aislaby	940.00
BOPSP		Craig	920.00
BOPF/BOPFSP		Bandaraeliya	760.00
FBOP/FBOP1		Aislaby	1120.00
FBOPF/FBOPF1	++	Oodoowerre	1040.00
BOP1		Glenanore	1060.00
OP/OPA		Glenanore	840.00
OP1		Mount Uva	900.00
PEKOE/PEKOE1	*	Glenanore	830.00

UVA MEDIUM			
BOP		Dickwella	830.00
BOPSP	*	Halpewatte Uva	960.00
BOPF/BOPFSP		Halpewatte Uva	870.00
FBOP/FBOP1		Aruna Passara	1250.00
		Halpewatte Uva	1250.00
FBOPF/FBOPF1		Halpewatte Uva	1060.00
		Maratenne	1060.00
		Roseland Uva	1060.00
BOP1	++	Dickwella	1300.00
OP/OPA		Telbedde	880.00
OP1		Tinioya	980.00
PEKOE/PEKOE1		Halpewatte Uva	840.00
		Cecilton	840.00

CTC HIGH			
PF1		Dunsinane CTC	680.00
BP1		Dunsinane CTC	570.00
BPS		Mount Vernon CTC	590.00
OF		-	

CTC MEDIUM			
PF1		New Peacock CTC	670.00
BP1		Duckwari CTC	550.00
		New Peacock CTC	550.00
BPS		Donside CTC	570.00
		Aultmore CTC	570.00
OF		-	

NUWARA ELIYA			
BOP		Mahagastotte	700.00
BOPF/BOPFSP	*	Lovers Leap	680.00
FBOP/FBOP1		Court Lodge	1100.00
OP/OPA		-	
PEKOE/PEKOE1		Mahagastotte	900.00

CTC LOW			
PF1	*	Hingalgoda CTC	920.00
BP1		Ceciliyan CTC	750.00
BPS		-	
OF		-	



TOP PRICES (SALE NO. 06 – 08TH / 09TH FEBRUARY 2022)



LOW			
BOP		Ceciliyan	1250.00
BOPSP	*	Cee Tee Hills	1100.00
BOPF	*	Ceciliyan	1000.00
BOPFSP		Sithaka	1200.00
FBOP		Lumbini	1450.00
FBOP1		Sithaka	1350.00
FBOPF		New J.S.P.	1450.00
FBOPF1	*	Berubeula	1300.00
BOP1		Pothotuwa	1800.00
OP1		Pothotuwa	2450.00
OP	*	Halwitigala S.H.	980.00
		Muswenna	980.00
		Dampahala	980.00
OPA		Lions	960.00
PEKOE		Lakvinka	1450.00
		Lumbini	1450.00
PEKOE1		Nilgiri	1550.00

PREMIUM			
FBOPFSP		Pothotuwa	2950.00
FBOPFEXSP		New Deniyaya	3850.00
FBOPFEXSP1		Kamarangapitiya	2950.00

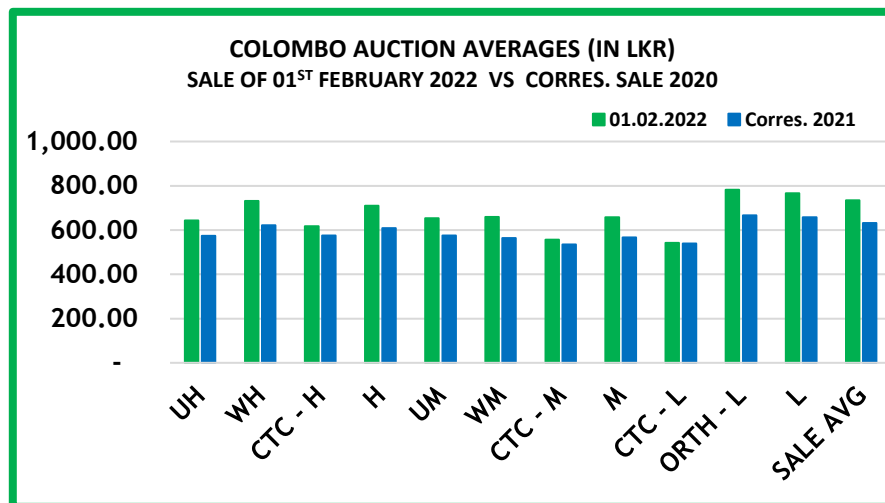
DUST			
DUST1	*	Mattakelle	1000.00
P.DUST	*	Hingalgoda CTC	700.00
		Ulugedara CTC	700.00

OFF GRADES			
FNGS/FNGS1		Somerset	740.00
	*	Lethenty	710.00
PFNGS		Brombil CTC	610.00
BM	+	Gunawardena	920.00
BP	+	Maratenne	940.00
	+	Chandrika Estate	940.00
	+	Hidellana	940.00
BOP1A		Falcon Lanka	780.00

**** MORE THAN ONE TOP PRICE OBTAINED**
*** TEAS SOLD BY JOHN KEELLS PLC**
+ ALL TIME RECORD PRICE
++ ALL TIME RECORD PRICE EQUALED

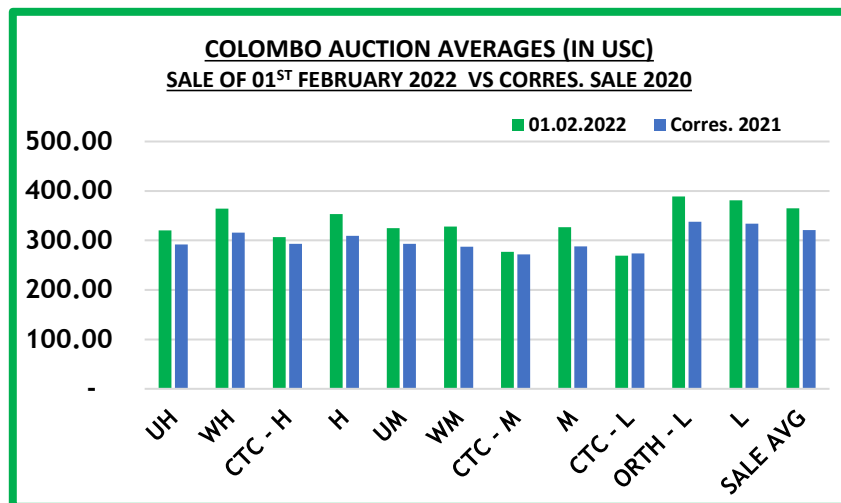


COLOMBO AUCTION AVERAGES



	Sale of 26/01/2022In LKR	Sale of 01/02/2022 In LKR	Corres. 2021 In LKR
Uva High Grown	653.78	643.01	574.13
Western High Grown	737.57	730.84	620.93
CTC High Grown	647.80	616.97	575.70
Summary of High Grown	714.57	709.72	608.64
Uva Medium Grown	691.60	652.66	575.56
Western Medium Grown	665.20	658.74	563.84
CTC Medium Grown	563.61	556.62	534.80
Summary of Medium Grown	673.11	657.21	567.18
CTC Low Grown	558.88	541.63	539.21
Orthodox Low Grown	796.92	781.91	665.75
Summary of Low Grown	779.98	766.35	657.08
TOTAL SALE AVERAGE	748.14	734.64	632.24

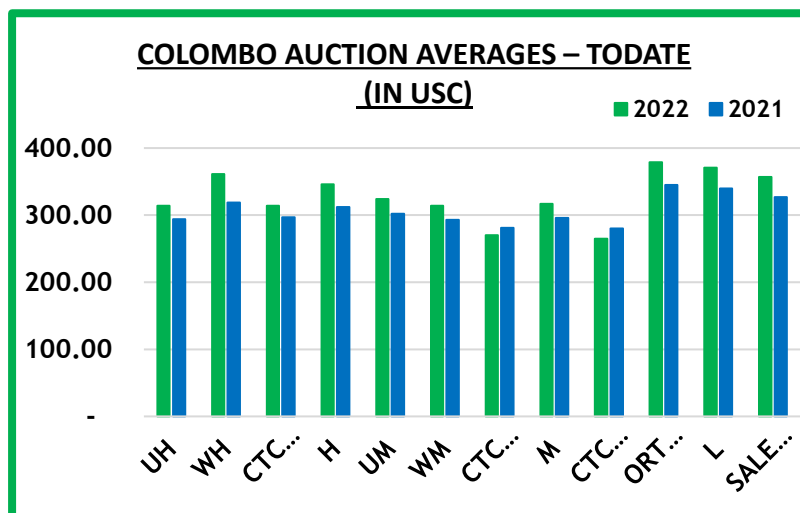
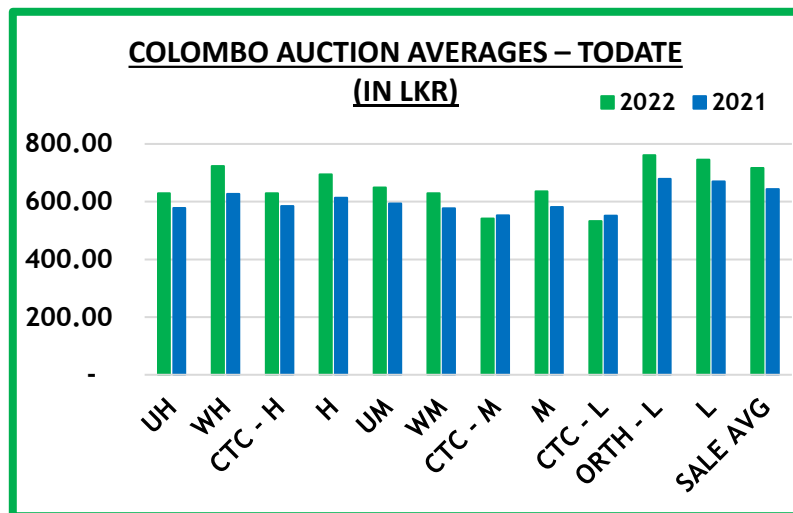
COLOMBO AUCTION AVERAGES



	Sale of 26/01/2022 In USC	Sale of 01/02/2022 In USC	Corres. 2021 In USC
Uva High Grown	326	320	292
Western High Grown	368	364	316
CTC High Grown	323	307	293
Summary of High Grown	357	353	309
Uva Medium Grown	345	325	293
Western Medium Grown	332	328	287
CTC Medium Grown	281	277	272
Summary of Medium Grown	336	327	288
CTC Low Grown	279	269	274
Orthodox Low Grown	398	389	338
Summary of Low Grown	389	381	334
TOTAL SALE AVERAGE	373	365	321



COLOMBO AUCTION AVERAGES



January to Date (Sale No.05)	2022 LKR	2021 LKR	2022 USC	2021 USC
Uva High Grown	629.26	578.07	314	294
Western High Grown	723.42	626.90	361	319
CTC High Grown	628.95	585.16	314	297
Summary of High Grown	694.82	614.00	346	312
Uva Medium Grown	649.10	593.42	324	302
Western Medium Grown	629.33	576.62	314	293
CTC Medium Grown	541.92	552.21	270	281
Summary of Medium Grown	635.37	581.77	317	296
CTC Low Grown	532.44	551.34	265	280
Orthodox Low Grown	761.26	679.23	379	345
Summary of Low Grown	745.00	669.76	371	340
TOTAL SALE AVERAGE	716.14	643.63	357	327



COLOMBO AUCTION AVERAGES

FROM 01 ST FEBRUARY 2022	LKR
Uva High Grown	640.27
Western High Grown	731.56
Summary of High Grown	709.09
Uva Medium Grown	652.98
Western Medium Grown	659.33
Summary of Medium Grown	657.75
Summary of Low Grown	762.54
TOTAL SALE AVERAGE	732.25



ALL BROKERS PRIVATE SALE FIGURES (FOR THE PERIOD – 31ST JANUARY TO 05TH FEBRUARY 2022)

	WEEKLY	TODATE
High & Medium	23,990.00	217,013.25
Low	15,674.50	35,592.50
Green Tea	29,837.00	168,306.00
Organic Tea	6,248.00	35,335.00
BMF	138,687.00	921,208.00
Direct Sales	-	-
Forward Contract	44,220.00	178,620.00





- **Crop and Weather**
- **Crop Figures**
- **Tea News**
- **Tea Sale Arrangements**
- **Holiday Notice**

CROP AND WEATHER - FOR THE PERIOD OF – 31ST JANUARY TO 06TH FEBRUARY 2022



Western

Bright weather was experienced throughout the week with cold nights in Dickoya, Agarapatana, Bogowantalawa and Talawakelle districts. There has been frost damage reported in Agarapatana.



Nuwara Eliya

Bright weather was recorded throughout the week, with some frost damage being reported in Nuwara Eliya district.



Uva

Bright weather was experienced throughout the week in Bandarawella and Haputale districts.



Low Grown

Bright weather was recorded throughout the week in Galle, Rathnapura and Deniyaya districts.



Crop

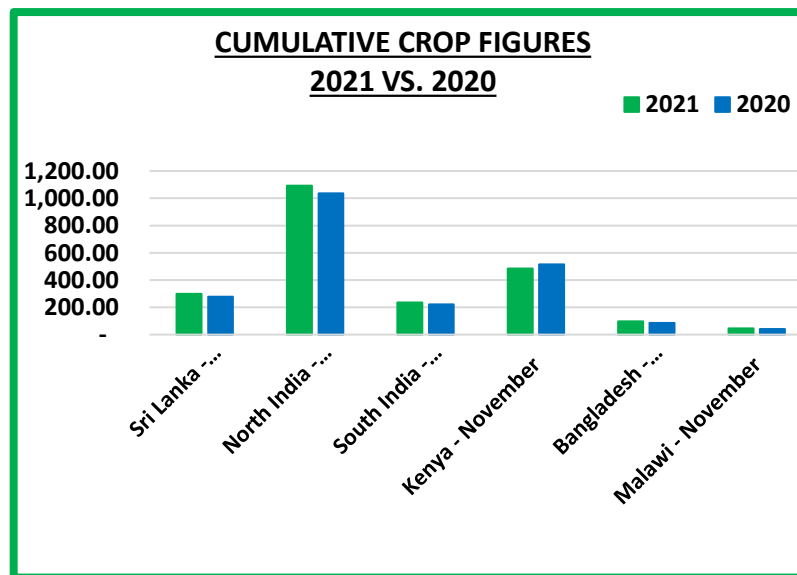
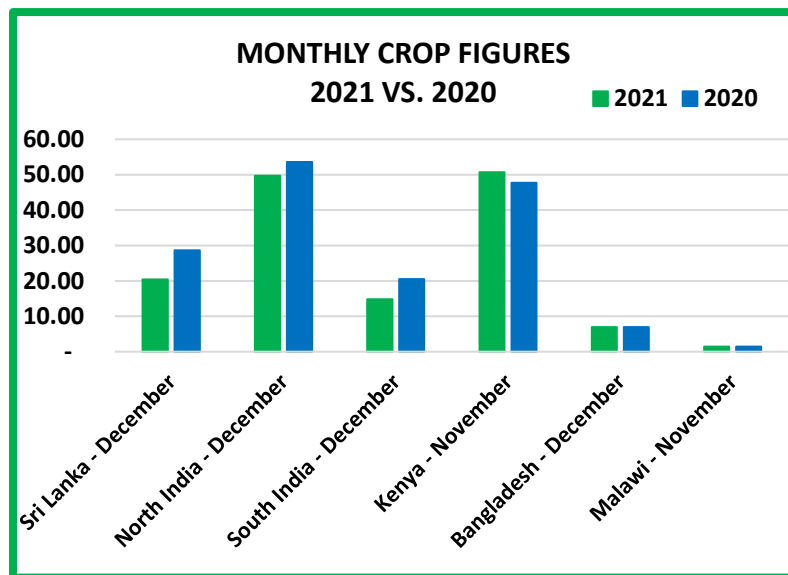
Crop intakes are moderate to low.



CROP FIGURES OF MAJOR PRODUCING & EXPORTING COUNTRIES

Country	Month	2021	2020	Cumulative + Inc. / Dec.	Cumulative	2021	2020	Cumulative + Inc. / Dec.
Sri Lanka	December	20.41	28.65	- 8.24	Upto December	299.33	278.85	+ 20.48
North India	December	49.66(E)	53.63	- 03.97	Upto December	1093.38 (E)	1035.48	+ 57.90
South India	December	14.85(E)	20.46	- 5.61	Upto December	235.66 (E)	222.05	+ 13.61
Kenya	November	50.71	47.67	+ 3.04	Upto November	485.30	515.12	- 29.82
Bangladesh	December	6.93	6.96	- 0.03	Upto December	96.51	86.39	+ 10.12
Malawi	November	1.40	1.38	+ 0.02	Upto November	46.80	39.92	+ 6.88

(E) - Estimated



TEA NEWS AROUND THE GLOBE



MOMBASA MARKET

SALE NO. 05 – SALE OF 31ST JANUARY / 01ST & 02ND FEBRUARY 2022

Fairly good demand for the 194,249 packages (12,773,512.50 kilos) on offer; 15.61% were neglected.

DUST GRADES (M1)

Offerings: 56,240 packages (4,162,636.00 kilos) with 9.50% neglected. The best PDUSTs on offer met irregular interest varying between firm to USC10 dearer to easier by a similar margin while brighter varieties saw good but irregular activity at steady to USC13 up on previous prices to easier by up to USC4 and some and some lines remained unsold. Medium sorts were firm to USC10 above last levels to easier by USC7; lower mediums met reduced competition and lost up to USC12 while plainer categories were irregular ranging between firm to USC18 dearer with a few improved lines gaining up to USC30 to easier by up to USC10..

Best DUST1s available were irregular and varied between firm to USC16 dearer to easier by up to USC18 while brighter descriptions ranged between steady to USC10 dearer to USC11 below previous rates; mediums saw useful activity and appreciated by up to USC17 but some lines shed up to USC5. Lower medium varieties saw less enquiry and shed between USC2 to USC14 but a few selected teas advanced by up to USC12 while plainer types ranged between steady to USC14 dearer to easier by up to USC12.

LEAF GRADES (M2)

Offerings: 109,220 packages (7,151,796.50 kilos) with 17.08% remaining unsold. The best BP1s on offer were irregular and ranged between firm to USC14 dearer to easier by up to USC8 and a few lines shed a further USC34 with brighter varieties varying between steady to USC20 dearer to USC16 below last rates and many remained without bids; medium descriptions held value where sold. Lower medium categories met irregular interest and ranged between firm to USC18 dearer to easier by a similar margin with plainer sorts discounted by up to USC18.

Best PF1s available varied between firm to USC11 dearer to easier by up to USC10 with brighter categories steady to easier by up to USC20 as the sale progressed and some lines were neglected due to price limits. Mediums were firm to USC16 below previous levels while lower medium types saw good but irregular enquiry ranging between steady to USC16 dearer to easier by up to USC10. Plainer descriptions advanced by up to USC10 but some invoices shed up to USC14.

SECONDARY GRADES (S1)

Offerings: 28,789 packages (1,459,080.00 kilos) with 21.99% unsold. In the Secondary Catalogues, BPs held value with PFs steady. Clean well sorted coloury Fannings gained with DUSTs advancing. Other Fannings were firm while similar DUSTs were steady. BMFs were readily absorbed.

MARKETS

Pakistan Packers lent useful support while Egyptian Packers showed reduced activity. There was good enquiry from Kazakhstan, other CIS nations, Russia, Yemen and other Middle Eastern countries while Bazaar were active but at lower levels. Sudan and UK lent selective interest with Afghanistan and Iran operating. Local Packers were subdued. Somalia maintained support at the lower end of the market.





TEA NEWS AROUND THE GLOBE

MOMBASA MARKET – Continued

QUOTATIONS	BROKENS	FANNINGS
Best	330 – 368	334 – 362
Good	330 – 376	320 – 348
Good Medium	330 – 344	293 – 348
Medium	260 – 307	236 – 311
Lower Medium	180 – 324	157 – 287
Plain	105 – 246	112 – 216

AUCTION	KENYA 2021 \$	KENYA 2022 \$	TOTAL 2021 \$	TOTAL 2022 \$
03	2.04	2.74	1.97	2.55
04	1.98	2.76	1.90	2.56
05	1.99	2.80	1.93	2.62

SOURCE : AFRICA TEA BROKERS LTD.



TEA NEWS AROUND THE GLOBE



CHITTAGONG MARKET

SALE NO. 39 – 07TH FEBRUARY 2022

CTC LEAF: 46,288 packages of Current Season teas on offer continued to meet with a selective demand.

BROKENs: There was only a small weight of clean Broken s which met with a good demand and sold at slightly easier rates but all other varieties met with much less demand and where sold recorded a further drop in price. BLF teas saw some demand but prices were once again a little easier.

FANNINGS: There was only a few clean Fannings on offer which met with a fairly strong competition and generally sold at firm to occasionally dearer rates. Medium and plainer types saw less demand and prices dropped further with heavy withdrawals. BLFs sold at around last levels.

CTC DUST: 9,762 packages of Current Season teas on offer met with a fairly good demand. Good liquoring Dusts witnessed fair competition and sold well at around last levels. Other Dusts were an easier market following a seasonal decline. BLF Dusts saw a limited interest with prices easing further. Blenders lent good support with fair interest from the Loose tea buyers.

COMMENTS: A heavier weight of plain teas eroded the general demand in the market and prices declined even further. Only bright feature was the strong demand for a few clean Fannings on offer. Blenders were fairly active although at reduced levels and there was a little more interest from the Loose tea buyers.

Dusts sold well.

Our catalogue (Sale 39): Avg: Tk 180.61, Sold 54.4 % & (Sale 38) Avg: Tk 181.16, Sold 51.3 %.

Quotations – This Week – (In Taka)

Broken s	This Week	Last Week	Fannings	This week	Last Week	Dust	This week	Last Week
Large	NQTA	NQTA	Best	205-215 nom	202-210 nom	PD	170-240	175-230
Medium	145-160	152-167	Good	170-175 nom	175-180	RD	120-279	133-281
Small	152-165	157-170	Medium	150-160	155-165	D	130-272	140-274
Plain	130-140	130-145	Plain	130-140	135-145	CD	142-266	150-282
BLF	120-140	120-138	BLF	120-140	120-138	BLF	120-142	133-150

Exchange Rates 07th February, 2022 Sterling Pound: Tk. 113.8063 dollar: Tk. 84.7665

SOURCE : NATIONAL BROKERS LTD



TEA NEWS AROUND THE GLOBE



SILIGURI MARKET

SALE NO.05 – SALE OF 03RD FEBRUARY 2022

1. MARKET DESCRIPTION :

- Demand – good.
- Levels eased irregularly due to quality.
- Internal trade was active with some support from Hul & Duncans. Exporters were once again selective.
- Percentage of teas selling below Rs.100 increased.

2. TOTAL AUCTION WEIGHTED AVERAGE (₹)

	2021-22			2020-21			UPTO SALE - 5		
	SALE - 5	SALE - 4	+/-	SALE - 5	SALE - 4	+/-	2021-22	2020-21	2019-20
CTC	129.62	139.61	-9.99	149.60	152.62	-3.03	178.36	202.21	137.30
DUST	131.62	142.70	-11.08	143.04	148.59	-5.55	167.76	196.34	132.31
TOTAL	129.89	139.98	-10.09	148.68	152.18	-3.50	177.16	201.50	136.72

SOURCE: PARCON INDIA PVT LTD

GUWAHATI MARKET

SALE NO. 05 – SALE OF 03RD FEBRUARY 2022

1. MARKET DESCRIPTION :

- Good demand.
- Selected cleaner sorts were well competed for, while others sold at irregular levels in line with quality.
- Hul active on liquoring sorts along with western India buyers.
- Duncan and other internal buyers lent useful support.
- Exporters were selective.

2. TOTAL AUCTION WEIGHTED AVERAGE (₹)

	2021-22			2020-21			UPTO SALE - 5		
	SALE - 5	SALE - 4	+/-	SALE - 5	SALE - 4	+/-	2021-22	2020-21	2019-20
CTC	148.24	149.21	-0.97	158.92	162.17	-3.25	184.01	218.76	142.25
DUST	143.04	140.33	2.71	151.65	155.72	-4.07	179.60	228.51	152.52
TOTAL	146.45	146.73	-0.28	156.73	160.30	-3.57	182.72	221.88	145.42

SOURCE: PARCON INDIA PVT LTD





TEA NEWS AROUND THE GLOBE

KOLKATA ORTHODOX / CTC MARKET

SALE NO.04 – SALE OF 03RD FEBRUARY 2022

1. Market description :

- Strong demand at irregular rates.
- The few early invoices, particularly primary grades sold well with competition.
- Exporters were active.

	WHOLE LEAF		BROKENS		FANNINGS
	1ST LINE	2ND LINE	LARGER	SMALLER	LEAFY
BEST	300+(N)	280+(N)	NQ	NQ	NQ
GOOD	250-280	240-270	200-240	200-230	140-160
MEDIUM	NQ	180-210	160-190	160-190	110-135

1. Market description :

- Demand- improved.
- CTC - Good / best Assams and Dooars sold readily at firm rates while the remaining Assams sold around last levels. Plainer Dooars started at firm levels but eased with the progress of the sale.
- All liquoring Dust grades met with strong competition and were fully firm to dearer while the remainder were steady. Secondaries witnessed a little resistance in price levels.
- WI and Hul were active with support from other packers, exporters and internals in the leaf category. In the dust section, Hul was the mainstay with support from WI and other sections of the trade. TCPL was selective in leaf and silent in dust.

2. TOTAL AUCTION WEIGHTED AVERAGE (₹)

	2021-22			2020-21			UPTO SALE - 4		
	SALE - 4	SALE - 3	+/-	SALE - 4	SALE - 3	+/-	2021-22	2020-21	2019-20
CTC	163.70	168.30	-4.60	191.50	185.62	5.88	205.09	229.49	157.16
DUST	155.46	161.68	-6.21	166.41	171.99	-5.58	209.24	239.87	170.83
TOTAL	161.20	166.25	-5.05	184.65	181.98	2.68	206.26	232.55	160.87

SOURCE: PARCON INDIA PVT LTD



UPCOMING AUCTION DETAILS

Auction No.	08		07	
Dates	22 nd / 23 rd February 2022		14 th / 15 th February 2022	
	No. of Lots	Qty – kg	No. of Lots	Qty – kg
Ex-Estate	866	982,115	867	986,672
Main Sale Total	9,956	5,068,532	9,900	5,034,398
High & Medium	1,408	712,276	1,469	744,402
Low Grown – Leafy	1,812	733,940	1,868	784,046
Low Grown – Semi Leafy	1,362	585,245	1,335	593,100
Low Grown Tippy	2,180	1,124,720	2,072	1,065,429
Premium / Flowery	397	66,410	351	62,594
Off Grades	2,231	1,258,132	2,238	1,227,267
Dust	566	587,809	567	557,560
Grand Total	10,822	6,050,647	10,767	6,021,070
Reprints	724	396,494	415	222,966
Total No. of Lots on Offer	10,822		10,767	
Total Quantity on Offer (kg)	6,050,647		6,021,070	



SCHEDULED CLOSING DATES

Auction No.	Date of Sale	Ex-Estate	Main Sale
09	01 st / 02 nd March 2022	10/02/2022	10/02/2022
10	08 th / 09 th March 2022	17/02/2022	17/02/2022
11	14 th / 15 th March 2022	24/02/2022	24/02/2022

PROMPT DATES

Auction No.	Buyers	Sellers
07	21/02/2022	22/02/2022
08	02/03/2022	03/03/2022
09	08/03/2022	09/03/2022



ORDER OF SALE (SALE NO. 07 – 14TH / 15TH FEBRUARY 2022)

Main Sale Order – 1 (Leafy / Semi Leafy / Tippy / Premium / 1A)	Main Sale Order – 2 (H & M / Off Grade / Dust)	Ex-Estate
Forbes & Walker Tea Brokers (Pvt) Ltd	Bartleet Produce Marketing (Pvt) Ltd	Ceylon Tea Brokers PLC
Mercantile Produce Brokers (Pvt) Ltd	Ceylon Tea Brokers PLC	Bartleet Produce Marketing (Pvt) Ltd
Bartleet Produce Marketing (Pvt) Ltd	JOHN KEELLS PLC	JOHN KEELLS PLC
Eastern Brokers. Ltd.	Eastern Brokers. Ltd.	Mercantile Produce Brokers (Pvt) Ltd
Ceylon Tea Brokers PLC	Forbes & Walker Tea Brokers (Pvt) Ltd	Eastern Brokers. Ltd.
Asia Siyaka Commodities PLC.	Mercantile Produce Brokers (Pvt) Ltd	Asia Siyaka Commodities PLC.
JOHN KEELLS PLC	Lanka Commodity Brokers Ltd	Forbes & Walker Tea Brokers (Pvt) Ltd
Lanka Commodity Brokers Ltd	Asia Siyaka Commodities PLC.	Lanka Commodity Brokers Ltd

[DB : HR / SG]



TEA SALE ARRANGEMENTS



COLOMBO TEA TRADERS' ASSOCIATION

C/o. THE CEYLON CHAMBER OF COMMERCE, P.O.Box 274, No. 50, NAVAM MAWATHA, COLOMBO 02.

Telephone: 5588849; Facsimile: 2449352; E-Mail ; hemaratne@chamber.lk

CIRCULAR NO. 04 OF 2022

FEBRUARY 09,2022

TEA SALE ARRANGEMENTS FOR 02ND QUARTER 2022 - APRIL / MAY / JUNE

Sale No.	Date of Sale		Catalogue Closing Dates		Prompt Dates		10% Payment	E-Platform Levy Prompt Dates	
			Ex-Estate	Main Sale	Buyers	Sellers		Buyers	Sellers
APRIL									
14	Mon/Tue	04 th / 05 th	18/03/2022 4.30 pm		11/04/2022	12/04/2022	08/04/2022	12/04/2022	19/04/2022
15	Tue/Wed	19 th / 20 th	24/03/2022 4.30 pm		26/04/2022	27/04/2022	22/04/2022	26/04/2022	28/04/2022
16	Tue/Wed	26 th / 27 th	31/03/2022 4.30 pm		04/05/2022	05/05/2022	29/04/2022	04/05/2022	06/05/2022



TEA SALE ARRANGEMENTS – Continued,



Sale No.	Date of Sale		Catalogue Closing Dates		Prompt Dates		10% Payment	E-Platform Levy Prompt Dates	
			Ex-Estate	Main Sale	Buyers	Sellers		Buyers	Sellers
MAY									
17	Tue/Wed	03 rd / 04 th	08/04/2022 4.30 pm		10/05/2022	11/05/2022	06/05/2022	10/05/2022	12/05/2022
18	Tue/Wed	10 th / 11 th	22/04/2022 4.30 pm		17/05/2022	18/05/2022	13/05/2022	17/05/2022	19/05/2022
19	Tue/Wed	17 th / 18 th	28/04/2022 4.30 pm		24/05/2022	25/05/2022	20/05/2022	24/05/2022	26/05/2022
20	Tue/Wed	24 th / 25 th	06/05/2022 4.30 pm		31/05/2022	01/06/2022	27/05/2022	31/05/2022	02/06/2022
21	Tue/Wed	31 st May / 01 st June	12/05/2022 4.30 pm		07/06/2022	08/06/2022	03/06/2022	07/06/2022	09/06/2022
JUNE									
22	Tue/Wed	07 th / 08 th	19/05/2022 4.30 pm		15/06/2022	16/06/2022	10/06/2022	15/06/2022	17/06/2022
23	Mon/Tue	13 th / 15 th	26/05/2022 4.30 pm		21/06/2022	22/06/2022	17/06/2022	21/06/2022	23/06/2022
24	Tue/Wed	21 st / 22 nd	02/06/2022 4.30 pm		28/06/2022	29/06/2022	24/06/2022	28/06/2022	30/06/2022
25	Tue/Wed	28 th / 29 th	09/06/2022 4.30 pm		05/07/2022	06/07/2022	01/07/2022	05/07/2022	07/07/2022





TEA SALE ARRANGEMENTS – Continued,

HOLIDAYS FOR SECOND QUARTER 2022		
APRIL		
13 th	Wednesday	Day prior to Sinhala & Tamil New Year Day (P.B.M.)
14 th	Thursday	Sinhala & Tamil New Year Day (P.B.M.)
15 th	Friday	Good Friday (P.B.)
16 th	Saturday	Bak Full Moon Poya Day (P.B.M.)
MAY		
01 st	Sunday	May Day (P.B.M.)
02 nd	Monday	Statutory Holiday on Account of May Day Falling on Sunday.
03 rd	Tuesday	Id Ul-Fitr (P.B.)
15 th	Sunday	Vesak Full Moon Poya Day (P.B.M.)
16 th	Monday	Day following Vesak Full Moon Poya Day (P.B.M.)
JUNE		
14 th	Tuesday	Poson Full Moon Poya Day (P.B.M.)
P- Public B- Bank M- Mercantile		

The Secretariat
The Colombo Tea Traders' Association



HOLIDAY NOTICE



We wish to inform all our valued Clients that our Head Office, Sample Room and Stores will be closed for business on the following day.

16th February 2022

Wednesday

Nawam Full Moon Poya Day.





“

The man who asks a question is a fool for a minute,
the man who does not ask is a fool for life.

– *Confucius*

”