



# TEA MARKET REPORT

## JOHN KEELLS PLC

**SALE NO. 06 – 09<sup>TH</sup> / 10<sup>TH</sup> FEBRUARY 2021**

# ORDER OF SALE (SALE NO. 06 – 09<sup>TH</sup> / 10<sup>TH</sup> FEBRUARY 2021)

Main Sale Order – 1 (Leafy / Semi Leafy / Tippy / Premium / 1A)	Main Sale Order – 2 (H & M / Off Grade / Dust)	Ex-Estate
Mercantile Produce Brokers (Pvt) Ltd	Asia Siyaka Commodities Pvt. Ltd	Mercantile Produce Brokers (Pvt) Ltd
Bartleet Produce Marketing (Pvt) Ltd	Bartleet Produce Marketing (Pvt) Ltd	Lanka Commodity Brokers Ltd
F & W Tea Brokers (Pvt) Ltd	Ceylon Tea Brokers Plc	<b>JOHN KEELLS PLC</b>
Ceylon Tea Brokers Plc	<b>JOHN KEELLS PLC</b>	Asia Siyaka Commodities Pvt. Ltd
Eastern Brokers. Ltd.	Eastern Brokers. Ltd.	Bartleet Produce Marketing (Pvt) Ltd
Asia Siyaka Commodities Pvt. Ltd	F & W Tea Brokers (Pvt) Ltd	F & W Tea Brokers (Pvt) Ltd
<b>JOHN KEELLS PLC</b>	Mercantile Produce Brokers (Pvt) Ltd	Ceylon Tea Brokers Plc
Lanka Commodity Brokers Ltd	Lanka Commodity Brokers Ltd	Eastern Brokers. Ltd.



## AUCTION DETAILS

Auction No.	06	
Dates	09 <sup>th</sup> / 10 <sup>th</sup> February 2021	
	No. of Lots	Qty – kg
Ex Estate	793	892,392
Main Sale Total	10,530	5,493,831
High & Medium	1,283	610,140
Low Grown - Leafy	2,100	923,865
Low Grown - Semi Leafy	1,821	941,683
Low Grown Tippy	1,996	1,050,297
Premium / Flowery	386	70,811
Off Grades	2,388	1,343,549
Dust	556	553,486
Grand Total	11,323	6,386,223
Reprints	565	342,866
<b>Total No. of Lots Offered</b>	<b>11,323</b>	
<b>Total Quantity Offered (kg)</b>	<b>6,386,223</b>	

## PROMPT DATES

Auction No.	Buyers	Sellers
06	16/02/2021	17/02/2021



# COMMENTS

The 0.9Mkgs of Ex Estate teas on offer met with irregular demand. Select best Western High Grown BOPs were firm to a little easier at times. A few invoices however gained following special inquiry, the below best and plainer varieties were firm with some invoices gaining irregularly. Select best Western High Grown BOPFs declined, the below best and plainer varieties too were a little easier at times. Nuwara Eliya BOPs were irregularly lower, the BOPFs gained selectively. Udapussellawa BOP / BOPFs were firm. Uva BOPs were irregular following quality, the BOPFs too followed a similar trend. Low Grown CTC BP1s were irregular, High and Medium sorts were firm. Select best Low Grown PF1s were lower, High and Medium sorts were tending irregular following quality.

The 2.9 Mkg of Low Grown teas which were on offer met with good demand. Select best and best OP1s appreciated following quality. Select best BOP1s were dearer, others maintained last levels. Select best and best OP / OPAs gained a few rupees, others met with strong demand. Well-made Bold Pekoes were firm. Shotty Pekoe1s maintained last levels. In the Small leaf segment, select best BOP.SP / BOPF.SP and BOPFs were firm. Select best BOPs maintained last levels. Select best FBOPs met with improved demand, others too gained following quality. FBOPF1s held firm. FBOPF varieties were irregularly lower. Well-made Premium Flowery teas were firm, others met with irregular demand.

Turkey, Iran, Russia and the C.I.S. countries lent fair support. Libya and Iraq were active.







## MARKET DESCRIPTION

### Western Teas

Best BOPs shed Rs.10/- to Rs.20/-, a few below best types appreciated Rs.10/- to Rs.20/-, the balance met with irregular demand, plainer sorts were barely steady. Best BOPFs shed Rs.20/- to Rs.40/-, below best types eased Rs.10/-, whilst the poorer sorts were firm to dearer at times. Medium BOP / BOPFs maintained.

### Nuwara Eliya Teas

BOPs met with irregular demand whilst the BOPFs were firm to at times dearer.

### Uva Teas

BOP / BOPFs met with irregular demand. Uda pussellawa BOP / BOPFs were firm.

### CTC Teas

Low Grown BP1s met with irregular demand, PF1s shed Rs.10/- to Rs.20/-. Medium Grown BP1s were firm to dearer at times, whilst the PF1s maintained last levels. High Grown BP1s were firm to at times Rs.10/- to Rs.20/- dearer, better PF1s met with irregular demand, the balance maintained last levels.

## QUOTATIONS

	BOP – RS.	BOPF – RS.
Good Westerns	680 – 740	660 – 730
Average Westerns	630 – 670	620 – 650
Plainer Westerns	580 – 620	580 – 610
Western Mediums	530 – 720	470 – 650
Uva Teas	500 – 650	520 – 660
Nuwara Eliya Teas	550	550 – 750
Uda Pussellawa Teas	550 – 600	570 – 640
CTC (BP1 and PF1)	420 - 680	370 - 820





# MARKET DESCRIPTION

## Low Grown

Well-made OP1s along with the reducer types gained by Rs.10/- to Rs.20/- and more with good demand. BOP1s were mainly firm. Well-made OPs maintained last levels, below best types along with the reducers gained by Rs.10/- to Rs.20/- with better demand experiencing through the latter part of the sale. Well made OPAs gained by Rs.10/- to Rs.20/-, secondaries too gained by Rs.20/- and more at times. Shotty Pekoes were firm, well-made bold Pekoes met with fair demand, secondaries however declined by Rs.10/-. Shotty Pekoe1s gained by Rs.10/- to Rs. 20/-, reducers declined by Rs.10/- to Rs.20/- and more at times.

Select best BOPs were dearer by Rs.10/- to Rs.20/- with good demand, best and below best types were firm, secondary types were dearer by Rs.5/- to Rs.10/-. Select best BOP.SP / BOPF.SP were firm, best and below best types too were firm, poorer sorts were dearer by a few rupees. BOPFs followed a similar trend. Select best FBOPF1s were firm to dearer by Rs.5/- to Rs.10/-, best and below best types were firm, secondaries were dearer by Rs.10/- to Rs.20/- with good demand. Select best well-made FBOPs were firm, best types were firm to irregularly lower by Rs.5/- to Rs.10/-, below best and secondary types were firm. FBOPF varieties were lower to last by Rs.5/- to Rs.10/-. Select best Premium Flowery teas met with good demand, best types were firm, below best types were irregularly lower by Rs.5/- to Rs.10/-.

## Off Grades

Select best and best Fgs1s were easier by Rs.10/-, below best and poorer types declined by Rs.20/- to Rs.30/-. Select best, best and below best BMs were dearer, poorer types were easier by Rs.10/-. Select best and best BPs were firm whilst below best and poorer types declined by Rs.20/- to Rs.30/-. Select best and best BOP1As were dearer by Rs.20/- to Rs.25/- whilst below best and poorer sorts were dearer by Rs.10/- to Rs.15/-.

## Dust

Select best Dust1s appreciated by Rs.20/-, best and below best varieties were firm to dearer, clean secondaries were dearer by Rs.20/- to Rs.30/-, others were firm to dearer. Best High & Medium CTCs were irregular, others followed a similar trend. Best Low Grown CTCs were firm to dearer, others were firm. Best Low Grown Dust / Dust1s appreciated by Rs. 20/- to Rs.30/-, others held firm.



# QUOTATIONS

	Select Best	Best	Below Best	Others
<b>LIQUORING</b>				
DUST-1	630.00 - 750.00	580.00 - 620.00	550.00 - 570.00	440.00 - 540.00
<b>OFF GRADES</b>				
FGS1	600.00 - 630.00	550.00 - 590.00	450.00 - 540.00	350.00 - 440.00
FGS	500.00 - 520.00	440.00 - 490.00	380.00 - 430.00	320.00 - 370.00
<b>LOW GROWNS</b>				
FBOPF / FFSP / FFEXSP	2000.00 - 3200.00	1200.00 - 1800.00	800.00 - 1100.00	600.00 - 740.00
BOP	880.00 - 1250.00	700.00 - 820.00	560.00 - 680.00	450.00 - 540.00
BOPSP	770.00 - 1250.00	630.00 - 740.00	550.00 - 590.00	420.00 - 510.00
BOPF	650.00 - 770.00	510.00 - 620.00	420.00 - 500.00	280.00 - 370.00
FBOPF1	740.00 - 920.00	640.00 - 720.00	590.00 - 620.00	440.00 - 570.00
FBOP	800.00 - 1060.00	650.00 - 740.00	570.00 - 630.00	440.00 - 550.00
BOP1	870.00 - 1450.00	840.00 - 870.00	720.00 - 840.00	620.00 - 670.00
OP1	1440.00 - 1800.00	1400.00 - 1440.00	1080.00 - 1400.00	500.00 - 700.00
OP	730.00 - 830.00	720.00 - 730.00	680.00 - 720.00	530.00 - 570.00
OPA	690.00 - 1000.00	650.00 - 680.00	530.00 - 570.00	400.00 - 500.00
PEKOE	800.00 - 1200.00	650.00 - 740.00	550.00 - 600.00	470.00 - 500.00
PEKOE1	840.00 - 1300.00	740.00 - 780.00	600.00 - 650.00	450.00 - 510.00
DUST / DUST1	470.00 - 630.00	420.00 - 440.00	380.00 - 410.00	330.00 - 360.00



- **Top Prices**
- **Colombo Auction Averages**
- **Agro Climatic District Averages**
- **All Brokers Private Sale Figures**





# TOP PRICES (SALE NO. 06 – 09<sup>TH</sup> / 10<sup>TH</sup> FEBRUARY 2021)

WESTERN HIGH			
BOP		Bearwell	740.00
		Somerset	740.00
BOPSP		Great Western	700.00
BOPF/BOPFSP		Kaipoogalla	730.00
FBOP/FBOP1	*	<b>Inverness</b>	<b>860.00</b>
FBOPF/FBOPF1	*	<b>Inverness</b>	<b>780.00</b>
BOP1		-	
OP/OPA	*	<b>Inverness</b>	<b>710.00</b>
OP1	*	<b>Venture</b>	<b>670.00</b>
PEKOE/PEKOE1		Weddemulla	860.00

WESTERN MEDIUM			
BOP		Harangalla	810.00
BOPSP		Edden Valley	710.00
BOPF/BOPFSP		Sanrose	680.00
FBOP/FBOP1		Craighead	960.00
FBOPF/FBOPF1		Craighead	940.00
BOP1		Orange Field	890.00
OP/OPA		Harangalla	780.00
OP1		Craighead	1020.00
PEKOE/PEKOE1		Dartry Valley	1020.00

UDA PUSSELLAWA			
BOP		Luckyland	600.00
BOPSP		Kirklees	570.00
BOPF/BOPFSP	*	<b>Mooloya</b>	<b>640.00</b>
FBOP/FBOP1		Gampaha	680.00
FBOPF/FBOPF1		Gampaha	730.00
BOP1		Gonapitiya	620.00
OP/OPA		Delmar	620.00
OP1		Gampaha	640.00
PEKOE/PEKOE1		Gonapitiya	640.00

UVA HIGH			
BOP	*	<b>Glenanore</b>	<b>720.00</b>
BOPSP	*	<b>Spring Valley</b>	<b>700.00</b>
BOPF/BOPFSP	*	<b>Pitaratmalie</b>	<b>660.00</b>
		Bandara Eliya	660.00
		Spring Valley	660.00
FBOP/FBOP1		Uva Highlands	790.00
FBOPF/FBOPF1	*	<b>Spring Valley</b>	<b>760.00</b>
BOP1	*	<b>Uva Highlands</b>	<b>810.00</b>
OP/OPA		Battawatte	660.00
OP1	*	<b>Spring Valley</b>	<b>700.00</b>
PEKOE/PEKOE1		Battawatte	920.00

UVA MEDIUM			
BOP	*	<b>Demodera "S"</b>	<b>720.00</b>
BOPSP		Halpewatte Uva	740.00
BOPF/BOPFSP		Dickwella	720.00
FBOP/FBOP1		Aruna Passara	800.00
		Dickwella	800.00
FBOPF/FBOPF1	*	<b>Pettiagalla</b>	<b>770.00</b>
		Halpewatte Uva	770.00
BOP1		Glen Alpin	780.00
OP/OPA		Dickwella	670.00
OP1		Halpewatte Uva	760.00
PEKOE/PEKOE1		Aruna Passara	940.00

CTC HIGH			
PF1	**	<b>Dunsinane CTC</b>	<b>630.00</b>
BP1		Dunsinane CTC	600.00
		Florence CTC	600.00
BPS	*	<b>Mount Vernon CTC</b>	<b>550.00</b>
OF		-	

CTC MEDIUM			
PF1	**	<b>Delta CTC</b>	<b>610.00</b>
BP1	*	<b>Delta CTC</b>	<b>630.00</b>
BPS		Aultmore CTC	510.00
OF		-	

NUWARA ELIYA			
BOP	*	<b>Kenmare</b>	<b>550.00</b>
BOPF/BOPFSP		Mahagastotte	750.00
FBOP/FBOP1		Court Lodge	940.00
		Mahagastotte	940.00
OP/OPA		Mahagastotte	640.00
PEKOE/PEKOE1		Court Lodge	920.00

CTC LOW			
PF1	*	<b>Hingalgoda CTC</b>	<b>820.00</b>
BP1		Ceciliyan CTC	680.00
BPS	**	<b>Ceciliyan CTC</b>	<b>650.00</b>
OF	*	<b>Peakwatta CTC</b>	<b>400.00</b>



# TOP PRICES (SALE NO. 06 – 09<sup>TH</sup> / 10<sup>TH</sup> FEBRUARY 2021)

LOW			
BOP		Golden Garden	1250.00
BOPSP		Nawagamuwehena	1250.00
BOPF		Hidellana	770.00
BOPFSP		Dishan Valley	800.00
	*	<b>Kiruwana ganga</b>	<b>720.00</b>
FBOP		Pothotuwa	1060.00
	*	<b>Kiruwana ganga</b>	<b>1020.00</b>
FBOP1		Rotumba	960.00
FBOPF		Andaradeniya	1040.00
FBOPF1	*	<b>Halwitigala S. H.</b>	<b>920.00</b>
		Sirimewana	920.00
BOP1		New Vithanakanda	1450.00
OP1		Kanneliya	1800.00
OP		Kurunduwatte	830.00
OPA		A C U Super	1000.00
PEKOE		Liyonta	1200.00
PEKOE1		Hidellana	1300.00

PREMIUM			
FBOPFSP	*	<b>Berubeula</b>	<b>2550.00</b>
FBOPFEXSP		Lions	3200.00
FBOPFEXSP1		Graceland	2750.00

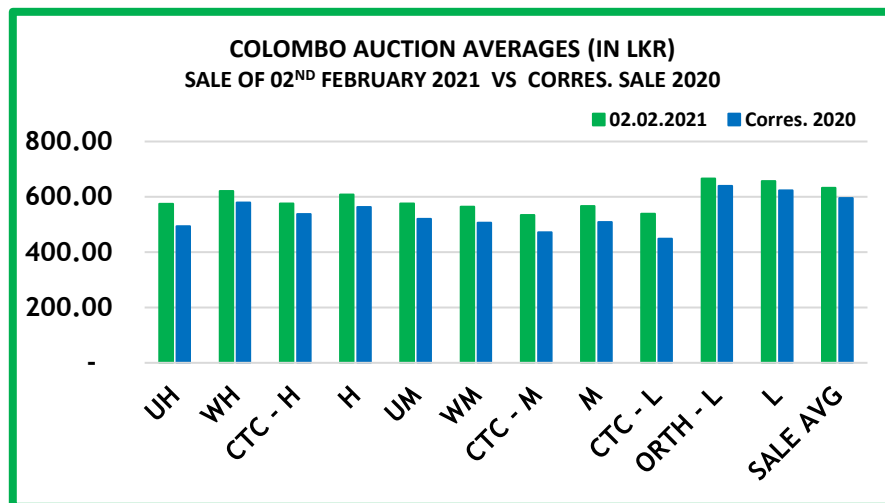
DUST			
DUST1		Mattakelle	750.00
P.DUST		Ceciliyan CTC	730.00

OFF GRADES			
FNGS/FNGS1		Laxapana	630.00
PFNGS	*	<b>Hingalgoda CTC</b>	<b>750.00</b>
BM		Gunawardena	690.00
BP	*	<b>Kenmare</b>	<b>680.00</b>
BOP1A		Rilhena Special	810.00

**\*\* MORE THAN ONE TOP PRICE OBTAINED**  
**\* TEAS SOLD BY JOHN KEELLS PLC**  
**+ ALL TIME RECORD PRICE**  
**++ ALL TIME RECORD PRICE EQUALED**

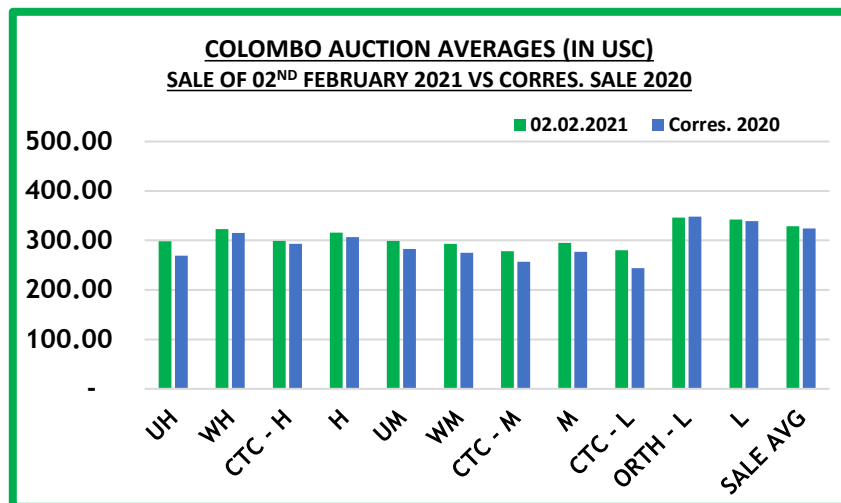


# COLOMBO AUCTION AVERAGES



	Sale of 26/01/2021 In LKR	Sale of 02/02/2021 In LKR	Corres. 2020 In LKR
Uva High Grown	568.74	574.13	494.18
Western High Grown	610.90	620.93	579.77
CTC High Grown	576.63	575.70	538.04
<b>Summary of High Grown</b>	<b>598.99</b>	<b>608.64</b>	<b>563.65</b>
Uva Medium Grown	584.76	575.56	520.35
Western Medium Grown	569.64	563.84	505.96
CTC Medium Grown	544.92	534.80	471.91
<b>Summary of Medium Grown</b>	<b>574.24</b>	<b>567.18</b>	<b>509.15</b>
CTC Low Grown	538.25	539.21	449.03
Orthodox Low Grown	677.19	665.75	638.97
<b>Summary of Low Grown</b>	<b>666.20</b>	<b>657.08</b>	<b>622.73</b>
<b>TOTAL SALE AVERAGE</b>	<b>637.17</b>	<b>632.24</b>	<b>595.50</b>

# COLOMBO AUCTION AVERAGES



	Sale of 26/01/2021 In USC	Sale of 02/02/2021 In USC	Corres. 2020 In USC
Uva High Grown	292	298	269
Western High Grown	314	323	315
CTC High Grown	296	299	293
<b>Summary of High Grown</b>	<b>308</b>	<b>316</b>	<b>307</b>
Uva Medium Grown	300	299	283
Western Medium Grown	293	293	275
CTC Medium Grown	280	278	257
<b>Summary of Medium Grown</b>	<b>295</b>	<b>295</b>	<b>277</b>
CTC Low Grown	277	280	244
Orthodox Low Grown	348	346	348
<b>Summary of Low Grown</b>	<b>342</b>	<b>342</b>	<b>339</b>
<b>TOTAL SALE AVERAGE</b>	<b>327</b>	<b>329</b>	<b>324</b>

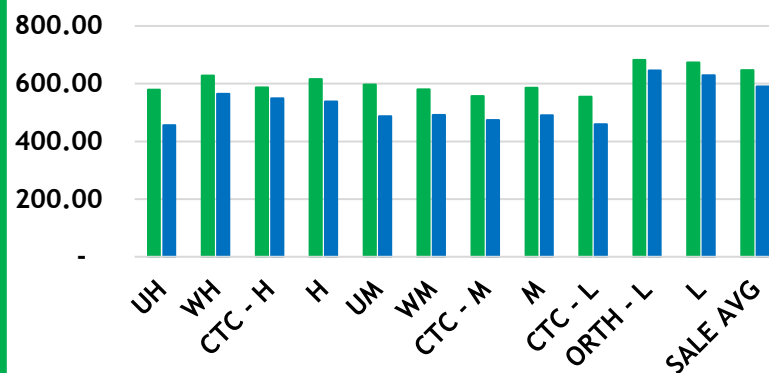


# COLOMBO AUCTION AVERAGES

**COLOMBO AUCTION AVERAGES – TODATE**

**(IN LKR)**

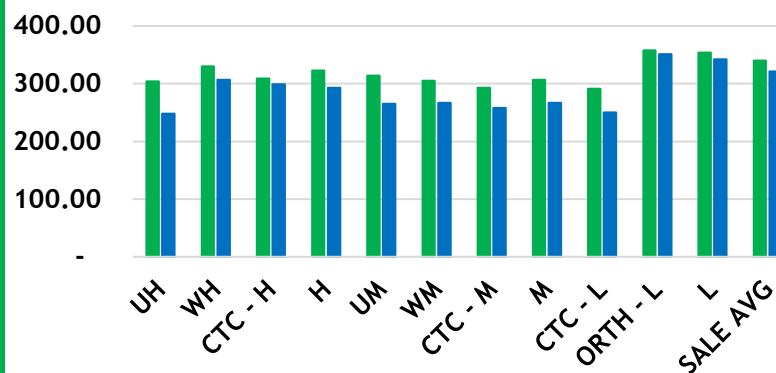
■ 2021 ■ 2020



**COLOMBO AUCTION AVERAGES – TODATE**

**(IN USC)**

■ 2021 ■ 2020



January to Date (Sale No. 05)	2021 LKR	2020 LKR	2021 USC	2020 USC
Uva High Grown	578.07	461.37	304	251
Western High Grown	626.90	567.19	329	309
CTC High Grown	585.16	547.24	307	298
<b>Summary of High Grown</b>	<b>614.00</b>	<b>542.87</b>	<b>323</b>	<b>295</b>
Uva Medium Grown	593.42	492.19	312	268
Western Medium Grown	576.62	493.75	303	269
CTC Medium Grown	552.21	473.41	290	258
<b>Summary of Medium Grown</b>	<b>581.77</b>	<b>493.39</b>	<b>306</b>	<b>268</b>
CTC Low Grown	551.25	457.57	290	249
Orthodox Low Grown	678.89	644.06	357	350
<b>Summary of Low Grown</b>	<b>669.76</b>	<b>627.97</b>	<b>352</b>	<b>342</b>
<b>TOTAL SALE AVERAGE</b>	<b>643.63</b>	<b>591.43</b>	<b>338</b>	<b>322</b>





# COLOMBO AUCTION AVERAGES

FROM 02 <sup>ND</sup> FEBRUARY 2021	LKR
Uva High Grown	575.28
Western High Grown	621.73
<b>Summary of High Grown</b>	<b>609.37</b>
Uva Medium Grown	569.38
Western Medium Grown	565.05
<b>Summary of Medium Grown</b>	<b>566.30</b>
<b>Summary of Low Grown</b>	<b>656.11</b>
<b>TOTAL SALE AVERAGE</b>	<b>631.31</b>



## SUB DISTRICT AVERAGE PRICES DURING THE MONTH OF JANUARY 2021

SUB DISTRICTS	MONTH	CUM.	SUB DISTRICTS	MONTH	CUM.
<b>(A) NUWARA ELIYA</b>	<b>646.34</b>	<b>646.34</b>	<b>(D) UDA PUSSELLAWA</b>		
			(i) Uda Pussellawa / Halgranoya	564.64	564.64
<b>(B) WESTERNS</b>			(ii) Maturata	498.56	498.56
(i) Ramboda	626.23	626.23			
(ii) Pundaluoya	569.66	569.66	<b>(E) UVAS</b>		
(iii) Agarapatana	609.74	609.74	(i) Koslanda / Haldumulla	628.30	628.30
(iv) Nanuoya/ Lindula/ Talawakelle	667.58	667.58	(ii) Haputale	592.45	592.45
(v) Patana / Kotagala	598.41	598.41	(iii) Bandarawela / Poonagalla	596.46	596.46
(vi) Hatton / Dickoya	611.63	611.63	(iv) Malwatte / Welimada	565.21	565.21
(vii) Bogawantalawa	633.35	633.35	(v) Demodara / Haliella / Badulla	598.63	598.63
(viii) Upcot / Maskeliya	641.57	641.57	(vi) Ella / Namunukula	574.37	574.37
			(vii) Passara / Lunugalla	580.23	580.23
<b>(C) MEDIUMS</b>			(viii) Madulsima	548.70	548.70
(i) Watawala/ Ginigathhena / Norton Bridge	574.01	574.01			
(ii) Pussellawa / Hewaheta	602.07	602.07	<b>(F) LOW GROWNS</b>		
(iii) Kotmale	619.87	619.87	(i) Deniyaya	726.50	726.50
(iv) Gampola / Nawalapitiya / Dolosbage	584.71	584.71	(ii) Galle	695.08	695.08
(v) Nilambe / Hantane / Galaha	608.56	608.56	(iii) Kalutara	652.07	652.07
(vi) Kadugannawa	572.02	572.02	(iv) Kegalle	621.35	621.35
(vii) Madulkelle / Knuckles / Rangala	538.10	538.10	(v) Kellani Valley	678.95	678.95
(viii) Hunnasgiriya / Matale / Yakdessa	528.89	528.89	(vi) Kandy / Matale / Kurunegala	529.72	529.72
(ix) Balangoda / Rakwana	616.62	616.62	(vii) Matara	720.30	720.30
			(viii) Morawaka	698.96	698.96
			(ix) Ratnapura	669.05	669.05
			(x) Balangoda	620.49	620.49

SOURCE : SRI LANKA TEA BOARD



# ALL BROKERS PRIVATE SALE FIGURES (FOR THE PERIOD – 01<sup>ST</sup> TO 06<sup>TH</sup> FEBRUARY 2021)

	WEEKLY	TODATE
High, Medium & Low	70,797.00	299,970.50
Green Tea	25,469.00	150,135.00
Organic Tea	9,161.00	48,292.00
BMF	116,115.00	816,337.00
Direct Sales	-	-
Forward Contract	-	69,680.00





- **Crop and Weather**
- **Crop Figures**
- **Tea News**

## CROP AND WEATHER - FOR THE PERIOD OF 01<sup>ST</sup> TO 07<sup>TH</sup> FEBRUARY 2021



### **Western**

Bright weather conditions with occasional afternoon showers were recorded in Bogawantalawa, Agradatana and Talawakelle districts.



### **Nuwara Eliya**

Gloomy weather conditions with occasional scattered showers were recorded in Nuwara Eliya and Kandapola.



### **Uva**

Bright mornings and occasional afternoon showers were recorded in Haputale, Badulla and Lunugala.



### **Low Grown**

Bright mornings and scattered evening showers were recorded in Galle, Ratnapura and Deniyaya region.



### **Crop**

Crop intakes are low.

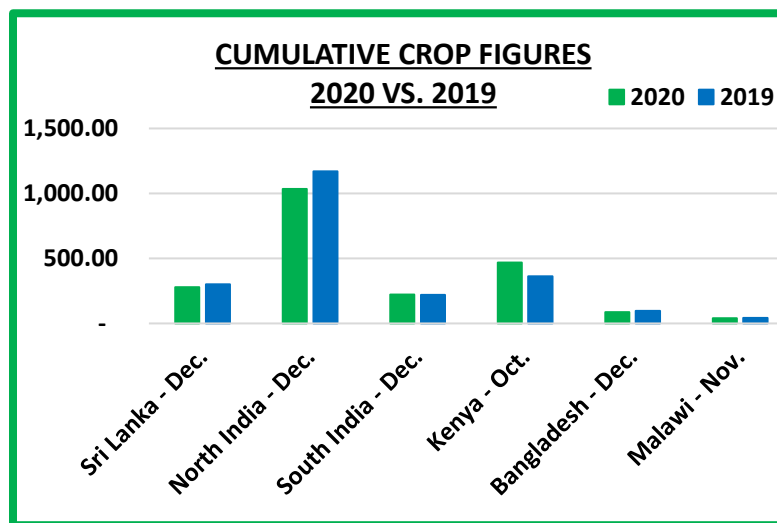
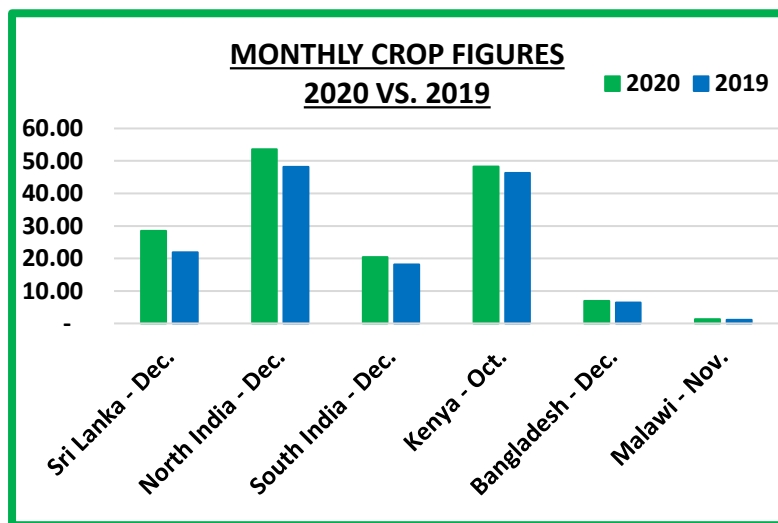




# CROP FIGURES OF MAJOR PRODUCING & EXPORTING COUNTRIES

Country	Month	2020	2019	Cumulative	2020	2019	Cumulative + Inc. / Dec.
Sri Lanka	December	28.50	21.89	Upto December	278.48	300.12	- 21.63
North India	December	53.56 (E)	48.19	Upto December	1034.06 (E)	1171.09	- 137.03
South India	December	20.37 (E)	18.12	Upto December	221.54 (E)	218.99	+ 2.55
Kenya	October	48.27	46.30	Upto October	467.44	363.10	+ 104.34
Bangladesh	December	6.96	6.42	Upto December	86.39	96.07	- 9.68
Malawi	November	1.3	1.1	Upto November	39.9	43.2	- 3.3

(E) - Estimated



# TEA NEWS AROUND THE GLOBE



## MOMBASA MARKET

SALE NO. 05 – SALE OF 01<sup>ST</sup> / 02<sup>ND</sup> & 03<sup>RD</sup> FEBRUARY 2021

Improved but irregular demand for the 206,548 packages (13,609,653.50 kilos) in the market with 14.11% unsold.

### LEAF GRADES

Offerings: 101,440 packages (6,618,783.00 kilos). 9.50% were unsold. Best BP1s on offer shed USC2 to USC28 following quality while brighter varieties eased by USC13 to USC46. Medium sorts were irregular ranging between firm USC14 dearer to easier by up to USC16 with lower medium types better competed for varying between USC8 to USC32 above last prices to easier by USC6 to USC14 with a few lines remaining unsold. Plainer descriptions met improved absorption and ranged between USC10 to USC36 dearer following quality to easier by USC6 to USC16 and some invoices were neglected.

The best PF1s in the market met an irregular enquiry and ranged between firm to USC3 dearer to easier by up to USC14 with brighter types discounted by up to USC20 but a few improved sorts were about steady to USC2 dearer; mediums were irregular with quality ranging between firm to USC6 above last prices to easier by up to USC4. Lower medium categories held steady to USC4 dearer to easier by up to USC8 with plainer sorts firm to USC4 below last rates and some invoices were neglected.

### DUST GRADES

Offerings: 73,540 packages (5,411,259.00 kilos). 21.54% were neglected. Best PDUSTs on offer met improved support gaining USC2 to USC20 while brighter categories appreciated by USC4 to USC20 with medium types irregular and ranged between USC2 to USC4 above previous week's rates to easier by up to USC6. Lower medium varieties met an irregular interest varying between firm to USC8 dearer to easier by USC3 to USC14 and some invoices were neglected with plainer descriptions ranging between steady to USC4 above last prices to easier by USC5 to USC9 and a few teas received no bids.

The best DUST1s available gained USC4 to USC5 with brighter sorts irregular and varied between firm to USC6 above last levels to easier by a similar rate while medium types shed USC2 to USC5 where sold. Lower medium categories held steady to USC13 below last prices with some lines remaining without bids while plainer varieties were irregular varying between USC2 to USC10 dearer to easier by a similar level and many teas were neglected.

### SECONDARY GRADES

Offerings: 31,568 packages (1,579,611.00 kilos) and 11.63% remained unsold. In the Secondary Catalogues, best BPs appreciated with others firm while clean PFs gained, and others were easier. Clean well sorted coloury Fannings were steady with similar DUSTs firm. Other Fannings held value with DUSTs discounted. BMFs were well absorbed.

### MARKETS

There was more support from Yemen, other Middle Eastern countries, Egyptian Packers, Sudan and UK while Kazakhstan and other CIS nations were more active but selective. Pakistan Packers lent useful interest while Bazaar and Russia were active with Afghanistan and Iran quieter. Local Packers showed more activity on account of price. Somalia were active at the lower end of the market.





# TEA NEWS AROUND THE GLOBE

## MOMBASA MARKET – Continued

QUOTATIONS	BROKENS	FANNINGS
Best	471 - 911	452 - 646
Good	427 - 765	446 - 500
Good Medium	461 - 765	434 - 465
Medium	346 - 504	396 - 457
Lower Medium	246 - 419	242 - 369
Plain	230 - 438	192 - 350 (SL RUPEES)

### AUCTION AVERAGE PRICE

AUCTION	KENYA 2020 \$	KENYA 2021 \$	TOTAL 2020 \$	TOTAL 2021 \$
03	2.28	2.04	2.18	1.97
04	2.21	1.98	2.11	1.90
05	2.18	1.99	2.08	1.93

SOURCE : AFRICA TEA BROKERS LTD.



# TEA NEWS AROUND THE GLOBE



## CHITTAGONG MARKET

SALE NO. 37 – 08<sup>TH</sup> FEBRUARY 2021

CTC LEAF: 32,575 packages of Current Season and 50 packages of Old Season teas on offer met with a good demand at slightly easier rates.

BROKENS: Best Brokens met with a fairly good demand but were easier with quality often shedding by Tk.5/- to sometimes more. Mediums also met with a good demand and were about steady. All other types were an irregular market but mostly easing in value with some withdrawals.

FANNINGS: Best Fannings met with a good demand but were easier by about Tk.5/- to Tk.7/- whilst good and mediums were about steady to slightly easier with a few withdrawals. Plain and BLF types met with some demand but eased further.

CTC DUST: 9,214 packages of Current Season and 5 packages of Old Season teas on offer met with a good demand. Good liquoring varieties sold at barely steady to easier rates closely following quality. Mediums met with a good demand and sold around last levels. Plain and BLF Dusts were easier by Tk.5/- to Tk.10/- with quite fair withdrawals. Blenders lent strong support with fair interest from the Loose tea buyers.

COMMENTS: Teas on offer showed a seasonal decline in quality and there was a preponderance of plainer varieties. As a result, buyers were more discriminating particularly the Blenders who were less competitive than of last. Best and good types mostly shed Tk.4/- to Tk.6/- in values whilst the other varieties fell further with fair withdrawals. There was also less support from the Loose Tea buyers.

Dusts sold well.

Our catalogue (Sale 37): Avg: Tk 202.90, Sold 76.0% & (Sale 36) Avg: Tk 202.61, sold 83.6%.

### Quotations – This Week – (In Taka)

Brokens	This Week	Last Week	Fannings	This week	Last Week	Dust	This week	Last Week
Large	180-190 nom	180-190 nom	Best	207-215	210-220	PD	175-202	188-260
Medium	180-185	180-190	Good	197-203	200-208	RD	170-295	158-308
Small	190-205	193-208	Medium	185-190	188-193	D	155-270	182-290
Plain	172-177	175-180	Plain	172-177	175-180	CD	170-288	138-298
BLF	165-175	170-175	BLF	165-175	170-175	BLF	182	175-208

Exchange Rates 8<sup>th</sup> February 2021 Sterling Pound: Tk. 114.0273 dollar: Tk. 83.6702

SOURCE : NATIONAL BROKERS LTD





# TEA NEWS AROUND THE GLOBE

## GUWAHATI MARKET

SALE NO. 05 – SALE OF 03<sup>RD</sup> FEBRUARY 2021

### Market description:

- Good demand.
- Select good/best teas sold around last levels, remainder tended easier.

### 2. TOTAL AUCTION WEIGHTED AVERAGE ( ₹ )

	2020-21			2019-20			UPTO SALE - 5		
	SALE - 5	SALE - 4	+/-	SALE - 5	SALE - 4	+/-	2020-21	2019-20	2018-19
CTC	158.92	162.17	-3.25	106.64	111.50	-4.86	218.76	142.25	145.24
DUST	151.65	155.72	-4.07	105.25	113.90	-8.66	228.51	152.52	158.11
TOTAL	156.73	160.30	-3.57	106.26	112.08	-5.82	221.88	145.42	149.24

SOURCE: PARCON INDIA PVT LTD

## SILIGURI MARKET

SALE NO.05 – SALE OF 05<sup>TH</sup> FEBRUARY 2021

### Market description:

- Good demand witnessed in both leaf and dust segment at irregular & easier rates.
- A few liquoring varieties and reprints were well competed for.

### 2. TOTAL AUCTION WEIGHTED AVERAGE ( ₹ )

	2020-21			2019-20			UPTO SALE - 5		
	SALE - 5	SALE - 4	+/-	SALE - 5	SALE - 4	+/-	2020-21	2019-20	2018-19
CTC	149.60	152.62	-3.03	104.80	114.79	-9.99	202.21	137.30	141.39
DUST	143.04	148.59	-5.55	112.45	116.32	-3.87	196.34	132.31	139.61
TOTAL	148.68	152.18	-3.50	105.55	114.95	-9.40	201.50	136.72	141.20

SOURCE: PARCON INDIA PVT LTD





# TEA NEWS AROUND THE GLOBE



## KOLKATA ORTHODOX / CTC MARKET

SALE NO.05 – SALE OF 03<sup>RD</sup> / 04<sup>TH</sup> FEBRUARY 2021

### Market description :

- Strong demand.
- Levels were irregular around last to lower with quality.

	WHOLE LEAF			BROKENS	FANNINGS
	1ST LINE	2ND LINE	GFOP	BROKENS	FANNINGS
BEST	NQ	NQ	NQ	NQ	NQ
GOOD	NQ	250 - 280+	240 - 270+	230 - 260+	NQ
MEDIUM	NQ	230 - 250(N)	220 - 240(N)	200 - 230	130 - 170

### Market description :

- Demand – good.
- Dust market followed a similar trend.

### 2. TOTAL AUCTION WEIGHTED AVERAGE ( ₹ )

	2020-21			2019-20			UPTO SALE - 5		
	SALE - 5	SALE - 4	+/-	SALE - 5	SALE - 4	+/-	2020-21	2019-20	2018-19
CTC	175.84	191.50	-15.66	126.94	128.54	-1.60	227.85	156.52	157.12
DUST	162.07	166.41	-4.34	120.68	128.75	-8.07	237.22	169.81	167.69
TOTAL	171.46	184.65	-13.20	125.28	128.59	-3.31	230.62	160.13	160.39

SOURCE: PARCON INDIA PVT LTD



# UPCOMING AUCTION DETAILS

Auction No.	08		07	
Dates	22 <sup>nd</sup> / 23 <sup>rd</sup> February 2021		16 <sup>th</sup> / 17 <sup>th</sup> February 2021	
	No. of Lots	Qty – kg	No. of Lots	Qty – kg
Ex-Estate	832	947,849	868	991,814
Main Sale Total	10,114	5,124,236	10,848	5,711,684
High & Medium	1,289	600,978	1,390	648,046
Low Grown – Leafy	2,018	860,036	2,111	928,063
Low Grown – Semi Leafy	1,879	920,850	1,918	971,830
Low Grown Tippy	2,008	1,052,321	2,033	1,078,586
Premium / Flowery	430	73,341	433	82,722
Off Grades	1,958	1,084,896	2,317	1,326,647
Dust	532	531,814	646	675,790
Grand Total	10,946	6,072,085	11,716	6,703,498
Reprints	789	425,354	885	541,536
<b>Total No. of Lots on Offer</b>	<b>10,946</b>		<b>11,716</b>	
<b>Total Quantity on Offer (kg)</b>	<b>6,072,085</b>		<b>6,703,498</b>	



## SCHEDULED CLOSING DATES

Auction No.	Date of Sale	Ex-Estate	Main Sale
09	02 <sup>nd</sup> / 03 <sup>rd</sup> March 2021	11/02/2021	11/02/2021
10	09 <sup>th</sup> / 10 <sup>th</sup> March 2021	18/02/2021	18/02/2021
11	16 <sup>th</sup> / 17 <sup>th</sup> March 2021	25/02/2021	25/02/2021

## PROMPT DATES

Auction No.	Buyers	Sellers
07	23/02/2021	24/02/2021
08	01/03/2021	02/03/2021
09	09/03/2021	10/03/2021



# ORDER OF SALE (SALE NO. 07 – 16<sup>TH</sup> / 17<sup>TH</sup> FEBRUARY 2021)

Main Sale Order – 1 (Leafy / Semi Leafy / Tippy / Premium / 1A)	Main Sale Order – 2 (H & M / Off Grade / Dust)	Ex-Estate
Bartleet Produce Marketing (Pvt) Ltd	Bartleet Produce Marketing (Pvt) Ltd	Lanka Commodity Brokers Ltd
F & W Tea Brokers (Pvt) Ltd	Ceylon Tea Brokers PLC	<b>JOHN KEELLS PLC</b>
Ceylon Tea Brokers PLC	<b>JOHN KEELLS PLC</b>	Asia Siyaka Commodities Pvt. Ltd
Asia Siyaka Commodities Pvt. Ltd	Eastern Brokers. Ltd.	Bartleet Produce Marketing (Pvt) Ltd
<b>JOHN KEELLS PLC</b>	F & W Tea Brokers (Pvt) Ltd	F & W Tea Brokers (Pvt) Ltd
Eastern Brokers. Ltd.	Mercantile Produce Brokers (Pvt) Ltd	Ceylon Tea Brokers PLC
Lanka Commodity Brokers Ltd	Lanka Commodity Brokers Ltd	Eastern Brokers. Ltd.
Mercantile Produce Brokers (Pvt) Ltd	Asia Siyaka Commodities Pvt. Ltd	Mercantile Produce Brokers (Pvt) Ltd

[ DB : SG ]





“

The greatest glory in living lies not in never  
falling, but in rising every time we fall.

– ***Nelson Mandela***

”