



TEA MARKET REPORT

JOHN KEELLS PLC

SALE NO.06 – 10TH / 11TH FEBRUARY 2025



ORDER OF SALE (SALE NO. 06 – 10TH / 11TH FEBRUARY 2025)

Main Sale Order – 1 (Leafy / Semi Leafy / Tippy / Premium / 1A)	Main Sale Order – 2 (H & M / Off Grade / Dust)	Ex-Estate
BARTLEET PRODUCE MARKETING (PVT) LTD	ASIA SIYAKA COMMODITIES PLC.	CEYLON TEA BROKERS PLC
FORBES & WALKER TEA BROKERS (PVT) LTD	BARTLEET PRODUCE MARKETING (PVT) LTD	LANKA COMMODITY BROKERS LTD
CEYLON TEA BROKERS PLC	CEYLON TEA BROKERS PLC	JOHN KEELLS PLC
ASIA SIYAKA COMMODITIES PLC.	JOHN KEELLS PLC	MERCANTILE PRODUCE BROKERS (PVT) LTD
JOHN KEELLS PLC	EASTERN BROKERS. LTD.	ASIA SIYAKA COMMODITIES PLC.
EASTERN BROKERS. LTD.	FORBES & WALKER TEA BROKERS (PVT) LTD	BARTLEET PRODUCE MARKETING (PVT) LTD
LANKA COMMODITY BROKERS LTD	MERCANTILE PRODUCE BROKERS (PVT) LTD	FORBES & WALKER TEA BROKERS (PVT) LTD
MERCANTILE PRODUCE BROKERS (PVT) LTD	LANKA COMMODITY BROKERS LTD	EASTERN BROKERS. LTD.



AUCTION DETAILS

Auction No.	06	
Dates	10 th / 11 th February 2025	
	No. of Lots	Qty – kg
Ex Estate	910	907,796
Main Sale Total	10,709	4,988,840
High & Medium	1,432	627,106
Low Grown - Leafy	2,005	765,287
Low Grown - Semi Leafy	1,740	755,501
Low Grown Tippy	2,225	1,087,403
Premium / Flowery	415	64,532
Off Grades	2,303	1,148,891
Dust	589	540,120
Grand Total	11,619	5,896,636
Reprints	1,030	552,027
Total No. of Lots Offered	11,619	
Total Quantity Offered (kg)	5,896,636	

PROMPT DATES

Auction No.	Buyers	Sellers
06	18/02/2025	19/02/2025

COMMENTS



The Auction averages for the month of January 2025 recorded at Rs.1,185.43 is a decline of 7% in comparison to January 2024 which was at Rs.1,275.31. When analyzing the respective elevations, the High Grown recorded an average of Rs.1,105.66 with a positive variance of Rs.15.43 in comparison to Rs.1,090.23 in January 2024. The Medium Grown recorded a negative variance of Rs.48.24 with an average of Rs.1,038.05 when compared to Rs.1,086.29 in 2024. Similarly, the Low Grown too recorded a negative variance of Rs.136.39 with an average of Rs.1,255.60 in January 2025 in comparison to Rs.1,391.99 in January 2024.

0.9Mkg of Ex-Estate teas on offer met with irregular demand. A few select best Western High Grown BOPs gained following quality and special inquiry, the below best and plainer varieties declined from last week's levels with some invoices remaining unsold. A selection of good Western High Grown BOPs appreciated following quality and special inquiry, the below best and the plainer varieties were tending irregular. Nuwara Eliya BOPs / BOPs were firm to dearer. Uda Pussellawa BOPs were mostly tending easier from last week's levels with some invoices remaining unsold, the BOPs were irregular following quality and barely maintained last levels. Uva BOPs were tending easier, the BOPs were firm to dearer. Low Grown CTC BP1s mostly remained unsold, there were hardly any offerings of High and Medium sorts available. Low Grown CTC PF1s were firm to easier at times, the High and Medium sorts were barely steady and were tending easier.

The 2.6Mkg of Low Grown teas on offer met with irregular demand. In the Leafy segment, Well-made OP/OPAs were firm to easier, others met with good demand. Select best OP1s were firm, others met with fair demand. BOP1s met with fair demand. PEKOE1s were firm to easier. In the Small Leaf segment, select best FBOPs were firm to easier, whilst the others met with lower demand. FF1s declined sharply with a large volume remaining unsold. The BOPF.SP, BOPF, BOP.SP and BOPs were lower to last. FF varieties were irregularly lower. Premium Flowery teas met with irregular demand.

Turkey, Russia and the C.I.S countries lent fair support. Libya and Iraq were active.





MARKET DESCRIPTION

Western Teas

A few select best Western High Grown BOPs gained substantially following quality and special inquiry, below best and plainer varieties declined by Rs.40/- to Rs.60/- and more at times with some invoices remaining unsold due to a lack of suitable bids. A few select best Western High Grown BOPFs appreciated Rs.100/- and more following quality and special inquiry, below best and plainer varieties however were tending irregular and eased Rs.40/- to Rs.50/- from last levels. Medium BOPs were firm to a little easier, the BOPFs were tending irregular following quality.

Nuwara Eliya Teas

BOP / BOPFs were firm to a little dearer.

Uva Teas

Uva BOPs were tending easier, the BOPFs were firm to a little dearer at times. Uda Pussellawa BOPs were tending easier from last levels and some invoices remained unsold, the BOPFs were irregular following quality and barely maintained last levels.

CTC Teas

Low Grown CTC BP1s mostly remained unsold, there were hardly any offerings of High and Medium sorts available. Low Grown CTC PF1s were firm to Rs.20/- to Rs.40/- easier, the High and Medium sorts were barely steady and were tending Rs.20/- to Rs.40/- easier.

QUOTATIONS

	BOP – RS.	BOPF – RS.
Good Westerns	1320 – 1650	1380 – 1650
Average Westerns	1100 – 1300	1180 – 1360
Plainer Westerns	900 – 1060	900 – 1160
Western Mediums	800 – 1480	720 – 1140
Uva Teas	980 – 1280	860 – 1200
Nuwara Eliya Teas	1320 – 1360	1280 – 1380
Uda Pussellawa Teas	940 – 1260	920 – 1180
CTC (BP1 and PF1)	750 – 1080	730 – 1460





MARKET DESCRIPTION

Low Grown

Select best OP1s were firm, best types were irregular, however maintained fair demand, secondaries mostly gained. Select best OPs were firm to easier, others were firm to dearer. Select best OPAs were firm on last, others too met with fair demand. Select best BOP1s met with lower demand, best types were irregular, bolder types along with the mixed invoices declined from last levels. Pekoes were firm on last levels. Shotty Pekoe1s were easier, best types were marginally dearer, secondaries were lower to last.

Select best FBOPs met with mixed demand at lower levels, others declined sharply. FBOPF1s in general declined substantially and were mostly unsold. FBOPF varieties met with irregular demand. BOP/ BOP.SP/ BOPF and BOPF.SPs were lower to last. Premium Flowery teas met with mixed interest. FBOPF.SPs sold at lower levels, rest gained following quality.

Off Grades

Select best Fgs1s maintained on last levels whilst best types were lower by Rs.20/- to Rs. 40/-, below best and poorer sorts were firm on last levels. Select best BMs maintained on last levels whilst best types appreciated by Rs.10/- to Rs.20/-, below best and poorer sorts were dearer by Rs.20/- to Rs.30/-. Select best and best BPs were lower by Rs.40/- to Rs.60/-, below best and poorer varieties were firm on last levels. Select best BOP1As were higher by Rs.10/- to Rs.20/-, best types were lower by Rs.50/- to Rs.100/-, below best types maintained on last levels, whilst poorer types were lower by Rs.20/- to Rs.40/-.

Dust

Select best and best Dust1s were firm, below best and poorer types declined by Rs.50/- to Rs.80/-. High and Medium CTCs declined by Rs.40/- to Rs.80/-. Low Grown CTCs were dearer by Rs.20/- to Rs.40/-. Low Grown Dust/ Dust1s declined by Rs.50/-.



QUOTATIONS

	Select Best	Best	Below Best	Others
LIQUORING				
DUST-1	1260.00 - 1650.00	1180.00 - 1250.00	1000.00 - 1170.00	720.00 - 990.00
OFF GRADES				
FGS1	1080.00 - 1220.00	920.00 - 1070.00	840.00 - 910.00	710.00 - 830.00
FGS	840.00 - 940.00	800.00 - 830.00	750.00 - 790.00	660.00 - 740.00
LOW GROWNS				
FBOPF / FFSP / FFEXSP	4000.00 - 4900.00	3000.00 - 3500.00	2000.00 - 2400.00	1000.00 - 1100.00
BOP	1400.00 - 1600.00	1250.00 - 1350.00	1150.00 - 1250.00	900.00 - 1000.00
BOPSP	1500.00 - 1700.00	1250.00 - 1350.00	1000.00 - 1100.00	850.00 - 900.00
BOPF	1400.00 - 1600.00	900.00 - 1000.00	850.00 - 900.00	800.00 - 850.00
FBOPF1	1400.00 - 1800.00	1280.00 - 1400.00	1180.00 - 1250.00	950.00 - 1000.00
FBOP	2100.00 - 2500.00	1450.00 - 1550.00	1250.00 - 1350.00	900.00 - 1000.00
BOP1	2300.00 - 3200.00	1950.00 - 2250.00	1360.00 - 1650.00	850.00 - 1340.00
OP1	3000.00 - 3500.00	2600.00 - 2950.00	1600.00 - 2400.00	900.00 - 1550.00
OP	1550.00 - 1800.00	1440.00 - 1500.00	1360.00 - 1420.00	900.00 - 1340.00
OPA	1500.00 - 1850.00	1400.00 - 1480.00	1320.00 - 1380.00	900.00 - 1300.00
PEKOE	1500.00 - 2200.00	1300.00 - 1480.00	1180.00 - 1280.00	800.00 - 1160.00
PEKOE1	1600.00 - 2200.00	1340.00 - 1550.00	1220.00 - 1320.00	800.00 - 1200.00
DUST / DUST1	960.00 - 1300.00	810.00 - 950.00	730.00 - 800.00	600.00 - 720.00



EXCHANGE RATES

The average rates currencies quoted on 11th February 2025 at 9.30 a.m. by Commercial Banks in Colombo for Telegraphic Transfers (TT).

CURRENCY	BUY RATE	SELL RATE
USD	292.79	301.33
EURO	299.73	312.02
GBP	360.20	373.83



- **Top Prices**
- **Colombo Auction Averages**
- **National Elevational Averages**
- **All Brokers Private Sale Figures**



TOP PRICES (SALE NO. 06 – 10TH /11TH FEBRUARY 2025)



WESTERN HIGH			
BOP		Robgill	1650.00
BOPSP		Robgill	1600.00
BOPF/BOPFSP		Robgill	1650.00
FBOP/FBOP1	*	Inverness	1500.00
		Bambrakelly	1500.00
FBOPF/FBOPF1		Bambrakelly	1380.00
BOP1	*	Venture	1420.00
OP/OPA	*	Venture	1400.00
OP1	*	Bogahawatte	900.00
PEKOE/PEKOE1		Craig Hill	1600.00

UVA HIGH			
BOP	*	Nayabedde	1280.00
BOPSP	*	Aislabay	1360.00
BOPF/BOPFSP		Nayabedde	1200.00
FBOP/FBOP1	*	Glenanore	1550.00
FBOPF/FBOPF1		Gonamotawa	1360.00
BOP1		Ampittiakande	1460.00
OP/OPA	*	Glenanore	1380.00
OP1		Uva Highlands	1460.00
PEKOE/PEKOE1	*	Glenanore	1480.00

NUWARA ELIYA			
BOP		Mahagastotte	1360.00
BOPSP		-	
BOPF/BOPFSP	*	Lovers Leap	1380.00
		Mahagastotte	1380.00
FBOP/FBOP1		Kenmare	1340.00
OP/OPA		Kenmare	1140.00
PEKOE/PEKOE1	*	Lovers Leap	1360.00

WESTERN MEDIUM			
BOP		Harangalla	1480.00
BOPSP	*	Kenilworth	1320.00
BOPF/BOPFSP		Harangalla	1300.00
FBOP/FBOP1		Ancoombra	1950.00
FBOPF/FBOPF1		Harangalla	1600.00
BOP1		Craighead	1800.00
OP/OPA		Ingurugala	1360.00
OP1		Craighead	1750.00
PEKOE/PEKOE1		New Rothschild	1600.00
		Harangalla	1600.00
		Cooroondoowatte	1600.00
		Dartry Valley	1600.00

UVA MEDIUM			
BOP		Shawlands	1180.00
BOPSP		Dickwella	1400.00
BOPF/BOPFSP		Dickwella	1460.00
FBOP/FBOP1		Dickwella	1500.00
FBOPF/FBOPF1		Dickwella	1460.00
BOP1		Dickwella	1900.00
OP/OPA		Dickwella	1360.00
		Misty-Uva	1360.00
OP1		Pettiagalla	1800.00
PEKOE/PEKOE1	*	Sarnia Plaiderie	1500.00
		Aruna Keppetipola	1500.00
		Dickwella	1500.00
		Misty-Uva	1500.00
		Aruna Passara	1500.00

CTC LOW			
PF1		Kalubowitiyana CTC	1460.00
BP1		Nelunwatta CTC	940.00
BPS		Ross Feld CTC	750.00
OF		Peakwatta CTC	760.00

UDA PUSSELLAWA			
BOP		Alma	1420.00
BOPSP		Kirklees	920.00
BOPF/BOPFSP		Kirklees	1180.00
FBOP/FBOP1		Blairlomond	1340.00
FBOPF/FBOPF1		Blairlomond	1320.00
BOP1		Maha Uva	1280.00
OP/OPA		Maha Uva	1360.00
OP1		Maha Uva	1320.00
PEKOE/PEKOE1		Blairlomond	1360.00

CTC HIGH			
PF1	*	Dunsinane CTC	1240.00
BP1		-	
BPS		-	
OF		-	

CTC MEDIUM			
PF1	**	New Peacock CTC	1200.00
	*	Strathdon CTC	1200.00
BP1	*	Delta CTC	1080.00
BPS	*	Donside CTC	760.00
OF		-	



TOP PRICES (SALE NO. 06 – 10TH / 11TH FEBRUARY 2025)

LOW			
BOP		Golden Garden	1650.00
		Liones	1650.00
		Nawagamuwehena	1650.00
BOPSP		Stream Line	1550.00
BOPF		Sithaka	1750.00
BOPFSP		Mulatiyana Hills	1900.00
FBOP		Sithaka	2850.00
FBOP1		Kumudu	1800.00
		New Batuwangala	1800.00
FBOPF		Rotumba	1850.00
		Sithaka	1850.00
FBOPF1	*	Lumbini	1950.00
	*	Sineth	1800.00
BOP1		Pothotuwa	3200.00
OP1		Pothotuwa	3500.00
OP		Miriswatte	1800.00
OPA		Miriswatte	1850.00
PEKOE		Golden Garden	2200.00
PEKOE1		Rajjuruwatte Super	2200.00

PREMIUM			
FBOPFSP		New Hopewell	3750.00
FBOPFEXSP		Ivy Hills	4750.00
FBOPFEXSP1		Kamarangapitiya	4900.00

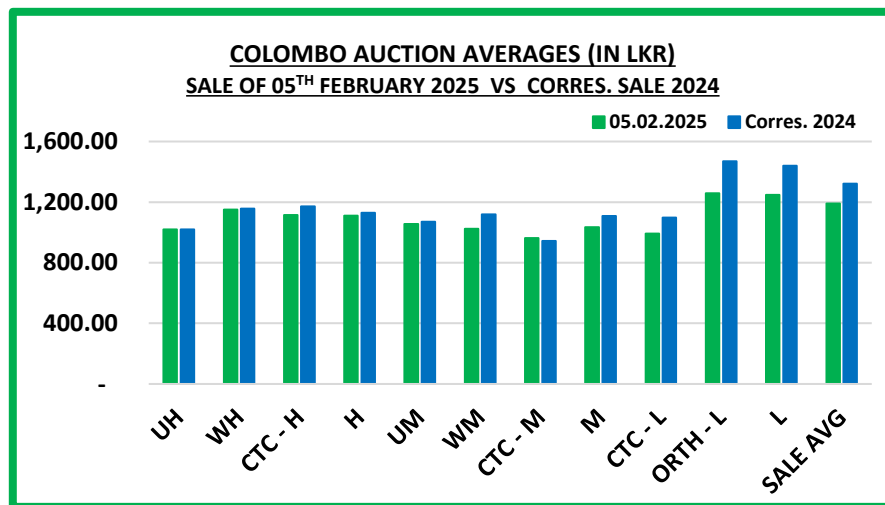
DUST			
DUST1	*	Mattakelle	1650.00
P.DUST	*	Hingalgoda CTC	1440.00

OFF GRADES			
FNGS/FNGS1	**	Wattegodde	1220.00
		Holyrood	1220.00
	*	Wanarajah	1200.00
PFNGS		Liyonta CTC	980.00
BM	*	Glenross	1100.00
BP		Chandrika Estate	1360.00
BOP1A		Chandrika Estate	1280.00

**** MORE THAN ONE TOP PRICE OBTAINED**
*** TEAS SOLD BY JOHN KEELLS PLC**
+ ALL TIME RECORD PRICE
++ ALL TIME RECORD PRICE EQUALED

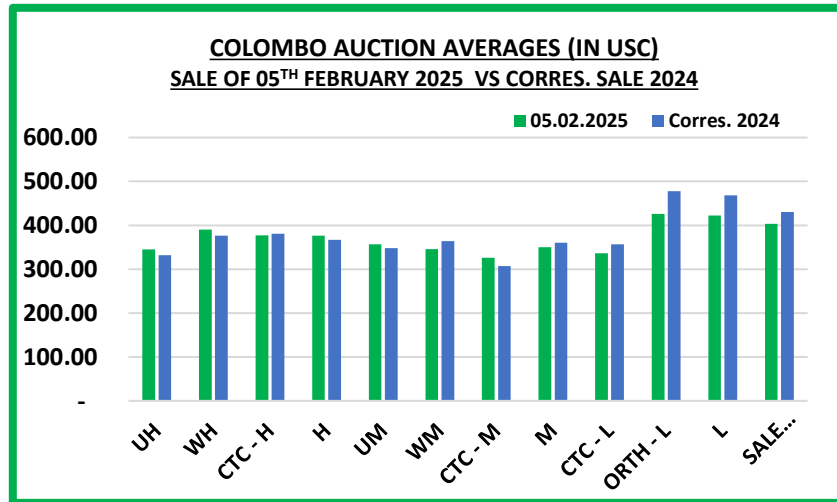


COLOMBO AUCTION AVERAGES



	Sale of 29/01/2025 In LKR	Sale of 05/02/2025 In LKR	Corres. 2024 In LKR
Uva High Grown	1063.68	1020.30	1020.39
Western High Grown	1160.74	1151.53	1157.35
CTC High Grown	1118.92	1115.08	1172.17
Summary of High Grown	1129.37	1109.90	1129.60
Uva Medium Grown	1073.99	1055.91	1069.93
Western Medium Grown	1071.39	1023.64	1119.36
CTC Medium Grown	1022.10	962.19	943.50
Summary of Medium Grown	1072.25	1033.88	1107.51
CTC Low Grown	1016.31	991.63	1098.00
Orthodox Low Grown	1311.26	1257.91	1469.18
Summary of Low Grown	1299.41	1248.27	1439.33
TOTAL SALE AVERAGE	1226.61	1190.36	1322.09

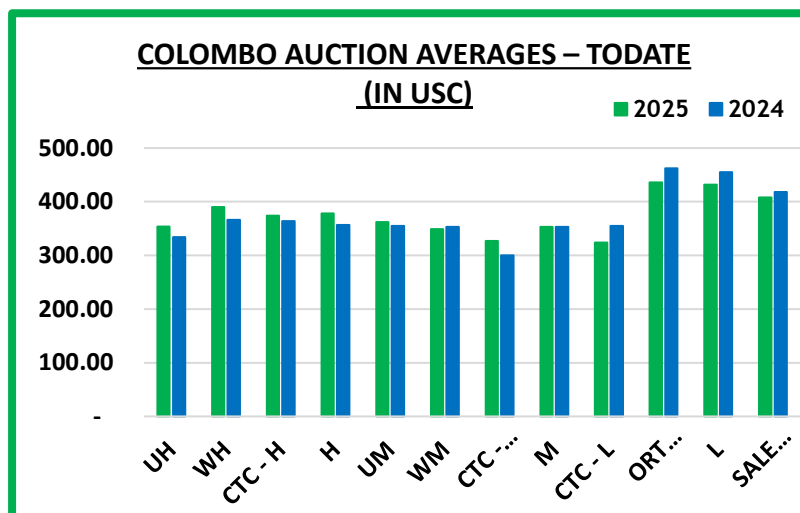
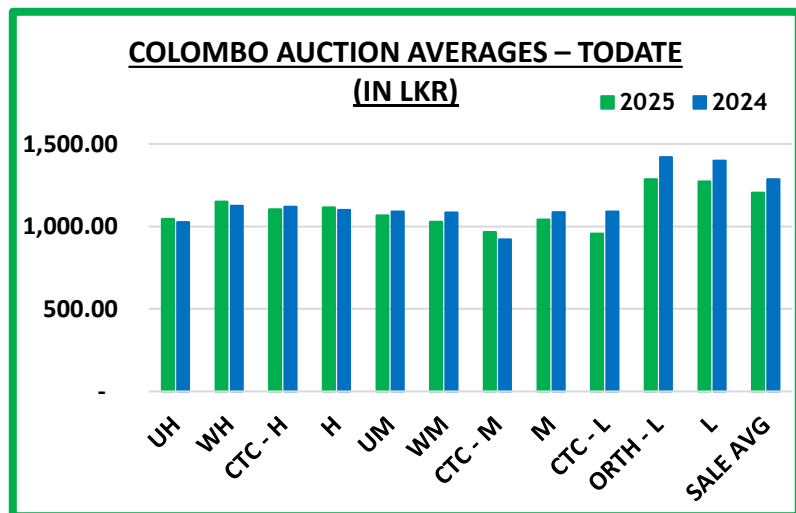
COLOMBO AUCTION AVERAGES



	Sale of 29/01/2025 In USC	Sale of 05/02/2025 In USC	Corres. 2024 In USC
Uva High Grown	363	345	332
Western High Grown	396	390	376
CTC High Grown	382	377	381
Summary of High Grown	386	376	367
Uva Medium Grown	367	357	348
Western Medium Grown	366	346	364
CTC Medium Grown	349	326	307
Summary of Medium Grown	366	350	360
CTC Low Grown	347	336	357
Orthodox Low Grown	448	426	478
Summary of Low Grown	444	422	468
TOTAL SALE AVERAGE	419	403	430



COLOMBO AUCTION AVERAGES



January to Date (Sale No.05)	2025 LKR	2024 LKR	2025 USC	2024 USC
Uva High Grown	1045.71	1027.19	354	334
Western High Grown	1150.50	1126.33	390	366
CTC High Grown	1104.36	1120.01	374	364
Summary of High Grown	1115.16	1099.46	378	357
Uva Medium Grown	1066.96	1090.35	362	355
Western Medium Grown	1028.59	1085.28	349	353
CTC Medium Grown	965.66	921.41	327	300
Summary of Medium Grown	1042.06	1086.74	353	353
CTC Low Grown	957.09	1091.18	324	355
Orthodox Low Grown	1286.39	1420.09	436	462
Summary of Low Grown	1273.32	1397.92	432	455
TOTAL SALE AVERAGE	1204.49	1286.51	408	418



COLOMBO AUCTION AVERAGES

FROM 05 TH FEBRUARY 2025	LKR
Uva High Grown	1027.71
Western High Grown	1159.44
Summary of High Grown	1117.17
Uva Medium Grown	1057.54
Western Medium Grown	1020.37
Summary of Medium Grown	1031.71
Summary of Low Grown	1242.67
TOTAL SALE AVERAGE	1185.60



NATIONAL ELEVATIONAL AVERAGES

NATIONAL ELEVATIONAL AVERAGES – JANUARY 2025				
Elevation	MONTH		TODATE	
	QUANTITY - KG	AVERAGE - RS. / KG	QUANTITY - KG	AVERAGE - RS. / KG
ORTHODOX				
UVA-HIGH	1,371,406	1,062.72	1,371,406	1,062.72
WESTERN-HIGH	2,457,385	1,163.77	2,457,385	1,163.77
UVA-MEDIUM	1,304,380	1,070.15	1,304,380	1,070.15
WESTERN-MEDIUM	1,688,935	1,062.14	1,688,935	1,062.14
LOW	12,283,098	1,296.89	12,283,098	1,296.89
TOTAL	19,105,203	1,226.73	19,105,203	1,226.73
CTC				
UVA-HIGH	38,538	1,048.15	38,538	1,048.15
WESTERN-HIGH	329,556	1,105.32	329,556	1,105.32
WESTERN-MEDIUM	739,088	964.95	739,088	964.95
LOW	1,078,100	948.46	1,078,100	948.46
TOTAL	2,185,282	979.45	2,185,282	979.45
OTH/CTC				
UVA-HIGH	1,409,944	1,062.32	1,409,944	1,062.32
WESTERN-HIGH	2,786,941	1,156.86	2,786,941	1,156.86
UVA-MEDIUM	1,304,380	1,070.15	1,304,380	1,070.15
WESTERN-MEDIUM	2,428,023	1,032.56	2,428,023	1,032.56
LOW	13,361,198	1,268.78	13,361,198	1,268.78
TOTAL	21,290,485	1,201.35	21,290,485	1,201.35
GREEN				
UVA-HIGH	38,926	1,280.24	38,926	1,280.24
WESTERN-HIGH	54,868	1,323.87	54,868	1,323.87
UVA-MEDIUM	26,410	1,287.31	26,410	1,287.31
WESTERN-MEDIUM	50,983	1,257.80	50,983	1,257.80
TOTAL	171,187	1,288.63	171,187	1,288.63



NATIONAL ELEVATIONAL AVERAGES – Continued;

ORGANIC TEAS				
UVA-HIGH	15,234	1,476.68	15,234	1,476.68
WESTERN-MEDIUM	15,615	1,372.70	15,615	1,372.70
LOW	595	2,925.57	595	2,925.57
TOTAL	31,444	1,452.46	31,444	1,452.46
SPECIAL TEA				
UVA-HIGH	3,547	1,373.70	3,547	1,373.70
WESTERN-HIGH	791	21,141.68	791	21,141.68
UVA-MEDIUM	32	26,531.25	32	26,531.25
WESTERN-MEDIUM	4,150	1,783.80	4,150	1,783.80
LOW	2,031	5,453.43	2,031	5,453.43
OTHERS	10	300.00	10	300.00
TOTAL	10,560	3,874.33	10,560	3,874.33
BLACK TEA SALES FROM REFUSE TEA PROCESSING CENTRES				
UVA-HIGH	87,463	633.64	87,463	633.64
WESTERN-HIGH	181,588	656.76	181,588	656.76
UVA-MEDIUM	14,360	800.93	14,360	800.93
WESTERN-MEDIUM	73,302	725.59	73,302	725.59
LOW	312,753	674.68	312,753	674.68
OTHER	115,023	2,198.63	115,023	2,198.63
TOTAL	784,489	684.08	784,489	684.08
COMPOSITE NATIONAL AVERAGES				
OTHER	5,190	734.95	5,190	734.95
HIGH GROWN	4,579,301	1,105.66	4,579,301	1,105.66
MEDIUM GROWN	4,019,788	1,038.05	4,019,788	1,038.05
LOW GROWN	13,683,886	1,255.60	13,683,886	1,255.60
ALL TEA AVERAGE	22,288,165	1,185.43	22,288,165	1,185.43



ALL BROKERS PRIVATE SALE FIGURES (FOR THE PERIOD – 03RD TO 08TH FEBRUARY 2025)

	WEEKLY	TODATE
High & Medium	166,197.00	732,542.60
Low	29,369.00	183,395.00
Green Tea	46,231.00	223,034.00
Organic Tea	4,038.00	38,565.00
BMF	18,200.00	278,653.00
Direct Sales	-	-
Forward Contract	50,070.00	339,970.00





- **Crop and Weather**
- **Crop Figures**
- **Tea News**
- **Holiday Notice**

CROP AND WEATHER - FOR THE PERIOD OF 03RD TO 09TH FEBRUARY 2025



Western

Bright weather was recorded in Dickoya, Talawakelle and Agarapatana districts throughout the week.



Nuwara Eliya

Bright weather was reported in Nuwara Eliya and Kandapola districts.



Uva

Badulla, Lunugala and Haputale reported bright weather throughout the week.



Low Grown

Bright weather was experienced in Rathnapura, Deniyaya and Galle districts.



Crop

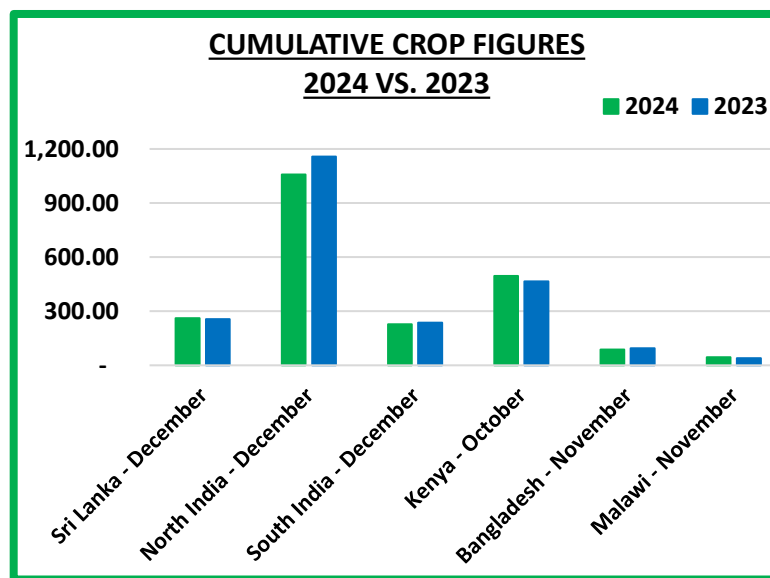
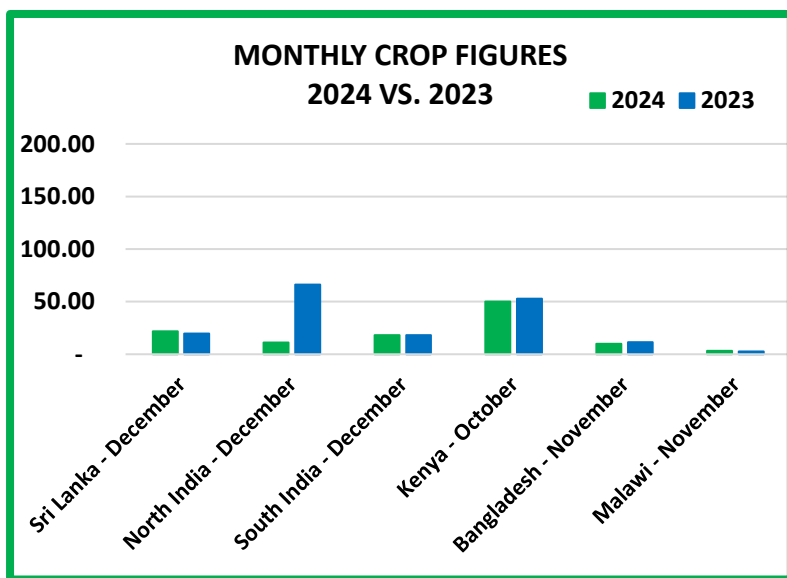
Crop intake is low.



CROP FIGURES OF MAJOR PRODUCING & EXPORTING COUNTRIES

Country	Month	2024	2023	Cumulative + Inc. / Dec.	Cumulative	2024	2023	Cumulative + Inc. / Dec.
Sri Lanka	December	21.71	19.80	+ 1.91	Upto December	262.15	256.08	+ 6.07
North India	December	11.09 (E)	66.27	- 55.18	Upto December	1057.98(E)	1156.98	- 99.00
South India	December	18.30(E)	18.12	+ 0.18	Upto December	226.80(E)	236.68	- 9.88
Kenya	October	50.06	52.79	- 2.73	Upto October	495.23	465.01	+ 30.22
Bangladesh	November	9.97	11.57	-1.60	Upto November	86.65	95.15	- 8.50
Malawi	November	3.22	2.66	+ 0.56	Upto November	44.77	39.32	+ 5.45

(E) - Estimated



TEA NEWS AROUND THE GLOBE



CHITTAGONG MARKET

SALE NO. 40 – 10TH FEBRUARY 2025

CTC LEAF: 63,236 packages of tea on offer met with an improved demand.

BROKENS: Good liquoring Brokens were a good market and were mostly dearer upto Tk.5/- over last. Medium varieties witnessed a fairly good demand and were about steady. Plain types met with only fair interest and were generally easier with fair withdrawals. BLF teas met with only little interest with heavy withdrawals.

FANNINGS: Good liquoring Fannings met with a fairly strong demand at dearer rates following competition. Medium sorts were a good market and sold at around last levels. Plain types met with only fair interest and were generally easier with fair withdrawals. BLF teas met with only some interest with heavy withdrawals.

DUST: 10,763 packages of tea on offer met with a good demand. Good liquoring Dusts sold well at around last levels. Their Mediums were fully firm to slightly dearer closely following quality. Plain/BLF Dusts met with a less demand and saw fair withdrawals. Blenders lent strong support with fair interest from the Loose tea buyers.

COMMENTS: Highlight of the sale was the stronger demand for good liquoring varieties which often advanced in value following competition. Both Blenders and Loose tea buyers were more active this week. However, bulk of the offerings which comprised of reprinted teas were often neglected.

Dusts met with an improved demand.

Our Catalogue: (Sale 40) Avg : Tk 194.30, Sold 50.04% , (Sale 39) Avg : Tk 197.33, Sold 55.72%

Quotations – This Week – (In Taka)

Brokens	This Week	Last Week	Fannings	This week	Last Week	Dust	This week	Last Week
Best	230-240	225-230	Best	230-245	225-230	PD	192-248	198-250
Good	205-220	200-205	Good	210-220	205-215	RD	160-318	160-286
Medium	180-190	175-185	Medium	180-190	175-185	D	160-293	160-270
Plain	160-170	160-170	Plain	160-170	160-170	CD	160-364	170-273
BLF	160-162	160-162	BLF	160-162	160-162	BLF	160-192	160-180

Exchange Rates 10th February 2025 Sterling Pound 150.1298 Dollar: Tk. 121.0000

SOURCE : NATIONAL BROKERS LTD



TEA NEWS AROUND THE GLOBE



SILIGURI MARKET

SALE NO. 06 – 06TH FEBRUARY 2025

1. MARKET DESCRIPTION :

- DEMAND – GOOD FOR LEAF AND FAIR FOR DUST FOR THE NOMINAL WEIGHT ON OFFER.
- LEAF - PRICES FOR THE FRESH TEAS WERE IRREGULAR AND EASIER. RE-PRINTS WERE WELL COMPETED FOR, OFTEN AT DEARER RATES.
- ALL DUSTS EASED WITH SOME OUTLOTS.
- INTERNAL BUYERS WERE MAINSTAY WITH FAIR SUPPORT FROM THE EXPORTERS AND MAJOR BLENDERS.

2. TOTAL AUCTION WEIGHTED AVERAGE (₹)

	2024-25			2023-24			UPTO SALE - 6		
	SALE - 6	SALE - 5	+/-	SALE - 6	SALE - 5	+/-	2024-25	2023-24	2022-23
LEAF	137.52	140.02	-2.50	114.77	121.42	-6.65	193.14	162.25	176.92
DUST	126.41	137.45	-11.04	111.52	122.01	-10.49	196.79	158.21	175.91
TOTAL	135.98	139.65	-3.67	114.32	121.47	-7.15	193.56	161.81	176.81

SOURCE: PARCON INDIA PVT LTD

GUWAHATI MARKET

SALE NO. 06 – 07TH FEBRUARY 2025

1. MARKET DESCRIPTION :

- GOOD DEMAND IN LEAF BUT SUBDUED FOR DUST.
- LEVELS FOR ALL SORTS WERE FIRM TO DEARER. SELECT CLEANER AND LIQUORING BROKENS ATTRACTED COMPETITION. MEDIUM FANNINGS WERE A WEAK FEATURE AND FACED SOME WITHDRAWALS.
- SELECT LIQUORING / RE-PRINTED DUSTS WERE WELL RECEIVED, REMAINDER EASED.
- MAJOR BLENDERS OPERATED WITH GOOD SUPPORT FROM INTERNAL SECTION. WESTERN INDIA BUYERS WERE SELECTIVE. SOME EXPORT ENQUIRY ON LIQUORING BROKENS AND SELECT MEDIUM FANNINGS.

2. TOTAL AUCTION WEIGHTED AVERAGE (₹)

	2024-25			2023-24			UPTO SALE - 6		
	SALE - 6	SALE - 5	+/-	SALE - 6	SALE - 5	+/-	2024-25	2023-24	2022-23
LEAF	153.16	149.59	3.57	125.66	126.81	-1.15	228.46	187.35	189.40
DUST	143.31	145.21	-1.90	118.22	121.61	-3.39	230.15	182.31	193.06
TOTAL	150.46	148.25	2.21	123.20	125.31	-2.11	229.01	185.94	190.40

SOURCE: PARCON INDIA PVT LTD



TEA NEWS AROUND THE GLOBE



KOLKATA ORTHODOX / CTC MARKET

SALE NO. 06 - 07TH FEBRUARY 2025

1. MARKET DESCRIPTION :

- STRONG DEMAND.
- THE FEW CLEANER BLACKER SORTS SOLD WELL WITH COMPETITION.
- RAMAINDER WERE IRREGULAR AROUND LAST FOLLOWING QUALITY.
- SECONDARIES FOLLOWED A SIMILAR TREND.
- EXPORTERS TO THE MIDDLE EAST & CIS WERE ACTIVE.

2. TOTAL AUCTION WEIGHTED AVERAGE (₹)

	WHOLE LEAF		BROKENS		FANNINGS
	1ST LINE	2ND LINE	LARGER	SMALLER	LEAFY
BEST	NQ	NQ	NQ	NQ	NQ
GOOD	NQ	NQ	260-310+(N)	220-260+(N)	130-160(N)
MEDIUM	NQ	NQ	160-200+(N)	150-180+(N)	NQ

1. MARKET DESCRIPTION :

- DEMAND - GOOD FOR LEAF AND FAIR FOR DUST.
- SELECT BEST LIQUORING ASSAMS WERE FIRM , REMAINDER WERE IRREGULAR AROUND LAST AND OFTEN TENDED EASIER. FEW CLEANER REPRINTED INVOICES WERE WELL COMPETED FOR.
- DUST FOLLOWED A SIMILAR TREND. HOWEVER, WITNESSED SUBSTANTIAL WITHDRAWALS, PARTICULARLY FOR THE BROWNER SORTS. DOOARS BOUGHT LEAF EASED IN LINE WITH QUALITY.
- HUL MAINSTAY WITH SUPPORT FROM WESTERN INDIA, EXPORTERS, AND LOCAL TRADERS. TCPL WAS SELECTIVE AT LOWER LEVELS.

2. TOTAL AUCTION WEIGHTED AVERAGE (₹)

	2024-25			2023-24			UPTO SALE - 6		
	SALE - 6	SALE - 5	+/-	SALE - 6	SALE - 5	+/-	2024-25	2023-24	2022-23
LEAF	146.38	151.31	-4.93	138.83	135.43	3.40	234.04	200.34	210.75
DUST	136.11	148.51	-12.40	128.10	126.84	1.26	259.36	209.71	229.94
TOTAL	142.72	150.26	-7.54	135.57	133.18	2.39	243.15	203.12	216.17

SOURCE: PARCON INDIA PVT LTD



UPCOMING AUCTION DETAILS

Auction No.	08		07	
Dates	25 th / 26 th February 2025		18 th / 19 th February 2025	
	No. of Lots	Qty – kg	No. of Lots	Qty – kg
Ex-Estate	905	918,113	895	905,175
Main Sale Total	10,220	4,665,139	10,679	4,958,084
High & Medium	1,304	571,650	1,477	647,600
Low Grown – Leafy	2,007	753,915	2,023	773,284
Low Grown – Semi Leafy	1,714	713,705	1,688	721,268
Low Grown Tippy	2,060	987,682	2,199	1,080,240
Premium / Flowery	476	69,479	489	76,073
Off Grades	2,048	1,021,471	2,174	1,085,081
Dust	611	547,237	629	574,538
Grand Total	11,125	5,583,252	11,574	5,863,259
Reprints	1,147	613,205	983	494,039
Total No. of Lots on Offer	11,125		11,574	
Total Quantity on Offer (kg)	5,583,252		5,863,259	



SCHEDULED CLOSING DATES

Auction No.	Date of Sale	Ex-Estate	Main Sale
09	04 th / 05 th March 2025	13/02/2025	13/02/2025
10	10 th / 11 th March 2025	20/02/2025	20/02/2025
11	18 th / 19 th March 2025	27/02/2025	27/02/2025

PROMPT DATES

Auction No.	Buyers	Sellers
07	25/02/2025	27/02/2025
08	04/03/2025	05/03/2025
09	11/03/2025	12/03/2025



ORDER OF SALE (SALE NO. 07 – 18TH / 19TH FEBRUARY 2025)

Main Sale Order – 1 (Leafy / Semi Leafy / Tippy / Premium / 1A)	Main Sale Order – 2 (H & M / Off Grade / Dust)	Ex-Estate
FORBES & WALKER TEA BROKERS (PVT) LTD	BARTLEET PRODUCE MARKETING (PVT) LTD	LANKA COMMODITY BROKERS LTD
CEYLON TEA BROKERS PLC	CEYLON TEA BROKERS PLC	JOHN KEELLS PLC
ASIA SIYAKA COMMODITIES PLC.	JOHN KEELLS PLC	MERCANTILE PRODUCE BROKERS (PVT) LTD
JOHN KEELLS PLC	EASTERN BROKERS. LTD.	ASIA SIYAKA COMMODITIES PLC.
EASTERN BROKERS. LTD.	FORBES & WALKER TEA BROKERS (PVT) LTD	BARTLEET PRODUCE MARKETING (PVT) LTD
LANKA COMMODITY BROKERS LTD	MERCANTILE PRODUCE BROKERS (PVT) LTD	FORBES & WALKER TEA BROKERS (PVT) LTD
MERCANTILE PRODUCE BROKERS (PVT) LTD	LANKA COMMODITY BROKERS LTD	EASTERN BROKERS. LTD.
BARTLEET PRODUCE MARKETING (PVT) LTD	ASIA SIYAKA COMMODITIES PLC.	CEYLON TEA BROKERS PLC

[RR : HR / SG]



HOLIDAY NOTICE



We wish to inform all our valued Clients that our Head Office, Sample Room and Stores will be closed for business on the following day.

12th February 2025

Wednesday

Navam Full Moon Poya Day





“

**We are what we repeatedly do. Excellence, then,
is not an act, but a habit
– Aristotle**

”