



TEA MARKET REPORT

JOHN KEELLS PLC

SALE NO. 07 – 14TH / 15TH FEBRUARY 2022

ORDER OF SALE (SALE NO. 07 – 14TH / 15TH FEBRUARY 2022)

Main Sale Order – 1 (Leafy / Semi Leafy / Tippy / Premium / 1A)	Main Sale Order – 2 (H & M / Off Grade / Dust)	Ex-Estate
Forbes & Walker Tea Brokers (Pvt) Ltd	Bartleet Produce Marketing (Pvt) Ltd	Ceylon Tea Brokers PLC
Mercantile Produce Brokers (Pvt) Ltd	Ceylon Tea Brokers PLC	Bartleet Produce Marketing (Pvt) Ltd
Bartleet Produce Marketing (Pvt) Ltd	JOHN KEELLS PLC	JOHN KEELLS PLC
Eastern Brokers. Ltd.	Eastern Brokers. Ltd.	Mercantile Produce Brokers (Pvt) Ltd
Ceylon Tea Brokers PLC	Forbes & Walker Tea Brokers (Pvt) Ltd	Eastern Brokers. Ltd.
Asia Siyaka Commodities PLC.	Mercantile Produce Brokers (Pvt) Ltd	Asia Siyaka Commodities PLC.
JOHN KEELLS PLC	Lanka Commodity Brokers Ltd	Forbes & Walker Tea Brokers (Pvt) Ltd
Lanka Commodity Brokers Ltd	Asia Siyaka Commodities PLC.	Lanka Commodity Brokers Ltd



AUCTION DETAILS

Auction No.	07	
Dates	14 th / 15 th February 2022	
	No. of Lots	Qty – kg
Ex Estate	867	986,672
Main Sale Total	9,900	5,034,398
High & Medium	1,469	744,402
Low Grown - Leafy	1,868	784,046
Low Grown - Semi Leafy	1,335	593,100
Low Grown Tippy	2,072	1,065,429
Premium / Flowery	351	62,594
Off Grades	2,238	1,227,267
Dust	567	557,560
Grand Total	10,767	6,021,070
Reprints	415	222,966
Total No. of Lots Offered	10,767	
Total Quantity Offered (kg)	6,021,070	

PROMPT DATES

Auction No.	Buyers	Sellers
07	21/02/2022	22/02/2022



COMMENTS

The 0.98Mkg of Ex estate teas on offer met with fair demand at slightly lower levels. Select Best Western High Grown BOPs gained following special inquiry; however, the others together with the below best and plainer varieties declined. Select Best Western High Grown BOPFs were selectively dearer following special inquiry, the others declined, the below best and plainer sorts too declined as the sale progressed. Nuwara Eliya BOPs were barely steady, the BOPFs were irregularly easier. Udupusellawa BOPs declined, the BOPFs too followed a similar trend. Uva BOPs were easier, the BOPFs declined from last week's levels. Low Grown CTC BP1s were barely steady, the High and Medium sorts were irregularly lower. A few invoices of Low Grown CTC PF1s appreciated, however the others declined from last week's levels, the High and Medium sorts were mostly easier.

The 2.4Mkg of Low Grown teas which were on offer met with fair demand. In the Leafy segment, select best OPs were firm whilst the others appreciated in price. Well-made OPAs witnessed fair levels whilst the others were dearer. Select best OP1s were firm, best types met with lower demand. In the Semi Leafy segment, select best BOP1s declined a few rupees, other maintained last levels. Pekoe varieties were firm. The top end of the Pekoe1s were irregularly lower. In the Small Leaf segment, FBOPs met with irregular demand. FBOPF1 grade met with irregular demand whilst the FBOPFs sold at healthy levels. BOPF.SP, BOPF and BOP.SP were firm whilst BOP grade was lower to last. All Premium Flowery teas met with fair interest.

Russia, Iran and the C.I.S countries lent excellent support whilst Turkey was selective. Libya and Iraq too showed improved demand.

ALL TIME RECORD PRICES OBTAINED IN THE JK PLC CATALOGUE

Garden Mark	Grade	Price Rs.	Category	Management Company / Proprietor
Inverness	OP1	1,020.00	Western High	Kelani Valley Plantations PLC.
Glenanore	OP	920.00	Uva High	Agarapatana Plantations Ltd.



MARKET DESCRIPTION

Western Teas

Select best BOPs gained selectively, the below best and plainer varieties were easier by Rs.10/- to Rs.20/-. Select best BOPFs were firm to a little dearer following special inquiry, however the others together with below best and plainer varieties declined towards the latter part of the sale. Medium BOPs were tending easier, the BOPFs too declined.

Nuwara Eliya Teas

BOPs were irregular and barely steady, the BOPFs too declined.

Uva Teas

BOPs were easier by Rs.20/- to Rs.30/-, the BOPFs declined by Rs.10/- to Rs.20/- and more. Uda pussellawa BOPs were tending easier by Rs.10/- to Rs.20/-, the BOPFs too declined by a similar margin.

CTC Teas

Low Grown BP1s were barely steady, the PF1s too were mostly easier by Rs.20/- to Rs.30/-. High and Medium Grown BP1s were easier by Rs.10/- to Rs.20/-, the PF1s too declined by a similar margin.

QUOTATIONS

	BOP – RS.	BOPF – RS.
Good Westerns	730 - 1020	760 - 1000
Average Westerns	680 - 720	670 - 750
Plainer Westerns	640 - 670	600 - 660
Western Mediums	700 - 1000	540 - 800
Uva Teas	580 - 720	580 - 730
Nuwara Eliya Teas	640 - 920	NB
Uda Pussellawa Teas	550 - 680	630 - 670
CTC (BP1 and PF1)	430 - 710	420 - 880





MARKET DESCRIPTION

Low Grown

Select best OP1s maintained last levels, best types sold at lower levels with lack of attractive bids, below best types and secondaries were dearer by Rs.10/- to Rs.20/-. Well-made BOP1s were firm on last, others met with irregular demand. Better twisted OPs maintained last levels, others were irregular. Select best OPAs were firm, best types were irregularly lower, secondaries met with fair demand. Select best and best Pekoes were firm to selectively dearer, bolder Pekoes sold at last levels, below best types were firm on last. Select best Shotty Pekoe1s were easier by Rs.10/- to Rs.20/-, others gained by Rs.10/-.

Select best well-made BOPs were firm, best and below best types were lower by Rs.5/- to Rs.10/-, secondary types were firm. Select best and best BOP.SP.s and BOPF.SP.s met with fair demand, others were firm. BOPFs followed a similar trend. Select best and best FBOPF1s were lower to last by Rs.5/- to Rs.10/-, below best and secondary types were firm on last week's closing levels. Well-made FBOPs in the select best category were firm, best and below best types were lower by Rs.5/- to Rs.10/-, secondary types were firm. FBOPF varieties met with fair demand. All Premium Flowery teas met with good demand.

Off Grades

Select best and best FGS1s were firm, below best and poorer types showed a similar trend. Select best and best BMs were firm, below best and poorer types showed a similar trend. All BPs were firm on last. Select best and best BOP1As were lower by Rs.10/- to Rs.20/-, whilst below best and poorer types were lower by Rs.30/- to Rs.40/-.

Dust

Select best and best Dust1s were lower by Rs.10/- to Rs.15/- and more at times as the sale progressed, below best types depreciated by Rs.10/-, poorer sorts were irregularly dearer by Rs.5/-. High and Medium CTCs were firm to dearer by Rs.10/-. Low Grown CTCs sold at firm levels. Low Grown Dust / Dust1s were dearer by Rs.10/- to Rs.15/-.



QUOTATIONS

	Select Best	Best	Below Best	Others
LIQUORING				
DUST-1	680.00 - 980.00	640.00 - 670.00	600.00 - 630.00	450.00 - 590.00
OFF GRADES				
FGS1	680.00 - 710.00	640.00 - 670.00	520.00 - 630.00	400.00 - 510.00
FGS	570.00 - 650.00	500.00 - 560.00	420.00 - 490.00	350.00 - 410.00
LOW GROWNS				
FBOPF / FFSP / FFEXSP	2400.00 - 3600.00	1300.00 - 2200.00	800.00 - 1100.00	650.00 - 740.00
BOP	900.00 - 1250.00	720.00 - 880.00	620.00 - 700.00	480.00 - 600.00
BOPSP	850.00 - 1180.00	630.00 - 820.00	550.00 - 620.00	420.00 - 530.00
BOPF	780.00 - 1060.00	620.00 - 720.00	480.00 - 600.00	380.00 - 460.00
FBOPF1	930.00 - 1400.00	820.00 - 900.00	680.00 - 800.00	520.00 - 650.00
FBOP	920.00 - 1400.00	760.00 - 880.00	660.00 - 740.00	480.00 - 620.00
BOP1	1300.00 - 1800.00	1050.00 - 1200.00	920.00 - 1000.00	600.00 - 640.00
OP1	1450.00 - 2700.00	1100.00 - 1200.00	950.00 - 1050.00	450.00 - 600.00
OP	830.00 - 1000.00	790.00 - 800.00	700.00 - 760.00	550.00 - 570.00
OPA	760.00 - 1120.00	700.00 - 740.00	580.00 - 640.00	450.00 - 530.00
PEKOE	800.00 - 1500.00	680.00 - 730.00	560.00 - 640.00	470.00 - 500.00
PEKOE1	920.00 - 1450.00	700.00 - 800.00	600.00 - 670.00	460.00 - 520.00
DUST / DUST1	550.00 - 790.00	480.00 - 540.00	450.00 - 470.00	400.00 - 430.00



- **Top Prices**
- **Colombo Auction Averages**
- **All Brokers Private Sale Figures**



TOP PRICES (SALE NO. 07 – 14TH / 15TH FEBRUARY 2022)



WESTERN HIGH			
BOP		Holyrood	1020.00
BOPSP		Dessford	810.00
BOPF/BOPFSP		Dessford	1000.00
FBOP/FBOP1		Glenloch	1200.00
FBOPF/FBOPF1		Inverness	1020.00
		Frotoft Super	1020.00
BOP1		Glenloch	1200.00
OP/OPA	**	Venture	830.00
OP1	*+	Inverness	1020.00
PEKOE/PEKOE1		Bogawantalawa	1100.00

WESTERN MEDIUM			
BOP	*	Nayapane	1000.00
		Dartry Valley	1000.00
		Craighead	1000.00
BOPSP		Windsorforest	1000.00
		Hatale	1000.00
BOPF/BOPFSP		Vellai Oya	800.00
FBOP/FBOP1		Harangalla	1380.00
FBOPF/FBOPF1		Craighead	1080.00
BOP1		Craighead	1300.00
		Harangalla	1300.00
OP/OPA		Orange Field	840.00
OP1		Hatale	980.00
		Orange Field	980.00
PEKOE/PEKOE1		Harangalla	900.00
		Dartry Valley	900.00

UDA PUSSELLAWA			
BOP		Kirklees	680.00
BOPSP	+	Delmar	900.00
BOPF/BOPFSP		Kirklees	670.00
		Mooloya	670.00
FBOP/FBOP1		Delmar	940.00
FBOPF/FBOPF1	+	Gonapitiya	1080.00
BOP1		-	
OP/OPA		Gordon	780.00
OP1		Gonapitiya	730.00
PEKOE/PEKOE1		Kirklees	740.00

UVA HIGH			
BOP	*	Glenanore	920.00
BOPSP		Ranaya	980.00
BOPF/BOPFSP		Bandaraeliya	730.00
FBOP/FBOP1		Aislaby	1180.00
FBOPF/FBOPF1	*	Aislaby	1000.00
	*	Glenanore	1000.00
		Oodoowerre	1000.00
		Ranaya	1000.00
		Gonamotawa	1000.00
BOP1		Glenanore	1160.00
OP/OPA	*+	Glenanore	920.00
OP1	+	Gonamotawa	1040.00
PEKOE/PEKOE1		Glenanore	830.00

UVA MEDIUM			
BOP	*	Demodera "S"	980.00
BOPSP		Demodera "S"	1000.00
BOPF/BOPFSP		Dickwella	1040.00
FBOP/FBOP1		Dickwella	1180.00
FBOPF/FBOPF1		Demodera "S"	1060.00
BOP1	+	Demodera "S"	1350.00
OP/OPA	*	Telbedde	870.00
OP1	*	Wewesse	1020.00
PEKOE/PEKOE1	*	Pettiagalla	900.00

CTC HIGH			
PF1	*	Dunsinane CTC	670.00
BP1	*	Dunsinane CTC	610.00
BPS		Mount Vernon CTC	590.00
OF		-	

CTC MEDIUM			
PF1	*	New Peacock CTC	640.00
BP1	*	Strathdon CTC	560.00
		Duckwari CTC	560.00
BPS		Donside CTC	520.00
OF		-	

NUWARA ELIYA			
BOP	*	Kenmare	500.00
BOPF/BOPFSP		Kenmare	590.00
FBOP/FBOP1		Court Lodge	1160.00
OP/OPA		-	
PEKOE/PEKOE1		Court Lodge	1020.00

CTC LOW			
PF1	**	Suduwelipothahena CTC	880.00
BP1	*	Ceciliyan CTC	710.00
BPS		Ceciliyan CTC	580.00
OF		-	



TOP PRICES (SALE NO. 07 – 14TH / 15TH FEBRUARY 2022)



LOW			
BOP		Ceciliyan	1250.00
BOPSP		Graceland	1180.00
BOPF		Hidellana	1060.00
BOPFSP	*	Broadlands S.H.	1180.00
FBOP		Mulatiyana Hills	1400.00
		Pothotuwa	1400.00
		Kelani	1400.00
		Hidellana	1400.00
FBOP1		Rotumba	1400.00
FBOPF		Goorookoya Super	1350.00
FBOPF1		New Vithanakande	1400.00
BOP1		Lumbini	1800.00
OP1		Pothotuwa	2700.00
OP		Kiruwanaganga	1000.00
OPA		Liyonta	1120.00
PEKOE		Liyonta	1500.00
PEKOE1		Nilrich	1450.00

PREMIUM			
FBOPFSP		Kingsbru	3300.00
FBOPFEXSP		Nilrich	3600.00
FBOPFEXSP1		Brombil	2700.00

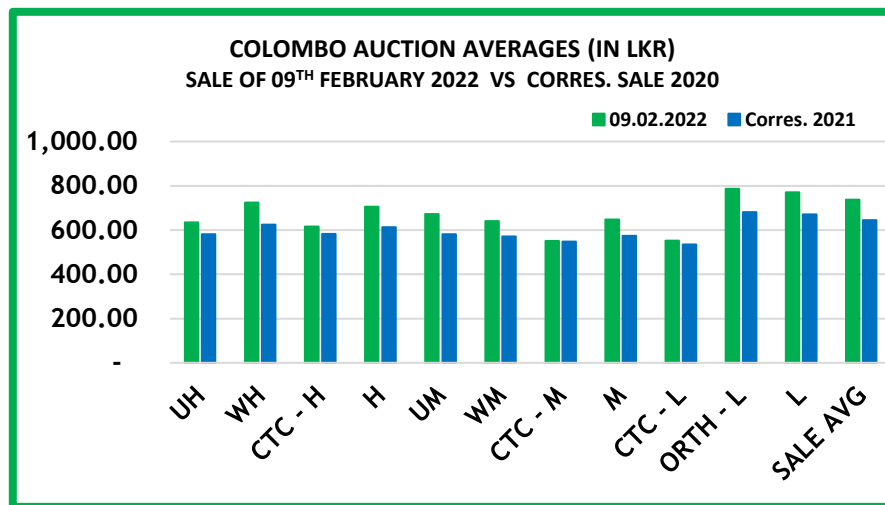
DUST			
DUST1		Mattakelle	980.00
P.DUST		Ceciliyan CTC	740.00

OFF GRADES			
FNGS/FNGS1	*	Gouravilla	710.00
	*	Bridwell	710.00
PFNGS	*	Hingalgoda CTC	710.00
BM		Sachitha	780.00
	*	Arbour Valley	760.00
BP		Chandrika Estate	900.00
BOP1A		Matuwagalla Super	770.00

**** MORE THAN ONE TOP PRICE OBTAINED**
*** TEAS SOLD BY JOHN KEELLS PLC**
+ ALL TIME RECORD PRICE
++ ALL TIME RECORD PRICE EQUALED

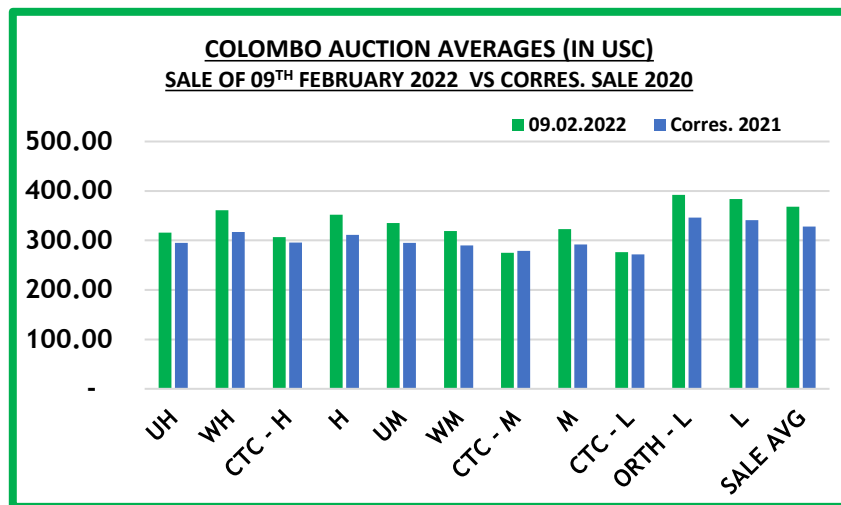


COLOMBO AUCTION AVERAGES



	Sale of 01/02/2022In LKR	Sale of 09/02/2022 In LKR	Corres. 2021 In LKR
Uva High Grown	643.01	634.21	581.07
Western High Grown	730.84	724.31	624.24
CTC High Grown	616.97	615.42	582.57
Summary of High Grown	709.72	705.66	612.58
Uva Medium Grown	652.66	671.92	581.08
Western Medium Grown	658.74	639.89	571.16
CTC Medium Grown	556.62	550.63	548.00
Summary of Medium Grown	657.21	647.44	573.81
CTC Low Grown	541.63	552.56	535.44
Orthodox Low Grown	781.91	785.76	680.54
Summary of Low Grown	766.35	770.42	671.03
TOTAL SALE AVERAGE	734.64	736.96	645.11

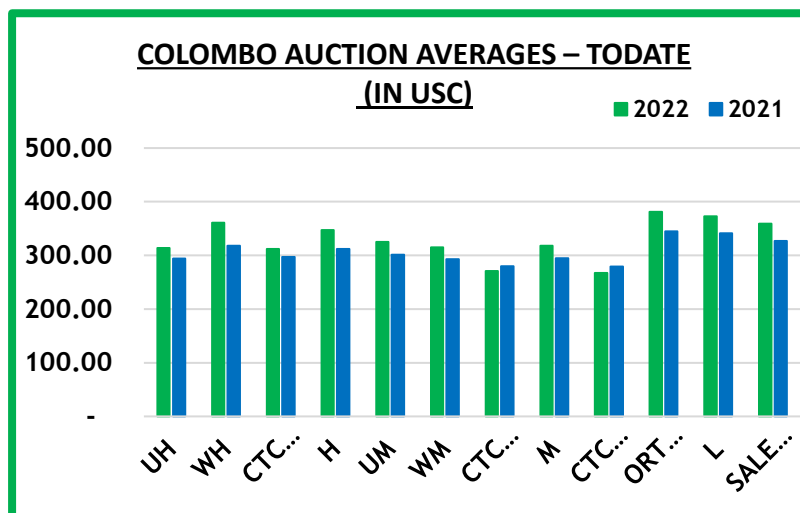
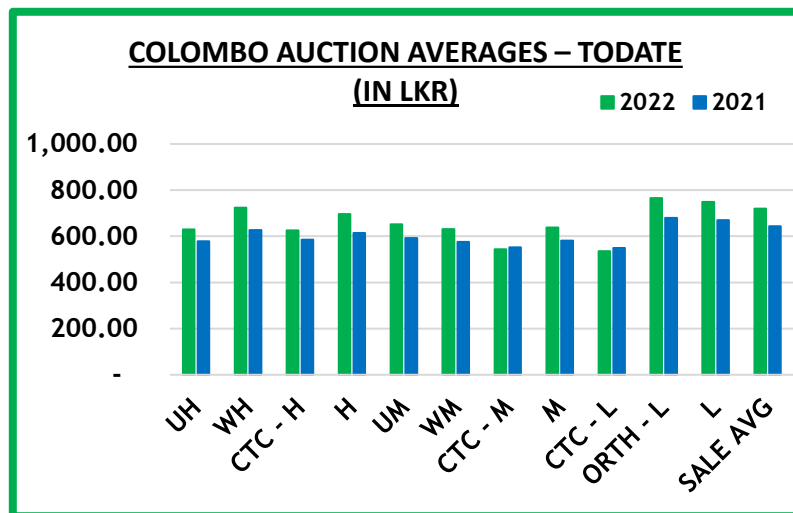
COLOMBO AUCTION AVERAGES



	Sale of 01/02/2022 In USC	Sale of 09/02/2022 In USC	Corres. 2021 In USC
Uva High Grown	320	316	295
Western High Grown	364	361	317
CTC High Grown	307	307	296
Summary of High Grown	353	352	311
Uva Medium Grown	325	335	295
Western Medium Grown	328	319	290
CTC Medium Grown	277	275	279
Summary of Medium Grown	327	323	292
CTC Low Grown	269	276	272
Orthodox Low Grown	389	392	346
Summary of Low Grown	381	384	341
TOTAL SALE AVERAGE	365	368	328



COLOMBO AUCTION AVERAGES



January to Date (Sale No.06)	2022 LKR	2021 LKR	2022 USC	2021 USC
Uva High Grown	629.80	578.50	314	294
Western High Grown	723.57	626.53	361	318
CTC High Grown	626.06	584.76	312	297
Summary of High Grown	696.46	613.80	347	312
Uva Medium Grown	652.04	591.84	325	301
Western Medium Grown	631.17	575.79	315	293
CTC Medium Grown	543.25	551.50	271	280
Summary of Medium Grown	637.32	580.62	318	295
CTC Low Grown	535.84	548.76	267	279
Orthodox Low Grown	765.23	679.44	381	345
Summary of Low Grown	749.12	669.96	373	341
TOTAL SALE AVERAGE	719.47	643.85	359	327



COLOMBO AUCTION AVERAGES

FROM 01 ST TO 09 TH FEBRUARY 2022	LKR
Uva High Grown	636.25
Western High Grown	729.23
Summary of High Grown	707.79
Uva Medium Grown	658.82
Western Medium Grown	652.32
Summary of Medium Grown	653.91
Summary of Low Grown	763.86
TOTAL SALE AVERAGE	732.99



ALL BROKERS PRIVATE SALE FIGURES (FOR THE PERIOD – 07TH TO 12TH FEBRUARY 2022)

	WEEKLY	TODATE
High & Medium	49,094.00	266,107.25
Low	13,655.50	49,248.00
Green Tea	39,587.00	207,893.00
Organic Tea	8,768.00	44,103.00
BMF	156,005.00	1,077,213.00
Direct Sales	-	-
Forward Contract	45,320.00	223,940.00





- **Crop and Weather**
- **Crop Figures**
- **Tea News**
- **Tea Sale Arrangements**

CROP AND WEATHER - FOR THE PERIOD OF – 07TH TO 13TH FEBRUARY 2022



Western

Bright weather was experienced throughout the beginning of the week with heavy showers reported towards the end of the week in Dickoya, Agarapatana, Bogowantalawa and Talawakelle districts.



Nuwara Eliya

Bright weather was recorded at the beginning of the week with showers prevailing throughout the weekend in Nuwara Eliya.



Uva

Bright weather was experienced at the beginning of the week with showers occurring during the weekend in Bandarawella and Haputale districts.



Low Grown

Dull weather with evening showers was recorded throughout the week in Galle, Rathnapura and Deniyaya districts.



Crop

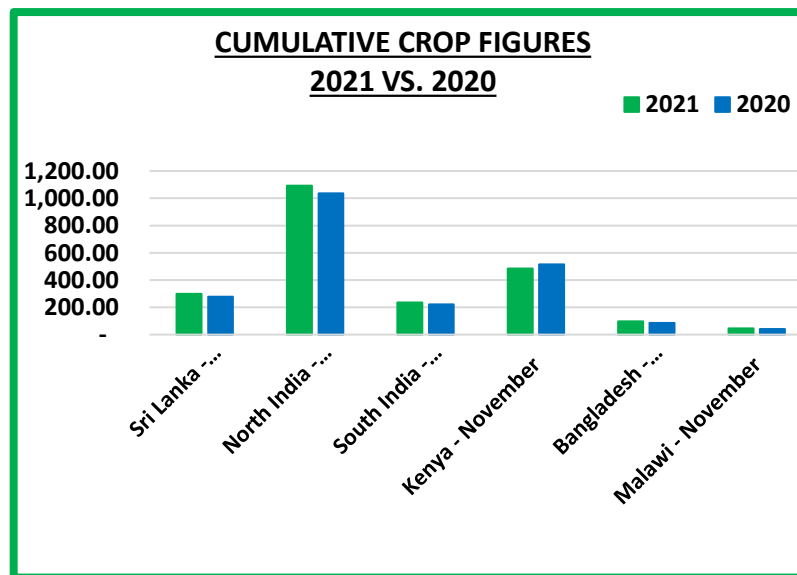
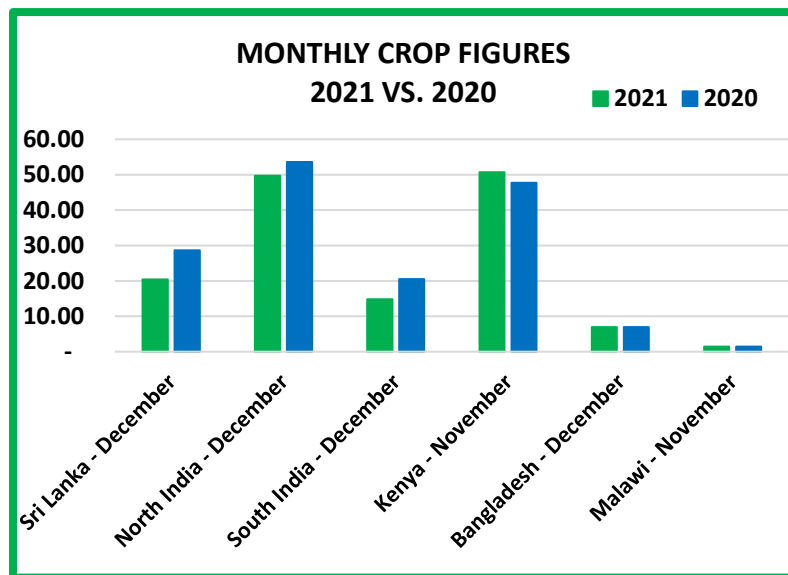
Crop intakes are moderate to low.



CROP FIGURES OF MAJOR PRODUCING & EXPORTING COUNTRIES

Country	Month	2021	2020	Cumulative + Inc. / Dec.	Cumulative	2021	2020	Cumulative + Inc. / Dec.
Sri Lanka	December	20.41	28.65	- 8.24	Upto December	299.33	278.85	+ 20.48
North India	December	49.66(E)	53.63	- 03.97	Upto December	1093.38 (E)	1035.48	+ 57.90
South India	December	14.85(E)	20.46	- 5.61	Upto December	235.66 (E)	222.05	+ 13.61
Kenya	November	50.71	47.67	+ 3.04	Upto November	485.30	515.12	- 29.82
Bangladesh	December	6.93	6.96	- 0.03	Upto December	96.51	86.39	+ 10.12
Malawi	November	1.40	1.38	+ 0.02	Upto November	46.80	39.92	+ 6.88

(E) - Estimated



MOMBASA MARKET

SALE NO. 06 – SALE OF 07TH / 08TH & 09TH FEBRUARY 2022

There was fairly good demand but at lower levels owing to price adjustments in the market for the 189,934 packages (12,503,390.00 kilos) on offer with 12.91% remaining unsold.

DUST GRADES (M1)

Offerings: 52,420 packages (3,893,303.00 kilos); 9.46% remained unsold. Best PDUSTs in the market saw less competition and lost up to USC18 while brighter categories were discounted by USC2 to USC33 with some lines neglected. Mediums were mostly steady to USC12 above previous levels but some lines shed up to USC10 while lower medium varieties met irregular activity and ranged between firm to USC18 dearer to easier by up to USC21 and some teas remained unsold. Plainer types varied between firm to USC12 dearer to USC9 below last rates.

The best DUST1s on offer appreciated by up to USC10 with brighter sorts steady to USC10 dearer while medium varieties saw irregular inquiry and ranged between fully firm to USC10 dearer to easier by a similar margin. Lower medium categories were irregular ranging between firm to USC12 dearer to easier by up to USC14 while plainer descriptions advanced by up to USC14 but some lines shed up to USC12.

Offerings: 110,740 packages (7,259,159.00 kilos) and 13.24% were neglected. Best BP1s available met irregular interest and varied between firm to USC22 dearer to easier by a similar margin while brighter types saw good absorption and appreciated by up to USC26 with mediums steady to USC8 below previous prices and many teas remained unsold due to price limits. Lower medium varieties were irregular ranging between firm to USC10 dearer to mostly easier by up to USC17 while plainer categories lost up to USC24 but some invoices advanced by up to USC6.

The best PF1s on offer saw reduced competition and eased by USC9 to USC24 with brighter descriptions discounted by up to USC24 while medium varieties shed USC6 to USC27. Lower medium sorts met less enquiry and were steady to USC27 below last levels while plainer types were irregular with a few lines dearer by USC2 to USC8 but majority were discounted by up to USC18.

SECONDARY GRADES (S1)

Offerings: 26,774 packages (1,350,928.00 kilos) and 18.30% were unsold. In the Secondary Catalogues, BPs were firm while PFs tended easier. Clean well sorted coloury Fannings were discounted while similar DUSTs were steady. Other Fannings gained with DUSTs about firm. BMFs were well absorbed at dearer rates.

MARKETS

There was useful absorption but at lower levels from Pakistan Packers and Egyptian Packers while Yemen and other Middle Eastern countries lent good support. Bazaar, UK, Kazakhstan, other CIS states and Russia maintained inquiry but at lower levels with Sudan more selective. Afghanistan and Iran were subdued while Local Packers showed some activity. Somalia were more active at the lower end of the market.





TEA NEWS AROUND THE GLOBE

MOMBASA MARKET – Continued

QUOTATIONS	BROKENS	FANNINGS
Best	325 – 366	336 – 369
Good	324 – 343	330 – 356
Good Medium	318 – 336	300 – 350
Medium	266 – 306	239 – 311
Lower Medium	183 – 312	180 – 300
Plain	110 – 236	110 – 226

AUCTION	KENYA 2021 \$	KENYA 2022 \$	TOTAL 2021 \$	TOTAL 2022 \$
04	1.98	2.76	1.90	2.56
05	1.99	2.80	1.93	2.62
06	2.02	2.74	1.96	2.58

SOURCE : AFRICA TEA BROKERS LTD.



TEA NEWS AROUND THE GLOBE



CHITTAGONG MARKET

SALE NO. 40 – 14TH FEBRUARY 2022

CTC LEAF: 43,705 packages of Current Season teas on offer met with only a fair demand.

BROKENS: Clean Broken which were small in quantity sold well at slightly easier rates but all others met with a selective demand and where sold recorded a drop of Tk.5/- to Tk.7/-. However, there were several withdrawals in this category. BLF teas witnessed slightly more demand and prices were about firm.

FANNINGS: Likewise, few clean ones on offer met with quite strong competition and were often touch dearer. All other varieties eased in line with quality and there were also fairly heavy withdrawals. BLF teas witnessed slightly more demand and prices were about steady.

CTC DUST: 10,311 packages of Current Season teas on offer met with good demand. Good liquoring Dusts sold well at around last levels. Their medium Dusts witnessed fair competition and were firm on last. Plain and BLF Dusts were less in demand and prices were once again a little easier with fair withdrawals. Blenders lent strong support with fair interest from the Loose tea buyers.

COMMENTS: Offerings comprised of mostly plain and end of season varieties which met with only a fair demand. Blenders were again active whilst there was touch more support from the Loose tea buyers. Owing to the sale of a larger proportion of lower priced teas, average price realisation was considerably lower than last.

Dusts were an easier market

Our catalogue (Sale 40): Avg: Tk 165.93, Sold 63.9 % & (Sale 39) Avg: Tk 180.23, Sold 55.6 %.

Quotations – This Week – (In Taka)

Broken	This Week	Last Week	Fannings	This week	Last Week	Dust	This week	Last Week
Large	NQTA	NQTA	Best	205-215 nom	205-215 nom	PD	167-225	170-240
Medium	142-155	145-160	Good	165-170 nom	170-175 nom	RD	120-272	120-279
Small	147-160	152-165	Medium	145-155	150-160	D	125-261	130-272
Plain	130-140	130-140	Plain	130-140	130-140	CD	136-257	142-266
BLF	120-140	120-140	BLF	120-140	120-140	BLF	122-145	120-142

Exchange Rates 07th February, 2022 Sterling Pound: Tk. 113.8063 dollar: Tk. 84.7665

SOURCE : NATIONAL BROKERS LTD



TEA NEWS AROUND THE GLOBE



GUWAHATI MARKET

SALE NO. 06 – SALE OF 09TH FEBRUARY 2022

1. MARKET DESCRIPTION :

- Good demand.
- Levels irregular and easier for all sorts. Some re-printed liquoring teas were well competed for.
- The leaf and dust segment followed a similar trend.
- Internal mainstay with selective buying from HUL and exporters. Duncans operated at lower levels.

2. TOTAL AUCTION WEIGHTED AVERAGE ()

	₹ 2021-22			2020-21			UPTO SALE - 6		
	SALE - 6	SALE - 5	+/-	SALE - 6	SALE - 5	+/-	2021-22	2020-21	2019-20
CTC	142.17	148.24	-6.07	149.06	158.92	-9.86	183.75	217.10	141.20
DUST	138.44	143.04	-4.59	144.50	151.65	-7.15	179.22	226.62	151.22
TOTAL	140.76	146.45	-5.69	147.65	156.73	-9.08	182.42	220.15	144.29

SOURCE: PARCON INDIA PVT LTD





TEA NEWS AROUND THE GLOBE

KOLKATA ORTHODOX / CTC MARKET

SALE NO.05 – SALE OF 09TH / 10TH FEBRUARY 2022

1. Market description :

- Strong demand for the nominal weight on offer which sold at irregular rates.
- Exporters active.
- Orthodox sale 6,7,9,10,11 & 13 have been dropped, out lots of sale 3,4 & 5 will be reprinted in sale 8.

	WHOLE LEAF		BROKENS		FANNING S
	1ST LINE	2ND LINE	LARGER	SMALLER	LEAFY
BEST	NQ	NQ	NQ	NQ	NQ
GOOD	NQ	NQ	NQ	NQ	NQ
MEDIUM	NQ	NQ	NQ	NQ	NQ

1. Market description :

- Good demand. Levels for good and best Assams were barely steady whilst remainder were irregular and at times easier, following quality. Good Dooars sold around last while the plainer sorts tended lower.
- Select liquoring dust grades witnessed better competition whilst the remainder followed a similar trend as leaf. CDs continued to sell lower this week as well.
- Wi and HUL were active with support from other packers, exporters and local dealers in the leaf category. In the dust section, HUL and WI were active with support from other sections of the trade. TCPL was selective in leaf and silent in dust.

2. TOTAL AUCTION WEIGHTED AVERAGE (₹)

	2021-22			2020-21			UPTO SALE - 5		
	SALE - 5	SALE - 4	+/-	SALE - 5	SALE - 4	+/-	2021-22	2020-21	2019-20
CTC	152.17	163.70	-11.53	175.84	191.50	-15.66	203.95	227.85	156.52
DUST	141.41	155.46	-14.06	162.07	166.41	-4.34	207.45	237.22	169.81
TOTAL	148.65	161.20	-12.55	171.46	184.65	-13.20	204.94	230.62	160.13

SOURCE: PARCON INDIA PVT LTD



UPCOMING AUCTION DETAILS

Auction No.	09		08	
Dates	01 st / 02 nd March 2022		22 nd / 23 rd February 2022	
	No. of Lots	Qty – kg	No. of Lots	Qty – kg
Ex-Estate	738	809,857	866	982,115
Main Sale Total	8,488	4,173,786	9,956	5,068,532
High & Medium	1,169	555,719	1,408	712,276
Low Grown – Leafy	1,552	614,560	1,812	733,940
Low Grown – Semi Leafy	1,059	435,193	1,362	585,245
Low Grown Tippy	1,760	864,355	2,180	1,124,720
Premium / Flowery	293	44,529	397	66,410
Off Grades	2,182	1,207,348	2,231	1,258,132
Dust	473	452,082	566	587,809
Grand Total	9,226	4,983,643	10,822	6,050,647
Reprints	441	223,185	724	396,494
Total No. of Lots on Offer	9,226		10,822	
Total Quantity on Offer (kg)	4,983,643		6,050,647	



SCHEDULED CLOSING DATES

Auction No.	Date of Sale	Ex-Estate	Main Sale
10	08 th / 09 th March 2022	17/02/2022	17/02/2022
11	14 th / 15 th March 2022	24/02/2022	24/02/2022
12	22 nd / 23 rd March 2022	03/03/2022	03/03/2022

PROMPT DATES

Auction No.	Buyers	Sellers
08	02/03/2022	03/03/2022
09	08/03/2022	09/03/2022
10	15/03/2022	16/03/2022



ORDER OF SALE (SALE NO. 08 – 22ND / 23RD FEBRUARY 2022)

Main Sale Order – 1 (Leafy / Semi Leafy / Tippy / Premium / 1A)	Main Sale Order – 2 (H & M / Off Grade / Dust)	Ex-Estate
Mercantile Produce Brokers (Pvt) Ltd	Ceylon Tea Brokers PLC	JOHN KEELLS PLC
Bartleet Produce Marketing (Pvt) Ltd	JOHN KEELLS PLC	Mercantile Produce Brokers (Pvt) Ltd
Ceylon Tea Brokers PLC	Eastern Brokers. Ltd.	Eastern Brokers. Ltd.
Asia Siyaka Commodities PLC.	Forbes & Walker Tea Brokers (Pvt) Ltd	Asia Siyaka Commodities PLC.
Eastern Brokers. Ltd.	Mercantile Produce Brokers (Pvt) Ltd	Forbes & Walker Tea Brokers (Pvt) Ltd
JOHN KEELLS PLC	Lanka Commodity Brokers Ltd	Lanka Commodity Brokers Ltd
Lanka Commodity Brokers Ltd	Asia Siyaka Commodities PLC.	Bartleet Produce Marketing (Pvt) Ltd
Forbes & Walker Tea Brokers (Pvt) Ltd	Bartleet Produce Marketing (Pvt) Ltd	Ceylon Tea Brokers PLC

[DB : HR / SG]



TEA SALE ARRANGEMENTS



COLOMBO TEA TRADERS' ASSOCIATION

C/o. THE CEYLON CHAMBER OF COMMERCE, P.O.Box 274, No. 50, NAVAM MAWATHA, COLOMBO 02.

Telephone: 5588849; Facsimile: 2449352; E-Mail ; hemaratne@chamber.lk

CIRCULAR NO. 04 OF 2022

FEBRUARY 09, 2022

TEA SALE ARRANGEMENTS FOR 02ND QUARTER 2022 - APRIL / MAY / JUNE

Sale No.	Date of Sale		Catalogue Closing Dates		Prompt Dates		10% Payment	E-Platform Levy Prompt Dates	
			Ex-Estate	Main Sale	Buyers	Sellers		Buyers	Sellers
APRIL									
14	Mon/Tue	04 th / 05 th	18/03/2022 4.30 pm		11/04/2022	12/04/2022	08/04/2022	12/04/2022	19/04/2022
15	Tue/Wed	19 th / 20 th	24/03/2022 4.30 pm		26/04/2022	27/04/2022	22/04/2022	26/04/2022	28/04/2022
16	Tue/Wed	26 th / 27 th	31/03/2022 4.30 pm		04/05/2022	05/05/2022	29/04/2022	04/05/2022	06/05/2022



TEA SALE ARRANGEMENTS – Continued,

Sale No.	Date of Sale		Catalogue Closing Dates		Prompt Dates		10% Payment	E-Platform Levy Prompt Dates	
			Ex-Estate	Main Sale	Buyers	Sellers		Buyers	Sellers
MAY									
17	Tue/Wed	03 rd / 04 th	08/04/2022 4.30 pm		10/05/2022	11/05/2022	06/05/2022	10/05/2022	12/05/2022
18	Tue/Wed	10 th / 11 th	22/04/2022 4.30 pm		17/05/2022	18/05/2022	13/05/2022	17/05/2022	19/05/2022
19	Tue/Wed	17 th / 18 th	28/04/2022 4.30 pm		24/05/2022	25/05/2022	20/05/2022	24/05/2022	26/05/2022
20	Tue/Wed	24 th / 25 th	06/05/2022 4.30 pm		31/05/2022	01/06/2022	27/05/2022	31/05/2022	02/06/2022
21	Tue/Wed	31 st May / 01 st June	12/05/2022 4.30 pm		07/06/2022	08/06/2022	03/06/2022	07/06/2022	09/06/2022
JUNE									
22	Tue/Wed	07 th / 08 th	19/05/2022 4.30 pm		15/06/2022	16/06/2022	10/06/2022	15/06/2022	17/06/2022
23	Mon/Tue	13 th / 15 th	26/05/2022 4.30 pm		21/06/2022	22/06/2022	17/06/2022	21/06/2022	23/06/2022
24	Tue/Wed	21 st / 22 nd	02/06/2022 4.30 pm		28/06/2022	29/06/2022	24/06/2022	28/06/2022	30/06/2022
25	Tue/Wed	28 th / 29 th	09/06/2022 4.30 pm		05/07/2022	06/07/2022	01/07/2022	05/07/2022	07/07/2022





TEA SALE ARRANGEMENTS – Continued,

HOLIDAYS FOR SECOND QUARTER 2022		
APRIL		
13 th	Wednesday	Day prior to Sinhala & Tamil New Year Day (P.B.M.)
14 th	Thursday	Sinhala & Tamil New Year Day (P.B.M.)
15 th	Friday	Good Friday (P.B.)
16 th	Saturday	Bak Full Moon Poya Day (P.B.M.)
MAY		
01 st	Sunday	May Day (P.B.M.)
02 nd	Monday	Statutory Holiday on Account of May Day Falling on Sunday.
03 rd	Tuesday	Id Ul-Fitr (P.B.)
15 th	Sunday	Vesak Full Moon Poya Day (P.B.M.)
16 th	Monday	Day following Vesak Full Moon Poya Day (P.B.M.)
JUNE		
14 th	Tuesday	Poson Full Moon Poya Day (P.B.M.)
P- Public B- Bank M- Mercantile		

The Secretariat
The Colombo Tea Traders' Association





“

Do the difficult things while they are easy and do the great things while they are small. A journey of a thousand miles must begin with a single step.

”

— *Lao Tzun*