



# TEA MARKET REPORT

## JOHN KEELLS PLC

**SALE NO.07 – 14<sup>TH</sup> / 15<sup>TH</sup> FEBRUARY 2023**

# ORDER OF SALE (SALE NO. 07 – 14<sup>TH</sup> / 15<sup>TH</sup> FEBRUARY 2023)

Main Sale Order – 1 (Leafy / Semi Leafy / Tippy / Premium / 1A)	Main Sale Order – 2 (H & M / Off Grade / Dust)	Ex-Estate
BARTLEET PRODUCE MARKETING (PVT) LTD	BARTLEET PRODUCE MARKETING (PVT) LTD	ASIA SIYAKA COMMODITIES PLC.
FORBES & WALKER TEA BROKERS (PVT) LTD	CEYLON TEA BROKERS PLC	BARTLEET PRODUCE MARKETING (PVT) LTD
CEYLON TEA BROKERS PLC	<b>JOHN KEELLS PLC</b>	FORBES & WALKER TEA BROKERS (PVT) LTD
ASIA SIYAKA COMMODITIES PLC.	EASTERN BROKERS. LTD.	CEYLON TEA BROKERS PLC
<b>JOHN KEELLS PLC</b>	FORBES & WALKER TEA BROKERS (PVT) LTD	EASTERN BROKERS. LTD.
EASTERN BROKERS. LTD.	MERCANTILE PRODUCE BROKERS (PVT) LTD	MERCANTILE PRODUCE BROKERS (PVT) LTD
LANKA COMMODITY BROKERS LTD	LANKA COMMODITY BROKERS LTD	LANKA COMMODITY BROKERS LTD
MERCANTILE PRODUCE BROKERS (PVT) LTD	ASIA SIYAKA COMMODITIES PLC.	<b>JOHN KEELLS PLC</b>



## AUCTION DETAILS

Auction No.	07	
Dates	14 <sup>th</sup> / 15 <sup>th</sup> February 2023	
	No. of Lots	Qty – kg
Ex Estate	692	704,673
Main Sale Total	9,466	4,365,968
High & Medium	1,220	527,550
Low Grown - Leafy	1,744	636,813
Low Grown - Semi Leafy	1,485	627,830
Low Grown Tippy	2,166	1,111,100
Premium / Flowery	456	80,001
Off Grades	1,942	955,699
Dust	453	426,975
Grand Total	10,158	5,070,641
Reprints	1,071	576,452
<b>Total No. of Lots Offered</b>	<b>10,158</b>	
<b>Total Quantity Offered (kg)</b>	<b>5,070,641</b>	

## PROMPT DATES

Auction No.	Buyers	Sellers
06	14/02/2023	15/02/2023



# COMMENTS



Sri Lanka Tea Exports for the month of January 2023 was recorded at 17.5Mkg which is a decline of 9.4% when compared with the previous year's figure of 19.3Mkg. The average unit FOB value per kg was Rs.1,107.10 above the average unit value per kg of January 2022. As a result, the value of Tea Exports for the month of January shows a positive variance of Rs.17.7 million compared to the previous year. Turkey emerged as the leading importer of Sri Lanka Tea, followed by Iraq, Russia, U.A.E, and Azerbaijan.

The 0.70Mkg of Ex-Estate teas on offer met with irregular demand. Select Best Western High Grown BOPs appreciated following quality and special inquiry, the below best and plainer varieties were firm to a little dearer at times. Select Best Western High Grown BOPFs gained following quality and special inquiry, the below best and plainer varieties were irregularly dearer. Nuwara Eliya BOPs were substantially dearer, however there were hardly any BOPFs on offer. Uda Pussellawa BOPs were firm to a little dearer at times, the BOPFs gained following quality. Uva BOPs were dearer, the BOPFs were mostly firm. Low grown CTC BP1s were firm, the High and Medium sorts followed a similar trend. Low Grown CTC PF1s maintained last levels. the High and Medium sorts were firm to a little dearer.

The 2.4Mkg of Low Grown teas which were on offer met with fair demand. In the Leafy segment, OPA's were irregularly dearer, OPs were mostly firm. OP1s met with fair demand. In the Semi Leafy segment, BOP1s were irregularly lower. Pekoe varieties were mostly firm. Pekoe1s were lower to last. In the Small Leaf segment, FBOPs were lower to last. FBOPF/FF1 varieties continued to experience lower demand. BOPF.SP, BOPF, BOP.SP and BOP grades too met with lower interest. Premium Flowery teas were lower.

Turkey, Russia and the C.I.S countries lent fair support. Iran was very selective. Libya and Iraq were active.





## MARKET DESCRIPTION

### Western Teas

Select best BOPs appreciated Rs.100/- and more following special inquiry, the below best and plainer varieties were firm to Rs.50/- to Rs.100/- dearer at times. Select best BOPFs too gained Rs.100/- to Rs.150/- following quality and special inquiry, the below best and plainer varieties were dearer at times, but tended irregular. Medium BOPs were firm to a little irregular at times, the BOPFs were firm to a little easier.

### Nuwara Eliya Teas

BOPs were substantially dearer. There were hardly any BOPFs on offer this week.

### Uva Teas

Uva BOPs were dearer by Rs.100/- to Rs.150/- at times, the BOPFs were irregularly dearer. Uda Pussellawa BOPs were firm to Rs.50/- to Rs.100/- dearer, the BOPFs too gained Rs.100/- and more following quality.

### CTC Teas

Low Grown CTC BP1s were firm, High and Medium sorts followed a similar trend. Low Grown PF1s maintained last levels, the High and Medium sorts were irregularly dearer.

## QUOTATIONS

	BOP – RS.	BOPF – RS.
Good Westerns	1700 – 2200	1700 – 1950
Average Westerns	1500 – 1650	1550 – 1650
Plainer Westerns	1300 – 1480	1340 – 1500
Western Mediums	1000 – 2350	920 – 1400
Uva Teas	1100 – 1440	1220 – 1500
Nuwara Eliya Teas	1700 – 1800	1240
Uda Pussellawa Teas	1120 – 1460	1080 – 1600
CTC (BP1 and PF1)	1000 – 1440	770 – 2050





# MARKET DESCRIPTION

## Low Grown

Well-made wiry OP1s along with the invoices in the below best category were firm to dearer by Rs.50/-, secondaries too met with fair demand. Better twisted OPs along with the below best sorts gained irregularly. Select best OPAs were firm, best and below best sorts were firm to dearer. In the Semi Leafy segment, better twisted BOP1s were firm, bolder types were irregular. Well-made Pekoes along with the bold Pekoe invoices commenced lower, however met with fair demand as the sale progressed. Shotty Pekoe1s were firm to marginally easier, others met with fair demand.

Select best and best BOPs were lower to last by Rs.30/- to Rs.50/- with lower demand, below best types too were lower by Rs.20/- to Rs.30/-, secondary types were firm. BOP.SP.s and BOPF.SP.s met with lower demand. BOPFs followed a similar trend. Select best and best FBOPF1s were lower by Rs.50/- to Rs.60/-, below best FBOPF1s too were lower by Rs.30/- to Rs.40/-, secondaries were firm. Well-made FBOPs in the select best category were firm, best and below best types were lower by Rs.50/- to Rs.60/- and more following quality, secondaries were firm. FBOPF varieties met with lower demand. All Premium Flowery teas were lower by Rs.50/- to Rs.100/- and more following quality.

## Off Grades

Select best and best FGS1s were easier by Rs.10/- to Rs.20/-, below best and poorer types were firm. Select best BMs were easier by Rs.10/- to Rs.20/-, balance were firm. All types of BPs were dearer by Rs.20/- to Rs.40/-. Select best BOP1As were dearer by Rs.50/- to Rs.100/- whilst best BOP1As were dearer by Rs.60/- to Rs.80/-, below best and poorer sorts were dearer by Rs.80/- to Rs.120/- and more at times.

## Dust

Select best and best Dust1s appreciated by Rs.10/- to Rs.20/-, below best and poorer sorts were dearer by Rs.5/- to Rs.10/-. High and Medium CTCs appreciated Rs.10/- to Rs.15/-. Low Grown CTCs were firm to dearer by Rs.10/-. Low Grown Dust/Dust1s appreciated Rs.10/-.



# QUOTATIONS

	Select Best	Best	Below Best	Others
<b>LIQUORING</b>				
DUST-1	1650.00 - 1850.00	1550.00 - 1640.00	1500.00 - 1530.00	1200.00 - 1490.00
<b>OFF GRADES</b>				
FGS1	1420.00 - 1440.00	1350.00 - 1410.00	900.00 - 1340.00	640.00 - 890.00
FGS	950.00 - 1100.00	860.00 - 940.00	750.00 - 850.00	500.00 - 740.00
<b>LOW GROWNS</b>				
FBOPF / FFSP / FFEXSP	3600.00 - 6650.00	2800.00 - 3400.00	1800.00 - 2600.00	1000.00 - 1700.00
BOP	2100.00 - 2700.00	1500.00 - 2000.00	1100.00 - 1400.00	850.00 - 1050.00
BOPSP	2000.00 - 2500.00	1500.00 - 1900.00	1100.00 - 1400.00	850.00 - 1050.00
BOPF	1800.00 - 2350.00	1300.00 - 1700.00	900.00 - 1200.00	700.00 - 820.00
FBOPF1	2000.00 - 2350.00	1700.00 - 1950.00	1400.00 - 1600.00	800.00 - 1350.00
FBOP	2200.00 - 2700.00	1700.00 - 2150.00	1400.00 - 1700.00	900.00 - 1200.00
BOP1	2600.00 - 3400.00	1850.00 - 2400.00	1400.00 - 1550.00	1100.00 - 1300.00
OP1	2750.00 - 3550.00	2350.00 - 2600.00	1850.00 - 2150.00	1350.00 - 1600.00
OP	1950.00 - 2250.00	1800.00 - 1950.00	1650.00 - 1800.00	1000.00 - 1550.00
OPA	1800.00 - 2400.00	1600.00 - 1750.00	1350.00 - 1600.00	800.00 - 1250.00
PEKOE	2000.00 - 2700.00	1850.00 - 1950.00	1600.00 - 1800.00	1000.00 - 1400.00
PEKOE1	2050.00 - 2600.00	1850.00 - 2000.00	1650.00 - 1800.00	1100.00 - 1400.00
DUST / DUST1	1200.00 - 1500.00	1000.00 - 1190.00	900.00 - 990.00	750.00 - 890.00



- **Top Prices**
- **Colombo Auction Averages**
- **All Brokers Private Sale Figures**





# TOP PRICES (SALE NO. 07 – 14<sup>TH</sup> / 15<sup>TH</sup> FEBRUARY 2023)



WESTERN HIGH			
BOP		Great Western	2200.00
		Somerset	2200.00
BOPSP		Queensberry	1650.00
BOPF/BOPFSP		Great Western	1950.00
FBOP/FBOP1		Glenloch	2050.00
FBOPF/FBOPF1		Inverness	1650.00
BOP1	*	<b>Venture</b>	<b>1950.00</b>
OP/OPA		Craig Hill	1650.00
OP1		Torrington	1850.00
PEKOE/PEKOE1		Craig Hill	2100.00
		Bogahawatte	2100.00

UVA HIGH			
BOP		Kelliebedde	1440.00
BOPSP		Ranaya	1550.00
BOPF/BOPFSP		Bandaraeliya	1550.00
FBOP/FBOP1		Gonamotawa	1700.00
FBOPF/FBOPF1	*	<b>Glenanore</b>	<b>1700.00</b>
BOP1		Uvakellie	1700.00
		Ranaya	1700.00
OP/OPA	**	<b>Mahadowa</b>	<b>1600.00</b>
	*	<b>Aislaby</b>	<b>1600.00</b>
		Uvakellie	1600.00
		Ranaya	1600.00
		Gonamotawa	1600.00
OP1		Oodoowerre	1950.00
PEKOE/PEKOE1	*	<b>Aislaby</b>	<b>2100.00</b>

NUWARA ELIYA			
BOP	**	<b>Lovers Leap</b>	<b>1800.00</b>
		Mahagastotte	1800.00
BOPSP		-	
BOPF/BOPFSP	*	<b>Kenmare</b>	<b>1240.00</b>
FBOP/FBOP1	*	<b>Lovers Leap</b>	<b>2050.00</b>
OP/OPA	+	Mahagastotte	1750.00
PEKOE/PEKOE1		Court Lodge	1800.00

WESTERN MEDIUM			
BOP		Harangalla	2350.00
BOPSP		Windsorforest	1650.00
		Doombagastalawa	1650.00
BOPF/BOPFSP		Uplands	1480.00
FBOP/FBOP1		Harangalla	2250.00
FBOPF/FBOPF1		Harangalla	2250.00
BOP1		Rilagala	1650.00
OP/OPA		Dartry Valley	1850.00
OP1		Ancoombra	1850.00
		Peniland	1850.00
PEKOE/PEKOE1		Craighead	2400.00

UVA MEDIUM			
BOP		Dickwella	1550.00
BOPSP		Demodera 'S'	1550.00
BOPF/BOPFSP		Dickwella	1600.00
FBOP/FBOP1	*	<b>Telbedde</b>	<b>1950.00</b>
FBOPF/FBOPF1		Tiniya	1850.00
BOP1		Misty-Uva	1750.00
OP/OPA		Tiniya	1750.00
OP1		Dickwella	2350.00
PEKOE/PEKOE1		Aruna Passara	2150.00
		Misty-Uva	2150.00

CTC LOW			
PF1	*	<b>Hingalgoda CTC</b>	<b>2050.00</b>
BP1	*	<b>Ceciliyan CTC</b>	<b>1440.00</b>
BPS		Lantern Hill CTC	960.00
OF		-	

UDA PUSSELLAWA			
BOP		Kirklees	1460.00
BOPSP		Kirklees	1340.00
BOPF/BOPFSP		Kirklees	1600.00
FBOP/FBOP1		Alma	1700.00
FBOPF/FBOPF1		Blairlmond	1650.00
BOP1		-	
OP/OPA		Alma	1600.00
		Delmar	1600.00
OP1		-	
PEKOE/PEKOE1		Alma	1800.00
		Gampaha	1800.00
		Delmar	1800.00

CTC HIGH			
PF1		Dunsinane CTC	1400.00
BP1		-	
BPS		Dunsinane CTC	1300.00
OF		-	

CTC MEDIUM			
PF1		New Peacock CTC	1480.00
BP1	*	<b>Delta CTC</b>	<b>1380.00</b>
		New Peacock CTC	1380.00
BPS	*	<b>Donside CTC</b>	<b>1100.00</b>
OF		-	



# TOP PRICES (SALE NO. 07 – 14<sup>TH</sup> / 15<sup>TH</sup> FEBRUARY 2023)



LOW			
BOP		Pothotuwa	2700.00
BOPSP		Rumassala Hills	2500.00
BOPF		Brombil	2350.00
		Sithaka	2350.00
	*	<b>Kiruwanaaganga</b>	<b>2100.00</b>
BOPFSP		Stream Line	2100.00
FBOP		Makandura	2700.00
FBOP1		Matuwagalla Super	2300.00
FBOPF		Ceyenta	2250.00
FBOPF1		Pothotuwa	2350.00
BOP1		Sithaka	3400.00
OP1		Lumbini	3550.00
		Pothotuwa	3550.00
OP		Green Lanka	2250.00
OPA		Liyonta	2400.00
PEKOE		Liyonta	2700.00
PEKOE1		Matuwagala Super	2600.00

PREMIUM			
FBOPFSP		Brombil	5850.00
FBOPFEXSP		New Vithanakande	6650.00
FBOPFEXSP1		Sachitha	4200.00

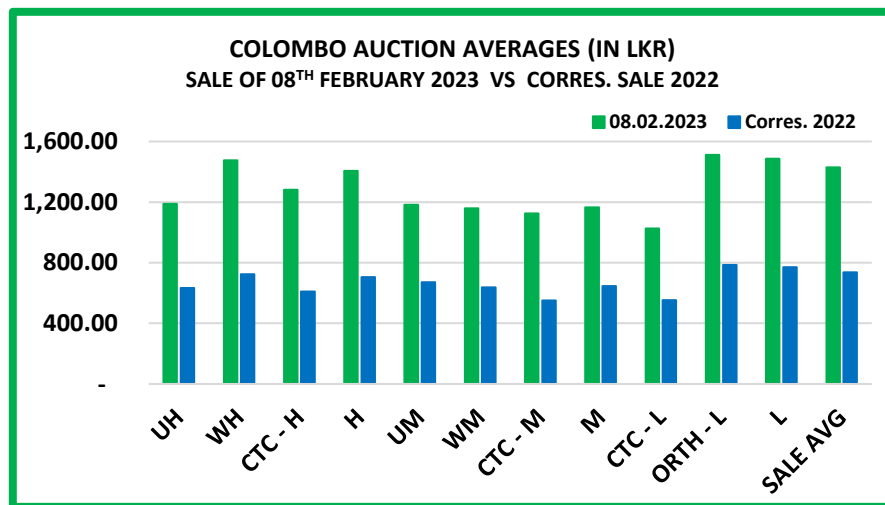
DUST			
DUST1		Mattakelle	1850.00
		Great Western	1850.00
P.DUST	*	<b>Ceciliyan CTC</b>	<b>1800.00</b>

OFF GRADES			
FNGS/FNGS1		Adisham	1440.00
		Mayfield	1440.00
		Henfold	1440.00
		Theresia	1440.00
PFNGS	*	<b>Hingalgoda CTC</b>	<b>1500.00</b>
BM		Wathurawila	1600.00
BP		Hidellana	1600.00
BOP1A		Aldora	1800.00

**\*\* MORE THAN ONE TOP PRICE OBTAINED**  
**\* TEAS SOLD BY JOHN KEELLS PLC**  
**+ ALL TIME RECORD PRICE**  
**++ ALL TIME RECORD PRICE EQUALED**

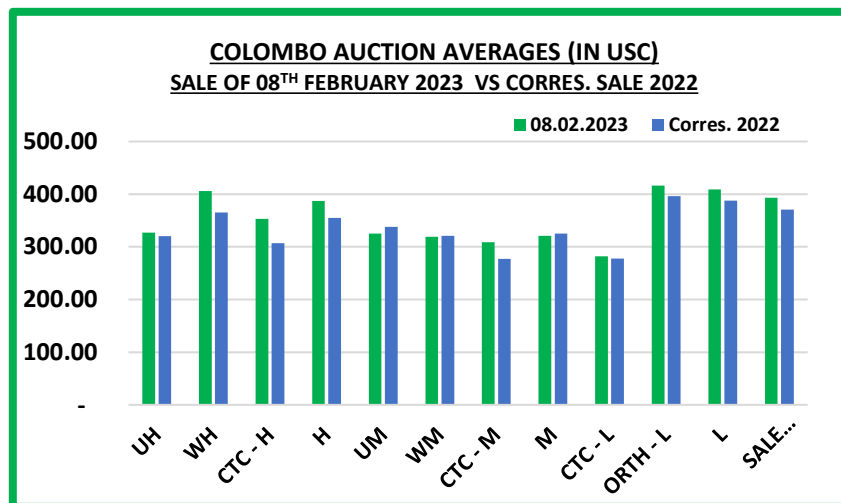


# COLOMBO AUCTION AVERAGES



	Sale of 31/01/2023In LKR	Sale of 08/02/2023 In LKR	Corres. 2022 In LKR
Uva High Grown	1177.15	1188.24	634.21
Western High Grown	1445.08	1476.55	724.31
CTC High Grown	1230.11	1282.65	610.36
<b>Summary of High Grown</b>	<b>1380.23</b>	<b>1405.55</b>	<b>705.66</b>
Uva Medium Grown	1222.45	1182.23	671.92
Western Medium Grown	1191.19	1159.34	637.66
CTC Medium Grown	1095.62	1124.93	550.63
<b>Summary of Medium Grown</b>	<b>1199.40</b>	<b>1165.65</b>	<b>645.87</b>
CTC Low Grown	1054.83	1025.77	552.56
Orthodox Low Grown	1572.63	1512.46	785.54
<b>Summary of Low Grown</b>	<b>1547.93</b>	<b>1485.66</b>	<b>770.29</b>
<b>TOTAL SALE AVERAGE</b>	<b>1465.40</b>	<b>1428.59</b>	<b>736.96</b>

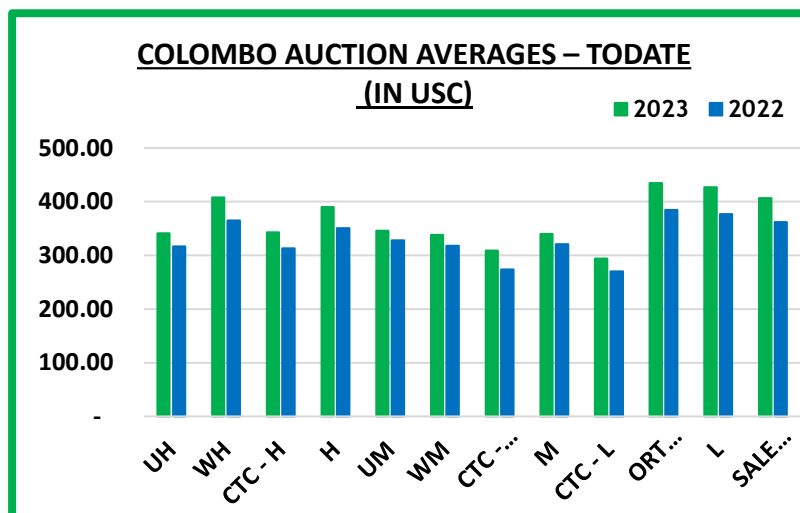
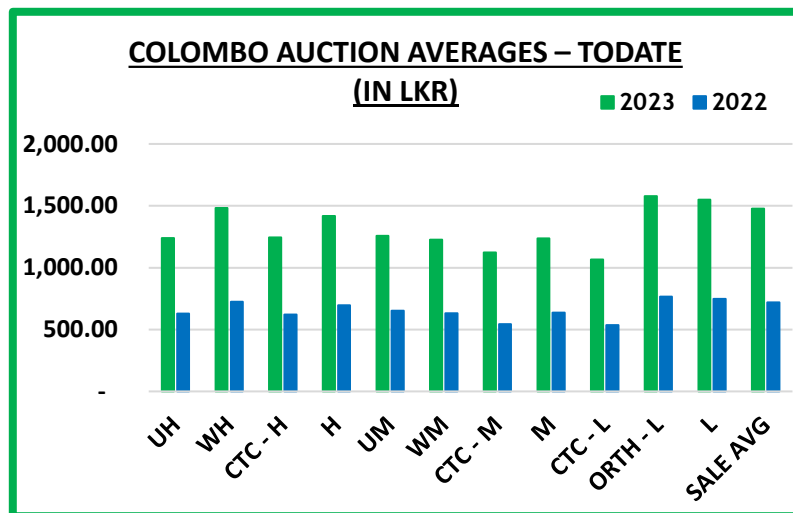
# COLOMBO AUCTION AVERAGES



	Sale of 31/01/2023 In USC	Sale of 08/02/2023 In USC	Corres. 2022 In USC
Uva High Grown	323	327	320
Western High Grown	397	406	365
CTC High Grown	338	353	307
<b>Summary of High Grown</b>	<b>379</b>	<b>387</b>	<b>355</b>
Uva Medium Grown	336	325	338
Western Medium Grown	327	319	321
CTC Medium Grown	301	309	277
<b>Summary of Medium Grown</b>	<b>330</b>	<b>321</b>	<b>325</b>
CTC Low Grown	290	282	278
Orthodox Low Grown	432	416	396
<b>Summary of Low Grown</b>	<b>425</b>	<b>409</b>	<b>388</b>
<b>TOTAL SALE AVERAGE</b>	<b>403</b>	<b>393</b>	<b>371</b>



# COLOMBO AUCTION AVERAGES



January to Date (Sale No.06)	2023 LKR	2022 LKR	2023 USC	2022 USC
Uva High Grown	1238.68	629.80	341	317
Western High Grown	1482.16	723.57	408	365
CTC High Grown	1244.97	620.88	343	313
<b>Summary of High Grown</b>	<b>1417.31</b>	<b>696.46</b>	<b>390</b>	<b>351</b>
Uva Medium Grown	1258.43	652.04	346	328
Western Medium Grown	1227.41	630.46	338	318
CTC Medium Grown	1122.34	543.25	309	274
<b>Summary of Medium Grown</b>	<b>1236.47</b>	<b>636.92</b>	<b>340</b>	<b>321</b>
CTC Low Grown	1066.24	535.84	294	270
Orthodox Low Grown	1578.79	764.71	435	385
<b>Summary of Low Grown</b>	<b>1550.74</b>	<b>748.71</b>	<b>427</b>	<b>377</b>
<b>TOTAL SALE AVERAGE</b>	<b>1477.74</b>	<b>719.46</b>	<b>407</b>	<b>362</b>





# COLOMBO AUCTION AVERAGES

FROM 01 <sup>ST</sup> TO 08 <sup>TH</sup> FEBRUARY 2023	LKR
Uva High Grown	1180.92
Western High Grown	1483.59
<b>Summary of High Grown</b>	<b>1409.29</b>
Uva Medium Grown	1158.18
Western Medium Grown	1154.84
<b>Summary of Medium Grown</b>	<b>1155.75</b>
<b>Summary of Low Grown</b>	<b>1472.77</b>
<b>TOTAL SALE AVERAGE</b>	<b>1417.04</b>



# ALL BROKERS PRIVATE SALE FIGURES (FOR THE PERIOD – 06<sup>TH</sup> TO 11<sup>TH</sup> FEBRUARY 2023)

	WEEKLY	TODATE
High & Medium	38,161.25	330,888.35
Low	7,839.00	42,756.00
Green Tea	50,699.00	192,540.00
Organic Tea	9,183.00	45,129.00
BMF	626.00	271,601.00
Direct Sales	-	-
Forward Contract	55,000.00	380,088.00





- **Crop and Weather**
- **Crop Figures**
- **Export Figures**
- **Tea News**
- **Circular**
- **Notice**

## CROP AND WEATHER - FOR THE PERIOD OF – 06<sup>TH</sup> TO 12<sup>TH</sup> FEBRUARY 2023



### **Western**

Bright mornings with dull evenings were reported in Agarapatana whilst, bright weather conditions were experienced throughout the day in Dickoya and Bogowantalawa.



### **Nuwara Eliya**

Sunny weather was reported throughout the day in Nuwara Eliya and Kandapola districts.



### **Uva**

Bright weather conditions were recorded throughout the week in Badulla, Haputale and Lunugala.



### **Low Grown**

Bright weather with occasional evening showers were recorded in Rathnapura and Deniyaya districts whilst, Bright weather conditions were experienced throughout the day in the Galle district.



### **Crop**

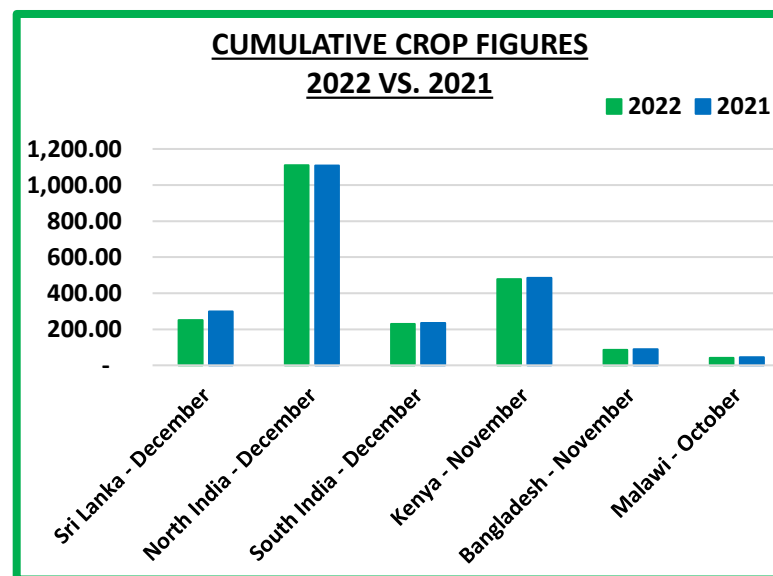
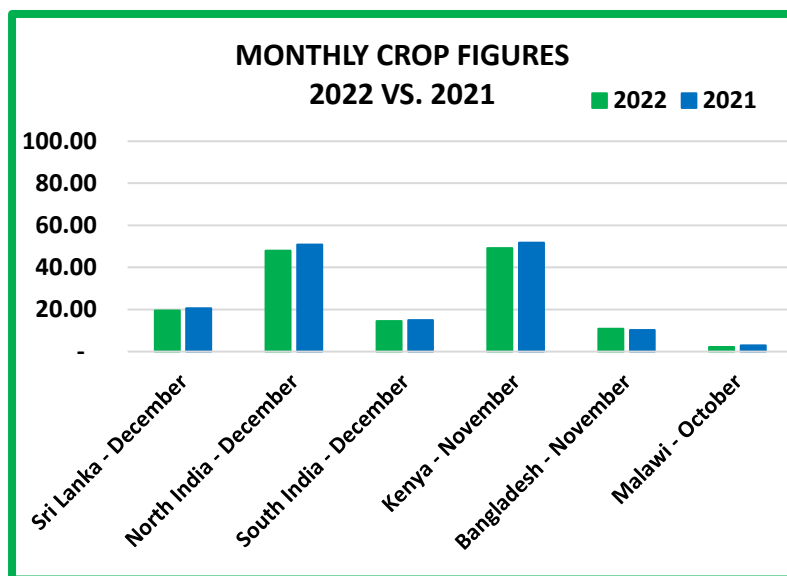
Crop intakes are low.



# CROP FIGURES OF MAJOR PRODUCING & EXPORTING COUNTRIES

Country	Month	2022	2021	Cumulative + Inc. / Dec.	Cumulative	2022	2021	Cumulative + Inc. / Dec.
Sri Lanka	December	19.50	20.52	- 1.02	Upto December	251.49	299.48	- 47.99
North India	December	47.95(E)	50.84	- 2.89	Upto December	1110.37(E)	1108.04	+ 2.33
South India	December	14.47(E)	15.01	- 0.54	Upto December	230.12(E)	235.02	- 4.90
Kenya	November	49.22	50.71	- 1.49	Upto November	477.99	485.30	- 7.31
Bangladesh	November	10.84	10.24	+ 0.60	Upto November	86.05	89.57	- 3.52
Malawi	October	2.11	2.93	- 0.82	Upto October	41.44	45.39	- 3.95

(E) - Estimated





# SRI LANKA TEA EXPORTS



DESCRIPTION	QTY (KG)	VALUE (RS)	APPROX.AV.UNIT FOB VALUE PER KG.RS/CTS
<b>JANUARY 2023</b>			
Instant Tea	238,409.40	855,819,664.00	3,589.71
Tea in Packets	7,751,997.55	15,298,026,892.00	1,973.43
Green Tea	313,505.77	1,281,358,926.00	4,087.19
Tea in Bags	1,646,017.80	5,184,108,433.00	3,149.49
Tea in Bulk	7,606,128.23	13,464,313,268.00	1,770.19
<b>Total</b>	<b>17,556,058.75</b>	<b>36,083,627,183.00</b>	<b>2,055.34</b>
<b>JANUARY 2022</b>			
Instant Tea	181,530.94	284,756,030.00	1,568.64
Tea in Packets	8,918,347.00	7,772,552,634.00	871.52
Green Tea	335,381.98	875,336,324.00	2,609.97
Tea in Bags	1,625,597.13	2,782,013,509.00	1,711.38
Tea in Bulk	8,321,133.85	6,664,207,391.00	800.88
<b>Total</b>	<b>19,381,990.90</b>	<b>18,378,865,888.00</b>	<b>948.24</b>





# MAJOR IMPORTERS OF SRI LANKA TEA

## JANUARY 2023

COUNTRY	BULK TEA	PACKETED TEA	TEA BAG	INSTANT TEA	GREEN TEA	TOTAL 2023	TOTAL 2022
TURKEY	324,571.00	1,983,589.50	35,254.64	-	1,967.21	2,345,382.35	524,183.24
IRAQ	290,135.00	1,814,683.50	24,387.60	-	1,080.00	2,130,286.10	3,801,039.60
RUSSIA	1,543,731.00	309,791.44	128,441.23	2,284.50	51,197.26	2,035,445.43	2,556,563.42
U.A.E.	1,345,704.08	464,281.25	21,010.49	70.35	35,832.76	1,866,898.93	2,030,619.49
AZERBAIJAIN	883,171.00	14,980.00	180.00	-	972.00	899,303.00	938,121.00
SAUDI ARABIA	164,760.00	266,015.87	213,727.26	2,424.53	33,588.08	680,515.74	544,866.27
IRAN	392,210.00	221,568.00	360.00	-	-	614,138.00	986,910.25
CHINA	445,213.00	89,345.00	12,592.90	14,400.00	712.50	562,263.40	738,618.00
LIBYA	-	531,150.00	-	-	-	531,150.00	1,128,020.00
JORDAN	-	261,720.00	174,649.40	-	-	436,369.40	346,867.80



# TEA NEWS AROUND THE GLOBE

## MOMBASA MARKET

SALE NO. 07 – SALE OF 13<sup>TH</sup>, 14<sup>TH</sup> & 15<sup>TH</sup> FEBRUARY 2023

Fair demand for the 236,840 packages (15,917,662.00 kilos) in the market at irregular levels following quality; 32.19% remained unsold.

### OFFERINGS

Leaf Grades	-	127,840 packages (8,377,316.00 kilos) – 30.69% unsold.
Dust Grades	-	84,080 packages (6,257,496.00 kilos) – 40.29% unsold.
Secondary Grades	-	24,920 packages (2,090,243.00 kilos) – 12.52% unsold.

### MARKETS

**Egyptian Packers, Afghanistan and Iran** showed strong support with **Sudan, UK, Yemen** and **other Middle Eastern countries** maintaining useful interest. **Pakistan Packers, Bazaar, Russia, Kazakhstan** and **other CIS states** showed reduced activity while **Local Packers** were active in line with price. **Somalia** maintained interest at the lower end of the market.

### LEAF GRADES (M2)

#### BP1:

**Best** – Met irregular enquiry and varied between firm to USC22 dearer to easier by up to USC30 and select teas shed up to USC61.

**Brighter** – Were mostly firm to USC24 above last prices but some lines lost up to USC10.

**Mediums** – KTDA mediums were irregular ranging between steady to USC12 dearer to USC18 below previous levels while plantation mediums varied between firm to USC12 dearer to easier by up to USC6.

**Lower Mediums** – Were irregular and ranged between USC18 dearer with selected teas gaining USC50 to easier by USC25 with select lines shedding up to USC52.

**Plainer** – Saw irregular activity at firm to USC9 above last rates with selected invoices advancing by up to USC24 to easier by up to USC10.

#### PF1:

**Best** – Irregular varying between firm to dearer by USC12 to easier by USC9.

**Brighter** – Ranged between USC13 dearer to easier by up to USC10.

**Mediums** – KTDA mediums varied between steady to USC7 above last levels to USC4 below last prices with plantation mediums between USC12 dearer to easier by up to USC6.

**Lower Mediums** – Ranged between USC24 dearer to easier by USC25.

**Plainer** – Were irregular varying between firm to USC20 above last levels to USC18 below previous rates.

### DUST GRADES (M1)

#### PD

**Best** – Ranged between steady to USC15 dearer to easier by up to USC6.

**Brighter** – Were mostly firm at reserve price levels with only a few lines irregular varying between USC2 dearer to easier by up to USC8.

**Mediums** – KTDA mediums were steady at last rates with plantation mediums well competed for advancing by up to USC24.

**Lower Medium** – Saw improved interest and were irregularly dearer by up to USC30.

**Plainer** – Were irregular and ranged between firm to USC43 dearer to USC13 below previous levels.



# TEA NEWS AROUND THE GLOBE



## MOMBASA MARKET – Continued ;

### DUST1:

**Best** – Advanced by up to USC20.

**Brighter** – Were firm at previous prices.

**Mediums** – Most KTDA mediums held value while some lines were neglected but a few selected invoices advanced by up to USC14 with plantation mediums appreciating by up to USC34.

**Lower Medium** – Irregular ranging between firm to USC15 dearer to easier by up to USC16.

**Plainer** – Varied between USC22 dearer to USC12 below last rates.

### SECONDARY GRADES (S1)

In the Secondary Catalogues, **BP**s were firm to dearer while best **PF**s gained with others steady. Clean well sorted colourful **Fannings** were irregular while **similar DUST**s appreciated.

**Other Fannings** were steady with **DUST**s dearer. **BMF**s were readily absorbed.

QUOTATIONS	BROKENS	FANNINGS
Best	255 – 480	262 – 317
Good	255 – 298	262 – 284
Good Medium	255 – 291	262 – 274
Medium (KTDA)	250 – 271	244 – 267
Medium (Plantations)	150 – 246	153 – 242
Lower Medium	116 – 224	130 – 215
Plainer	100 – 140	095 – 162

AUCTION	KENYA 2022 \$	KENYA 2023 \$	TOTAL 2022 \$	TOTAL 2023 \$
04	2.76	2.22	2.56	2.05
05	2.80	2.21	2.62	2.03
06	2.74	2.26	2.58	2.10

SOURCE : AFRICA TEA BROKERS LTD.



# TEA NEWS AROUND THE GLOBE



## CHITTAGONG MARKET

SALE NO.41 – 13<sup>TH</sup> FEBRUARY 2023

**CTC LEAF:** 44,283 packages of Current Season teas on offer once again met with much less demand with heavy withdrawals.

**BROKEN:** A few clean Broken on offer met with quite a strong demand and sold at around last levels. All others met with less demand and prices declined quite substantially. Withdrawals were heavier particularly in the plain and poor categories. BLF teas continued to meet with a fairly good demand at around last levels.

**FANNINGS:** A select few clean Fannings on offer again met with a strong demand and were mostly firm. All other varieties met with less demand and prices declined quite sharply following quality. Withdrawals were again quite heavy particularly for the plain and poor varieties. BLF teas met with a fairly good demand at around last levels.

**CTC DUST:** 9,829 packages of Current Season teas on offer met with a fair demand with some withdrawals. Good liquoring Dusts met with good demand. Mediums met with fair demand and had some withdrawals. Plain and BLF Dusts were again an easier market with some withdrawals. Blenders were fairly active with some interest from the Loose tea buyers.

**COMMENTS:** Offerings again comprised of mostly end of season varieties. Blenders were less active this week whilst Loose tea buyers showed little more interest for the cheaper varieties. Withdrawals were more this week with a further decline in prices. Dusts were an easier market with some withdrawals.

**Our catalogue: (Sale 41) Avg: Tk 183.36 Sold 51.6 % & (Sale 40) Avg: Tk 198.39, sold 55.3%.**

### Quotations – This Week – (In Taka)

Broken	This Week	Last Week	Fannings	This week	Last Week	Dust	This week	Last Week
Large	180-200 nom	200-210 nom	Best	225-250 nom	230-250 nom	PD	140-255	183-278
Medium	180-200	195-210	Good	200-215	210-220	RD	111-290	90-278
Small	185-210	195-215	Medium	160-180	170-190	D	100-305	100-295
Plain	100-130	120-140	Plain	100-130	130-140	CD	143-290	116-300
BLF	120-145	120-140	BLF	120-145	125-150	BLF	111-190	125-200

Exchange Rates 14<sup>th</sup> February 2023 Sterling Pound: Tk. 123.6861, dollar: Tk. 103.0000

SOURCE : NATIONAL BROKERS LTD





# TEA NEWS AROUND THE GLOBE



## SILIGURI MARKET

SALE NO. 06 – SALE OF 09<sup>TH</sup> FEBRUARY 2023

1. **MARKET DESCRIPTION :**
  - GOOD DEMAND AT IRREGULAR RATES FOR THE NOMINAL WEIGHT ON OFFER - MAJORITY REPRINTS.
  - DUSTS MET WITH STRONG DEMAND AT DEARER LEVELS.
  - ALL SECTIONS OPERATED.
  - THE TODATE AVERAGE AT RS. 176.81/- IS NOW BELOW THAT OF LAST SEASON AT RS.177.16/-.

### 2. TOTAL AUCTION WEIGHTED AVERAGE ( ₹ )

	2022-23			2021-22			UPTO SALE - 6		
	SALE - 6	SALE - 5	+/-	SALE - 6	SALE - 5	+/-	2022-23	2021-22	2020-21
CTC	132.24	131.83	0.41	DROPPE D	129.62	-129.62	176.92	178.36	201.89
DUST	141.19	139.05	2.14	DROPPE D	131.62	-131.62	175.92	167.76	195.86
TOTAL	132.89	132.78	0.11	DROPPE D	129.89	-129.89	176.81	177.16	201.16

SOURCE: PARCON INDIA PVT LTD

## GUWAHATI MARKET

SALE NO. 06 – SALE OF 09<sup>TH</sup> FEBRUARY 2023

1. **MARKET DESCRIPTION :**
  - GOOD DEMAND.
  - LEVELS WERE GENERALLY EASIER IN LINE WITH QUALITY. FANNINGS WERE WELL COMPETED FOR AND AT TIMES APPRECIATED IN VALUE. CLEANER, BLACKER REPRINTS CONTINUED TO BE WELL RECEIVED.
  - MAJOR BLENDERS OPERATED SELECTIVELY WITH ACTIVE PARTICIPATION FROM INTERNAL BUYERS.
  - WESTERN INDIA BUYERS OPERATED ON SELECT QUALITY LINES.
  - EXPORTERS SHOWED INTEREST ON BOLDER BROKENS.

### 2. TOTAL AUCTION WEIGHTED AVERAGE ( ₹ )

	2022-23			2021-22			UPTO SALE - 6		
	SALE - 6	SALE - 5	+/-	SALE - 6	SALE - 5	+/-	2022-23	2021-22	2020-21
CTC	139.45	139.89	-0.44	142.17	148.24	-6.07	189.98	183.75	217.10
DUST	144.90	146.95	-2.05	138.44	143.04	-4.59	193.44	179.22	226.62
TOTAL	140.78	141.68	-0.89	140.76	146.45	-5.69	190.93	182.42	220.15

SOURCE: PARCON INDIA PVT LTD





# TEA NEWS AROUND THE GLOBE

## KOLKATA CTC / ORTHODOX MARKET

SALE NO. 06 – SALE OF 08<sup>TH</sup> / 09<sup>TH</sup> FEBRUARY 2023

### 1. MARKET DESCRIPTION :

- DEMAND: GOOD.
- ASSAMS AND CACHARS WERE IRREGULAR AROUND LAST. EARLIER/ REPRINTED INVOICES MET WITH BETTER ENQUIRY.
- GOOD AND BETTER MEDIUM DOOARS WERE BARELY STEADY, PLAINER SORTS MOVED WELL WITH COMPETITION.
- DUST FOLLOWED A SIMILAR TREND.
- EXPORTERS AND INTERNAL TRADERS WERE MAINSTAY WITH SOME SUPPORT FROM MAJOR BLENDERS AND WI.

	2022-23			2021-22			UPTO SALE - 6		
	SALE - 6	SALE - 5	+/-	SALE - 6	SALE - 5	+/-	2022-23	2021-22	2020-21
CTC	152.69	152.88	-0.18	DROPPED	152.17	-152.17	209.56	203.95	226.60
DUST	152.07	145.76	6.31	DROPPED	141.41	-141.41	228.58	207.45	235.35
TOTAL	152.60	150.88	1.71	DROPPED	148.65	-148.65	214.93	204.94	229.19

### 1. MARKET DESCRIPTION :

- GOOD DEMAND WHICH SLACKENED TOWARDS CLOSE. (1DAY SALE)
- THE FEW WELL MADE EARLIER INVOICES MAINTAINED LEVELS AND WERE READILY ABSORBED.
- THE REMAINDER WERE IRREGULAR FOLLOWING QUALITY.
- PERCENTAGE OF TEAS SELLING BELOW RS. 100 SAW AN INCREASE OF 9% COMPARED TO THE PREVIOUS WEEK.
- EXPORTERS TO THE MIDDLE EAST AND CIS OPERATED.

### 2. TOTAL AUCTION WEIGHTED AVERAGE ( ₹ )

	WHOLE LEAF		BROKENS		FANNINGS
	1ST LINE	2ND LINE	LARGER	SMALLER	LEAFY
GOOD AND ABOVE	235-270+(N)	230-260+	240-255+(N)	220-230+(N)	160-180+(N)
BETTER MEDIUM	180-230	175-220	180-220	180-215	120-160
LOWER MEDIUM	NQ	150-170	150-180	150-180	80-110

SOURCE: PARCON INDIA PVT LTD



# UPCOMING AUCTION DETAILS

Auction No.	09		08	
Dates	28 <sup>TH</sup> Feb. / 01 <sup>ST</sup> March 2023		21 <sup>ST</sup> / 22 <sup>ND</sup> February 2023	
	No. of Lots	Qty – kg	No. of Lots	Qty – kg
Ex-Estate	643	656,721	707	739,541
Main Sale Total	8,541	3,793,745	9,306	4,260,263
High & Medium	1,166	479,827	1,233	523,284
Low Grown – Leafy	1,678	594,737	1,739	627,392
Low Grown – Semi Leafy	1,475	614,928	1,516	659,185
Low Grown Tippy	1,792	861,044	2,047	1,028,044
Premium / Flowery	358	54,162	407	65,401
Off Grades	1,674	827,091	1,899	928,825
Dust	398	361,956	465	428,132
Grand Total	9,184	4,450,466	10,013	4,999,804
Reprints	619	294,508	999	467,560
<b>Total No. of Lots on Offer</b>	<b>9,184</b>		<b>10,013</b>	
<b>Total Quantity on Offer (kg)</b>	<b>4,450,466</b>		<b>4,999,804</b>	



## SCHEDULED CLOSING DATES

Auction No.	Date of Sale	Ex-Estate	Main Sale
10	07 <sup>th</sup> / 08 <sup>th</sup> March 2023	16/02/2023	16/02/2023
11	14 <sup>th</sup> / 15 <sup>th</sup> March 2023	23/02/2023	23/02/2023
12	21 <sup>st</sup> / 22 <sup>nd</sup> March 2023	02/03/2023	02/03/2023

## PROMPT DATES

Auction No.	Buyers	Sellers
08	28/02/2023	01/03/2023
09	07/03/2023	08/03/2023
10	14/03/2023	15/03/2023



## ORDER OF SALE (SALE NO. 08 – 21<sup>ST</sup> / 22<sup>ND</sup> FEBRUARY 2023)

Main Sale Order – 1 (Leafy / Semi Leafy / Tippy / Premium / 1A)	Main Sale Order – 2 (H & M / Off Grade / Dust)	Ex-Estate
FORBES & WALKER TEA BROKERS (PVT) LTD	CEYLON TEA BROKERS PLC	EASTERN BROKERS. LTD.
CEYLON TEA BROKERS PLC	<b>JOHN KEELLS PLC</b>	CEYLON TEA BROKERS PLC
ASIA SIYAKA COMMODITIES PLC.	EASTERN BROKERS. LTD.	LANKA COMMODITY BROKERS LTD
<b>JOHN KEELLS PLC</b>	FORBES & WALKER TEA BROKERS (PVT) LTD	<b>JOHN KEELLS PLC</b>
EASTERN BROKERS. LTD.	MERCANTILE PRODUCE BROKERS (PVT) LTD	MERCANTILE PRODUCE BROKERS (PVT) LTD
LANKA COMMODITY BROKERS LTD	LANKA COMMODITY BROKERS LTD	ASIA SIYAKA COMMODITIES PLC.
MERCANTILE PRODUCE BROKERS (PVT) LTD	ASIA SIYAKA COMMODITIES PLC.	BARTLEET PRODUCE MARKETING (PVT) LTD
BARTLEET PRODUCE MARKETING (PVT) LTD	BARTLEET PRODUCE MARKETING (PVT) LTD	FORBES & WALKER TEA BROKERS (PVT) LTD

[ DB : HR / SG ]





## COLOMBO TEA TRADERS' ASSOCIATION

THE OFFICE OF THE CTTA, No. 50, NAVAM MAWATHA, COLOMBO 02.  
Telephone: 011 5588848, 5588849; E-mail ; [hemaratne@ctta.lk](mailto:hemaratne@ctta.lk) / [nisansala@ctta.lk](mailto:nisansala@ctta.lk)

CIRCULAR NO.05 OF 2023 (Amended for clarity)

FEBRUARY 10, 2023

### SETTLEMENT OF QUALITY CLAIMS - COMPENSATION / INTEREST

At the CTTA Committee meeting held on 02nd February 2023, the following was decided on the settlement of quality claims.

- I. Quality claims must be submitted within 28 calendar days from the date of auction or sale to be eligible for conditions described in sections IV and V.
- II. Sellers must either agree or disagree with a buyer's quality claim within 14 days of submission.
- III. If a seller accepts a quality claim, they must settle it within 7 days.
- IV. If a claim is not settled within 7 days of being accepted, interest will be charged from the 22nd day onward.
- V. The interest rate will be based on the published rate from the Central Bank of Sri Lanka, plus 1%.

These directives are effective as of February 1, 2023.

OFFICE OF THE CTTA  
THE COLOMBO TEA TRADERS' ASSOCIATION



## NOTICE



**We congratulate all the winners of the  
“2<sup>nd</sup> World Black Tea Quality Evaluation  
Competition 2022”  
which was held in Fu’an City,  
Fujian Province,  
China.**



## NOTICE – Continued;



MARK	GRADE	AWARD
Telbedde	OP1	Gold
Telbedde	FBOP	Award of Excellence
Telbedde	BOPSP	Grand Gold
Telbedde	FF1	Silver
Telbedde	BOP1	Award of Excellence
Somerset	FBOP	Award of Excellence
Cooroondoowatte	PEKOE1	Award of Excellence
Craighead	OP1	Grand Gold
Craighead	PEKOE1	Gold
Craighead	FBOP	Award of Excellence
Pedro	OP1	Award of Excellence
Pedro	PEKOE	Silver
Pedro	FBOP	Award of Excellence
Pedro	BOP	Award of Excellence
Pothotuwa	OP1	Gold
Pothotuwa	FBOPFSp	Grand Gold
Pothotuwa	FBOPFSp1	Award of Excellence
Pothotuwa	PEKOE1	Silver
Pothotuwa	FBOP	Grand Gold
Lumbini	PEKOE	Award of Excellence
Gunawardena	OP1	Silver
Dampahala	FBOPFSp	Gold
Ceyenta	FBOP	Award of Excellence
New Vithanakande	OP1	Award of Excellence
New Vithanakande	FBOPFSp	Award of Excellence
New Vithanakande	FBOP	Award of Excellence
Falcon Lanka	FBOPFSp	Award of Excellence
Sithaka	OP1	Award of Excellence
Craighead	Kinihira Curl	Gold
High Forest	Mountain Whisper	Silver
Dessford	Abbotsford Special Tea	Award of Excellence
Somerset	Sunny Blooms	Grand Gold
Mattakele Estate	Golden Curls	Award of Excellence
Pothotuwa	Sinamon Sticks	Award of Excellence
Aigburth	Treasure	Award of Excellence





“

Life is short, Break the Rules. Forgive quickly, Kiss slowly.  
Love truly. Laugh uncontrollably And never regret  
ANYTHING That makes you smile.

– *Mark Twain*

”