



# TEA MARKET REPORT

## JOHN KEELLS PLC

**SALE NO.07 – 18<sup>TH</sup> / 19<sup>TH</sup> FEBRUARY 2025**



# ORDER OF SALE (SALE NO. 07 – 18<sup>TH</sup> / 19<sup>TH</sup> FEBRUARY 2025)

Main Sale Order – 1 (Leafy / Semi Leafy / Tippy / Premium / 1A)	Main Sale Order – 2 (H & M / Off Grade / Dust)	Ex-Estate
FORBES & WALKER TEA BROKERS (PVT) LTD	BARTLEET PRODUCE MARKETING (PVT) LTD	LANKA COMMODITY BROKERS LTD
CEYLON TEA BROKERS PLC	CEYLON TEA BROKERS PLC	<b>JOHN KEELLS PLC</b>
ASIA SIYAKA COMMODITIES PLC.	<b>JOHN KEELLS PLC</b>	MERCANTILE PRODUCE BROKERS (PVT) LTD
<b>JOHN KEELLS PLC</b>	EASTERN BROKERS. LTD.	ASIA SIYAKA COMMODITIES PLC.
EASTERN BROKERS. LTD.	FORBES & WALKER TEA BROKERS (PVT) LTD	BARTLEET PRODUCE MARKETING (PVT) LTD
LANKA COMMODITY BROKERS LTD	MERCANTILE PRODUCE BROKERS (PVT) LTD	FORBES & WALKER TEA BROKERS (PVT) LTD
MERCANTILE PRODUCE BROKERS (PVT) LTD	LANKA COMMODITY BROKERS LTD	EASTERN BROKERS. LTD.
BARTLEET PRODUCE MARKETING (PVT) LTD	ASIA SIYAKA COMMODITIES PLC.	CEYLON TEA BROKERS PLC



## AUCTION DETAILS

Auction No.	07	
Dates	18 <sup>th</sup> / 19 <sup>th</sup> February 2025	
	No. of Lots	Qty – kg
Ex Estate	895	905,175
Main Sale Total	10,679	4,958,084
High & Medium	1,477	647,600
Low Grown - Leafy	2,023	773,284
Low Grown - Semi Leafy	1,688	721,268
Low Grown Tippy	2,199	1,080,240
Premium / Flowery	489	76,073
Off Grades	2,174	1,085,081
Dust	629	574,538
Grand Total	11,574	5,863,259
Reprints	983	494,039
<b>Total No. of Lots Offered</b>	<b>11,574</b>	
<b>Total Quantity Offered (kg)</b>	<b>5,863,259</b>	

## PROMPT DATES

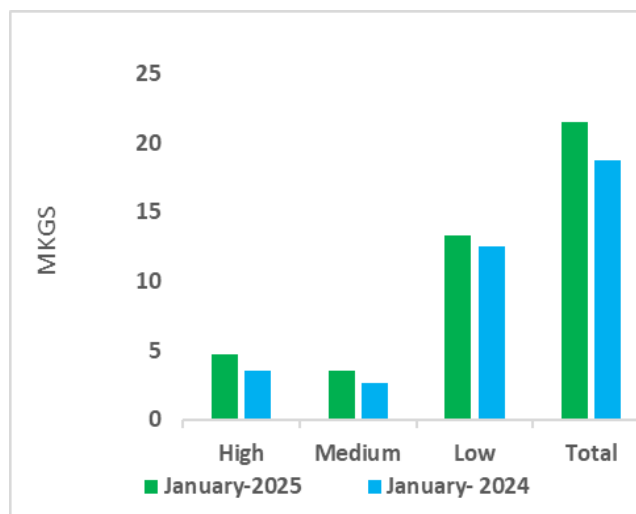
Auction No.	Buyers	Sellers
07	25/02/2025	27/02/2025

# COMMENTS



Sri Lanka harvested a crop of 21.4Mkg during the month of January 2025, which is an increase of 15% when compared to the crop harvested in January 2024. The main contributor for the 21.4Mkg was from the Low Grown planting districts with 62%, followed by High Grown at 21.8% and the Medium Grown at 16.2%. When compared with the crop in January 2024, positive variances were recorded in the Medium Grown at 34 %, High Grown at 32% and the Low Grown at 6%.

Tea Production January 2025				
Black Tea Production According To Elevations				
Elevation	January (Kg)		Change	% Change
	2025	2024		
High	4,686,499	3,561,131	1,125,368	32%
Medium	3,478,404	2,600,912	877,492	34%
Low	13,298,111	12,567,414	730,697	6%
Total	21,463,013	18,729,458	2,733,555	15%





## COMMENTS – Continued;

Sri Lanka Tea Exports for the month of January 2025 was recorded at 19.3Mkg which is an increase of 3.2% when compared with January 2024 which was at 18.7Mkg. The average unit FOB value per kg for January 2025 was recorded at Rs.1,722.78, which is a decline of Rs.26.14 below the average unit value per kg of January 2024, which was at Rs.1,748.92. As a result, the value of Tea Exports for the month of January 2025 recorded a positive variance of Rs.561million compared to the previous year. Iraq emerged as the leading importer of Sri Lanka Tea and other major importers were Russia, Libya , U.A. E and Turkey.

0.90Mkg of Ex-Estate teas on offer met with irregular demand. Select Best Western High Grown BOPs appreciated substantially following quality and special inquiry, the below best types too gained selectively, however the poorer sorts mostly remained unsold. Select Best Western High Grown BOPFs gained following quality and special inquiry, the Below best types were firm to dearer, however some of the plainer varieties remained unsold due to a lack of suitable bids. Nuwara Eliya BOP / BOPFs gained from last week's levels. Uda Pussellawa BOPs were easier with most invoices remaining unsold, the BOPFs were tending irregularly lower, with a fair volume remaining unsold due to a lack of suitable bids. Uva BOPs were firm to easier, the BOPFs too followed a similar trend. Low Grown CTC BP1s were easier, the High and Medium sorts were irregular. Low Grown CTC PF1s were firm to marginally easier, the High and Medium sorts were firm to irregularly dearer.

The 2.6Mkg of Low Grown teas on offer met with fair demand. In the Leafy segment, Well-made OP / OPAs were firm to easier, others met with good demand. Select best OP1s were lower, others gained irregularly . BOP1s met with fair demand. PEKOE1s were firm. PEKOE1s were firm to easier. In the Small Leaf segment, select best FBOPs were firm on last levels, whilst the others met with lower demand. FBOPF1s experienced better demand. The BOPF.SP, BOPF, BOP.SP and BOPs were lower to last. FBOPF varieties declined sharply. Premium Flowery teas were lower to last.

Turkey, Russia and the C.I.S countries lent fair support. Libya and Iraq were active.





## MARKET DESCRIPTION

### Western Teas

Select best Western High Grown BOPs were dearer by Rs.50/- to Rs.100/- and more following quality and special inquiry, the below best types too were tending dearer, however the poorer sorts mostly remained unsold. Select best Western High Grown BOPFs gained Rs.50/- to Rs.100/- and more following quality and special inquiry, the below best and plainer varieties too were dearer to a lesser extent, however some of the plainer varieties remained unsold. Medium BOPs were easier by Rs.20/- to Rs.40/-, the BOPFs too followed a similar trend.

### Nuwara Eliya Teas

BOP / BOPFs gained from last week's levels.

### Uva Teas

Uva BOPs were firm to easier by Rs.20/- to Rs.40/-, the BOPFs followed a similar trend. Uda Pussellawa BOPs were tending easier by Rs.50/-, the BOPFs too followed a similar trend with some invoices remaining unsold.

### CTC Teas

Low Grown CTC BP1s mostly remained unsold, the High and Medium sorts were irregular. Low Grown CTC PF1s were firm to Rs.20/- to Rs.40/- easier, the High and Medium sorts were firm to irregularly dearer.

## QUOTATIONS

	BOP – RS.	BOPF – RS.
Good Westerns	1360 – 1650	1380 – 1750
Average Westerns	1140 – 1340	1100 – 1360
Plainer Westerns	900 – 1100	860 – 1080
Western Mediums	750 – 1420	740 – 1160
Uva Teas	980 – 1300	960 – 1140
Nuwara Eliya Teas	1320 – 1380	1280 – 1420
Uda Pussellawa Teas	900 – 1180	940 – 1140
CTC (BP1 and PF1)	760 – 1160	760 – 1460





# MARKET DESCRIPTION

## Low Grown

Select best OP1s showed a decline in demand, best types were lower to last, bolder invoices along with the clean secondaries however met with fair demand. Select best OPs were lower, others however maintained last levels. Select best OPAs were lower to last, best types were irregular, below best types along with the secondaries met with fair demand. Select best BOP1s were easier, best and below best types were firm, bold mixed types were lower to last. Well-made Pekoes were firm, best types along with the bolder types were firm to marginally lower, poorer sorts met with irregular demand. Shotty Pekoe1s along with the best types were firm, below best and poorer sorts were irregular.

Well-made BOPs were dearer and the poorer varieties were firm. BOP.SP.s and BOPF.SP.s were firm on last. BOPFs in general were firm. Select best and best FBOPF1s were dearer whilst the rest were firm. Select best FBOPs were easier whilst the balance were firm, bolder types were irregularly lower. All FBOPF varieties were lower to last. Premium Flowery teas were irregularly lower.

## Off Grades

Select best and best Fgs1s were firm on last levels, below best and poorer sorts were lower by Rs.20/- to Rs.40/-. Select best BM.s maintained on last levels whilst best types appreciated by Rs.10/- to Rs.20/-, below best and poorer sorts were dearer by Rs.20/- to Rs.30/-. Select best and best BP.s were lower by Rs.40/- to Rs.60/-, below best and poorer varieties were firm on last levels. Select best and best type BOP1As were lower by Rs.20/- to Rs.40/-, below best types maintained on last levels, whilst poorer types were dearer by Rs.10/- to Rs.20/-.

## Dust

Select best and best Dust1s were dearer by Rs.20/- to Rs.50/-, below best and poorer types were dearer by Rs.40/- and more. High and Medium CTCs were dearer by Rs.20/- to Rs.40/-. Low Grown CTCs showed an irregular demand. Select best and best Low Grown Dust / Dust1s declined by Rs.50/-, below best and poorer types were firm.



# QUOTATIONS

	Select Best	Best	Below Best	Others
<b>LIQUORING</b>				
DUST-1	1260.00 - 1800.00	1180.00 - 1250.00	1000.00 - 1170.00	720.00 - 990.00
<b>OFF GRADES</b>				
FGS1	1040.00 - 1220.00	900.00 - 1030.00	800.00 - 890.00	600.00 - 790.00
FGS	830.00 - 900.00	790.00 - 820.00	750.00 - 780.00	700.00 - 740.00
<b>LOW GROWNS</b>				
FBOPF / FFSP / FFEXSP	3500.00 - 4000.00	3000.00 - 3300.00	2000.00 - 2500.00	1000.00 - 1100.00
BOP	1500.00 - 1700.00	1350.00 - 1450.00	1200.00 - 1300.00	900.00 - 1000.00
BOPSP	1400.00 - 1600.00	1250.00 - 1350.00	1000.00 - 1100.00	850.00 - 900.00
BOPF	1400.00 - 1600.00	900.00 - 1000.00	850.00 - 900.00	800.00 - 850.00
FBOPF1	1400.00 - 1550.00	1300.00 - 1400.00	1200.00 - 1250.00	950.00 - 1000.00
FBOP	2100.00 - 2300.00	1500.00 - 1550.00	1300.00 - 1350.00	950.00 - 1000.00
BOP1	2250.00 - 3150.00	1900.00 - 2200.00	1340.00 - 1600.00	850.00 - 1320.00
OP1	2900.00 - 3450.00	2500.00 - 2850.00	1600.00 - 2350.00	900.00 - 1550.00
OP	1500.00 - 1800.00	1400.00 - 1480.00	1340.00 - 1380.00	900.00 - 1320.00
OPA	1480.00 - 1700.00	1380.00 - 1460.00	1280.00 - 1360.00	900.00 - 1260.00
PEKOE	1480.00 - 2250.00	1300.00 - 1460.00	1180.00 - 1280.00	800.00 - 1160.00
PEKOE1	1600.00 - 2200.00	1340.00 - 1550.00	1220.00 - 1320.00	800.00 - 1200.00
DUST / DUST1	960.00 - 1260.00	810.00 - 950.00	730.00 - 800.00	600.00 - 720.00





# EXCHANGE RATES

The average rates currencies quoted on 19<sup>th</sup> February 2025 at 9.30 a.m. by Commercial Banks in Colombo for Telegraphic Transfers (TT).

CURRENCY	BUY RATE	SELL RATE
USD	292.55	301.16
EURO	303.84	316.38
GBP	367.51	381.48



- **Top Prices**
- **Colombo Auction Averages**
- **All Brokers Private Sale Figures**



# TOP PRICES (SALE NO. 07 – 18<sup>TH</sup> / 19<sup>TH</sup> FEBRUARY 2025)



WESTERN HIGH			
BOP		Robgill	1650.00
BOPSP		Dessford	1500.00
		Bearwell	1500.00
BOPF/BOPFSP		Robgill	1750.00
FBOP/FBOP1	*	<b>New Meddecombra</b>	<b>1550.00</b>
		Bambrakelly	1550.00
FBOPF/FBOPF1		Glenloch	1360.00
BOP1	*	<b>Venture</b>	<b>1650.00</b>
OP/OPA	*	<b>Venture</b>	<b>1300.00</b>
		Bambrakelly	1300.00
OP1	*	<b>Venture</b>	<b>1480.00</b>
PEKOE/PEKOE1		Somerset	1600.00

UVA HIGH			
BOP	*	<b>Pitaratmalie</b>	<b>1300.00</b>
BOPSP		Craig	1240.00
BOPF/BOPFSP	*	<b>Nayabedde</b>	<b>1140.00</b>
	*	<b>Pitaratmalie</b>	<b>1140.00</b>
FBOP/FBOP1	*	<b>Uva Highlands</b>	<b>1550.00</b>
FBOPF/FBOPF1		Gonamotawa	1400.00
BOP1		Craig	1500.00
OP/OPA		Gonamotawa	1300.00
		Ellathota Uva	1300.00
OP1		Craig	1600.00
PEKOE/PEKOE1		Ranaya	1480.00

NUWARA ELIYA			
BOP		Mahagastotte	1380.00
BOPSP		Kenmare	860.00
BOPF/BOPFSP	*	<b>Lovers Leap</b>	<b>1420.00</b>
FBOP/FBOP1		Court Lodge	1120.00
OP/OPA		Court Lodge	1240.00
PEKOE/PEKOE1		Mahagastotte	1340.00

WESTERN MEDIUM			
BOP	*	<b>Nayapane</b>	<b>1420.00</b>
		Greenwood	1420.00
BOPSP		Rilagala	1300.00
BOPF/BOPFSP		Vellai Oya	1160.00
FBOP/FBOP1		Craighead	1850.00
		Harangalla	1850.00
FBOPF/FBOPF1		Harangalla	1650.00
BOP1		Harangalla	1800.00
OP/OPA		Hayes	1360.00
OP1		New Rothschild	1800.00
PEKOE/PEKOE1		Uplands	1700.00

UVA MEDIUM			
BOP		Halpewatta Uva	1300.00
BOPSP		Demodera 'S'	1160.00
BOPF/BOPFSP		Dickwella	1340.00
FBOP/FBOP1		Roseland Uva	1600.00
FBOPF/FBOPF1		Roseland Uva	1300.00
BOP1	*	<b>Demodera 'S'</b>	<b>1750.00</b>
OP/OPA		Hindagala	1380.00
		Dickwella	1380.00
OP1		Dickwella	1700.00
PEKOE/PEKOE1		Dickwella	1550.00

CTC LOW			
PF1	*	<b>Hingalgoda CTC</b>	<b>1460.00</b>
		Kalubowitiyana CTC	1460.00
BP1		Ceciliyan CTC	1160.00
BPS		Ross Feld CTC	790.00
OF		-	

UDA PUSSELLAWA			
BOP		Kirklees	1180.00
BOPSP		Luckyland	1000.00
BOPF/BOPFSP		Mooloya	1140.00
FBOP/FBOP1		Delmar	1300.00
FBOPF/FBOPF1		Alma	1400.00
BOP1		-	
OP/OPA		Alma	1380.00
OP1		Alma	1500.00
PEKOE/PEKOE1		Alma	1550.00

CTC HIGH			
PF1		Dunsinane CTC	1220.00
BP1		-	
BPS		-	
OF		-	

CTC MEDIUM			
PF1	*	<b>New Peacock CTC</b>	<b>1200.00</b>
	*	<b>Strathdon CTC</b>	<b>1200.00</b>
BP1	**	<b>Delta CTC</b>	<b>1040.00</b>
BPS		Aultmore CTC	1080.00
OF		-	



# TOP PRICES (SALE NO. 07 – 18<sup>TH</sup> / 19<sup>TH</sup> FEBRUARY 2025)



LOW			
BOP		Wattahena	2050.00
BOPSP	*	<b>Bogoda Group</b>	<b>1600.00</b>
		Ceciliyan	1600.00
BOPF		Ceciliyan	1850.00
BOPFSP		Rajjuruwatta Super	1700.00
	*	<b>Broadlands Smallholders</b>	<b>1650.00</b>
FBOP		Sithaka	2300.00
FBOP1		Sithaka	2050.00
		Ceciliyan	2000.00
	*	<b>Nelunwatta</b>	<b>1900.00</b>
FBOPF	*	<b>Kiruwanaganga</b>	<b>1700.00</b>
FBOPF1	*	<b>Lumbini</b>	<b>2050.00</b>
BOP1		Pothotuwa	3150.00
OP1		Pothotuwa	3450.00
		New Batuwangala	3250.00
	*	<b>Kiruwanaganga</b>	<b>3200.00</b>
OP		Miriswatte	1800.00
		Dampahala	1650.00
	*	<b>Bogoda Group</b>	<b>1600.00</b>
	*	<b>New Deniyaya</b>	<b>1600.00</b>
OPA		Navinda	1700.00
PEKOE		Lumbini	2250.00
PEKOE1		Lumbini	2200.00
		Galatara	2200.00
		Golden Garden	2200.00

PREMIUM			
FBOPFSP		Ganganee	3600.00
FBOPFEXSP		Rathmalgoda Super	4550.00
FBOPFEXSP1		Rajjuruwatta Super	3950.00

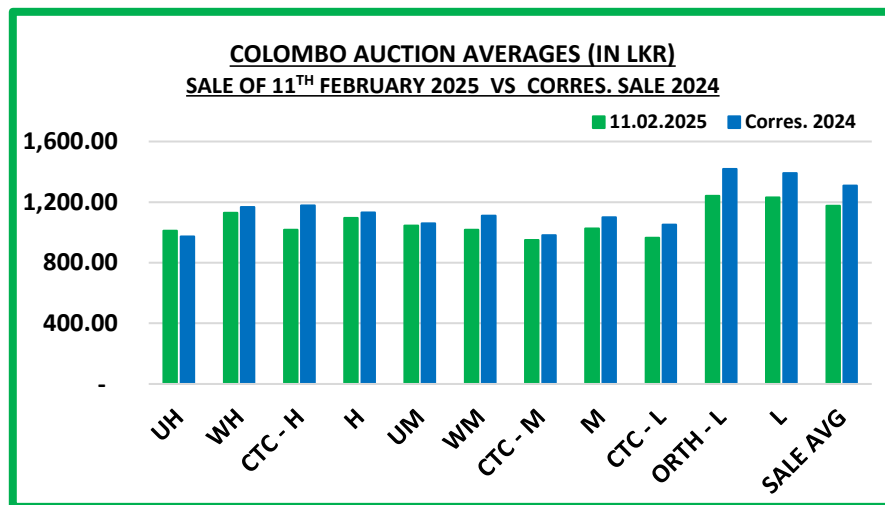
DUST			
DUST1	*	<b>Wattegodde</b>	<b>1800.00</b>
P.DUST		Kalubowitiyana CTC	1400.00

OFF GRADES			
FNGS/FNGS1	*	<b>Wattegodde</b>	<b>1220.00</b>
		Wanarajah	1220.00
PFNGS		Liyonta CTC	1000.00
	*	<b>Mount Vernon CTC</b>	<b>940.00</b>
BM		Uplands	1000.00
		Gunawardena	1000.00
BP		Suwishka	1340.00
BOP1A		Chandrika Estate	1240.00

**\*\* MORE THAN ONE TOP PRICE OBTAINED**  
**\* TEAS SOLD BY JOHN KEELLS PLC**  
**+ ALL TIME RECORD PRICE**  
**++ ALL TIME RECORD PRICE EQUALED**

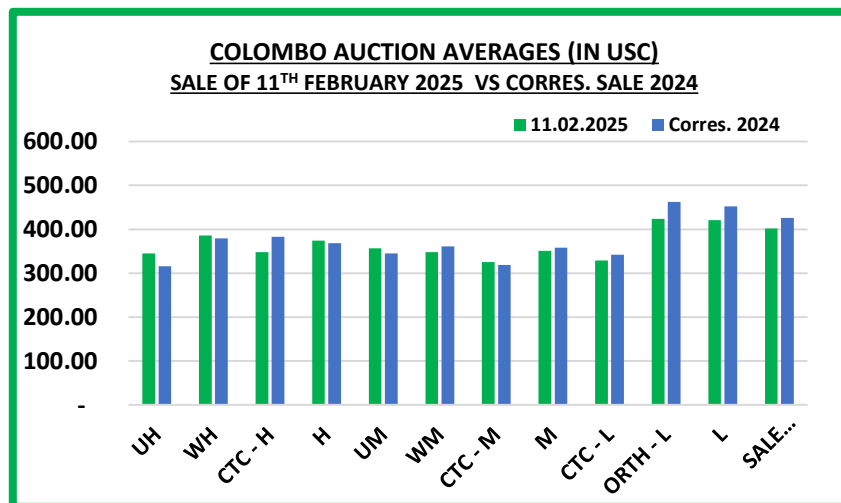


# COLOMBO AUCTION AVERAGES



	Sale of 05/02/2025 In LKR	Sale of 11/02/2025 In LKR	Corres. 2024 In LKR
Uva High Grown	1020.30	1010.60	972.95
Western High Grown	1151.53	1130.47	1166.84
CTC High Grown	1115.08	1018.02	1178.53
<b>Summary of High Grown</b>	<b>1109.90</b>	<b>1095.64</b>	<b>1132.36</b>
Uva Medium Grown	1055.91	1044.99	1060.39
Western Medium Grown	1023.64	1018.52	1111.57
CTC Medium Grown	962.19	951.03	981.37
<b>Summary of Medium Grown</b>	<b>1033.88</b>	<b>1026.38</b>	<b>1099.88</b>
CTC Low Grown	991.63	963.90	1052.31
Orthodox Low Grown	1257.91	1242.16	1419.66
<b>Summary of Low Grown</b>	<b>1248.27</b>	<b>1231.92</b>	<b>1391.50</b>
<b>TOTAL SALE AVERAGE</b>	<b>1190.36</b>	<b>1175.61</b>	<b>1309.17</b>

# COLOMBO AUCTION AVERAGES

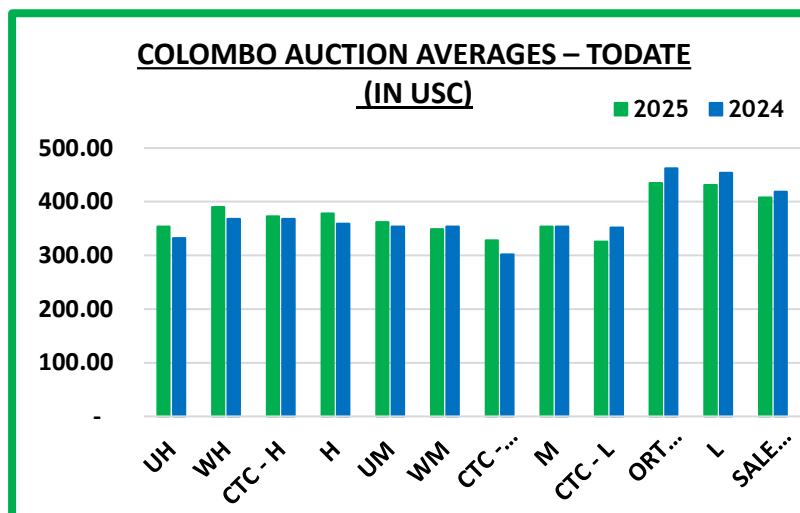
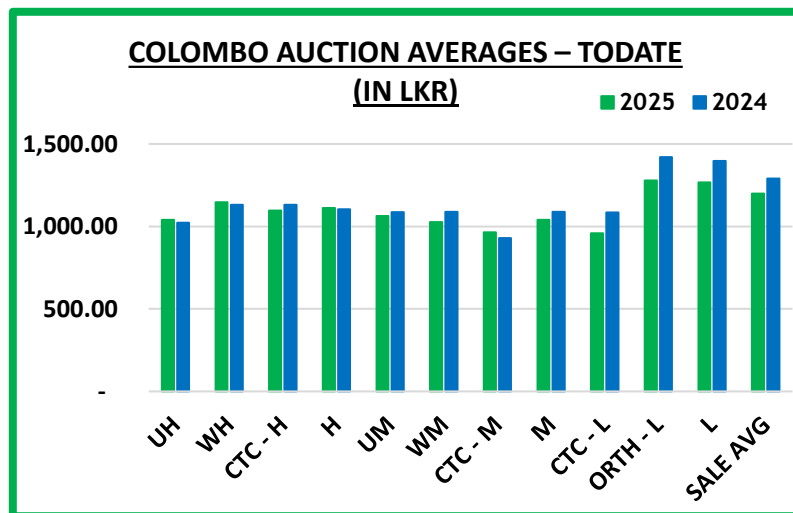


	Sale of 05/02/2025 In USC	Sale of 11/02/2025 In USC	Corres. 2024 In USC
Uva High Grown	345	345	316
Western High Grown	390	386	379
CTC High Grown	377	348	383
<b>Summary of High Grown</b>	<b>376</b>	<b>374</b>	<b>368</b>
Uva Medium Grown	357	357	345
Western Medium Grown	346	348	361
CTC Medium Grown	326	325	319
<b>Summary of Medium Grown</b>	<b>350</b>	<b>351</b>	<b>358</b>
CTC Low Grown	336	329	342
Orthodox Low Grown	426	424	462
<b>Summary of Low Grown</b>	<b>422</b>	<b>421</b>	<b>452</b>
<b>TOTAL SALE AVERAGE</b>	<b>403</b>	<b>402</b>	<b>426</b>





# COLOMBO AUCTION AVERAGES



January to Date (Sale No.06)	2025 LKR	2024 LKR	2025 USC	2024 USC
Uva High Grown	1040.88	1022.45	354	332
Western High Grown	1147.33	1132.06	390	368
CTC High Grown	1096.58	1130.46	373	368
<b>Summary of High Grown</b>	<b>1112.20</b>	<b>1103.66</b>	<b>378</b>	<b>359</b>
Uva Medium Grown	1064.17	1087.32	362	354
Western Medium Grown	1027.00	1088.78	349	354
CTC Medium Grown	963.56	929.67	328	302
<b>Summary of Medium Grown</b>	<b>1039.76</b>	<b>1088.37</b>	<b>354</b>	<b>354</b>
CTC Low Grown	958.18	1083.79	326	352
Orthodox Low Grown	1279.22	1420.02	435	462
<b>Summary of Low Grown</b>	<b>1266.61</b>	<b>1396.88</b>	<b>431</b>	<b>454</b>
<b>TOTAL SALE AVERAGE</b>	<b>1199.95</b>	<b>1289.90</b>	<b>408</b>	<b>419</b>



# COLOMBO AUCTION AVERAGES

FROM 01 <sup>ST</sup> TO 11 <sup>TH</sup> FEBRUARY 2025	LKR
Uva High Grown	1028.49
Western High Grown	1150.29
<b>Summary of High Grown</b>	<b>1112.87</b>
Uva Medium Grown	1052.83
Western Medium Grown	1017.47
<b>Summary of Medium Grown</b>	<b>1027.94</b>
<b>Summary of Low Grown</b>	<b>1232.83</b>
<b>TOTAL SALE AVERAGE</b>	<b>1177.90</b>



# ALL BROKERS PRIVATE SALE FIGURES (FOR THE PERIOD – 10<sup>TH</sup> TO 15<sup>TH</sup> FEBRUARY 2025)

	WEEKLY	TODATE
High & Medium	111,357.00	843,899.60
Low	29,180.00	212,575.00
Green Tea	35,421.00	258,455.00
Organic Tea	9,748.00	48,313.00
BMF	-	278,653.00
Direct Sales	-	-
Forward Contract	68,446.00	408,416.00





- **Crop and Weather**
- **Crop Figures**
- **Export Figures**
- **Tea News**
- **Circular**

## CROP AND WEATHER - FOR THE PERIOD OF 10<sup>TH</sup> TO 16<sup>TH</sup> FEBRUARY 2025



### **Western**

Bright weather was recorded in Dickoya, Talawakelle and Agarapatana districts throughout the week.



### **Nuwara Eliya**

Bright weather was reported in Nuwara Eliya and Kandapola districts.



### **Uva**

Badulla, Lunugala and Haputale reported bright weather throughout the week.



### **Low Grown**

Bright weather was experienced in Rathnapura, Deniyaya and Galle districts.



### **Crop**

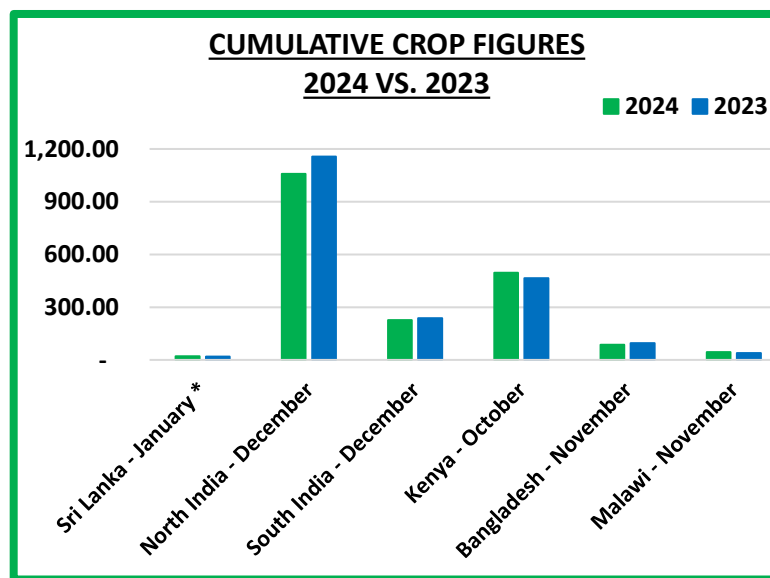
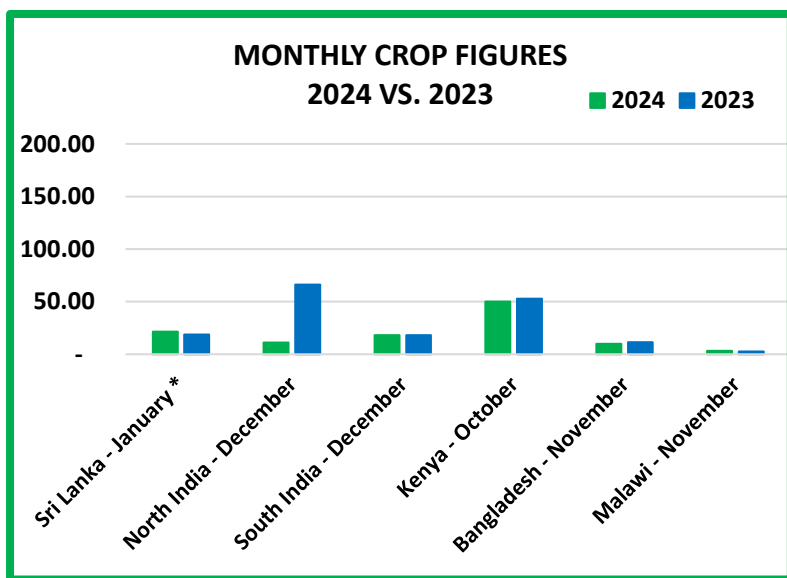
Crop intake is low.



# CROP FIGURES OF MAJOR PRODUCING & EXPORTING COUNTRIES

Country	Month	2024 * 2025	2023 * 2024	Cumulative + Inc. / Dec.	Cumulative	2024 * 2025	2023 * 2024	Cumulative + Inc. / Dec.
Sri Lanka	January	*21.46	*18.72	+ 2.74	Upto January	*21.46	*18.72	+ 2.74
North India	December	11.09 (E)	66.27	- 55.18	Upto December	1057.98(E)	1156.98	- 99.00
South India	December	18.30(E)	18.12	+ 0.18	Upto December	226.80(E)	236.68	- 9.88
Kenya	October	50.06	52.79	- 2.73	Upto October	495.23	465.01	+ 30.22
Bangladesh	November	9.97	11.57	-1.60	Upto November	86.65	95.15	- 8.50
Malawi	November	3.22	2.66	+ 0.56	Upto November	44.77	39.32	+ 5.45

(E) - Estimated







# SRI LANKA TEA CROP

We give below the Sri Lanka Tea Crop for the month of January 2025 together with the corresponding figures for 2024.

	JANUARY	
	2025	2024
<b>ORTHODOX</b>		
High Grown	4,226,650	3,090,276
Medium Grown	2,694,655	2,052,868
Low Grown	12,509,626	11,666,144
<b>TOTAL</b>	<b>19,430,930</b>	<b>16,809,288</b>
<b>CTC</b>		
High Grown	352,478	385,551
Medium Grown	700,368	486,719
Low Grown	788,032	900,555
<b>TOTAL</b>	<b>1,840,877</b>	<b>1,772,824</b>
<b>TOTAL BLACK PRODUCTION</b>		
High Grown	4,579,128	3,475,827
Medium Grown	3,395,023	2,539,586
Low Grown	13,297,657	12,566,699
<b>TOTAL</b>	<b>21,271,807</b>	<b>18,582,112</b>
<b>GREEN TEA</b>		
High Grown	107,372	85,305
Medium Grown	83,381	61,326
Low Grown	454	716
<b>TOTAL</b>	<b>191,206</b>	<b>147,346</b>
<b>TOTAL PRODUCTION</b>		
High Grown	4,686,499	3,561,131
Medium Grown	3,478,404	2,600,912
Low Grown	13,298,111	12,567,414
<b>TOTAL</b>	<b>21,463,013</b>	<b>18,729,458</b>

SOURCE : SRI LANKA TEA BOARD



# SRI LANKA TEA CROP - Continued;



Tea Production January 2025				
Black Tea Production According To Elevations				
Elevation	January (Kg)			
	2025	2024	Change	% Change
High	4,686,499	3,561,131	1,125,368	32%
Medium	3,478,404	2,600,912	877,492	34%
Low	13,298,111	12,567,414	730,697	6%
<b>Total</b>	<b>21,463,013</b>	<b>18,729,458</b>	<b>2,733,555</b>	<b>15%</b>
Tea Production According To Categories				
Production	January (Kg)			
	2025	2024	Change	% Change
ORTHODOX	19,430,930	16,809,288	2,621,642	16%
CTC	1,840,877	1,772,824	68,053	4%
GREEN TEA	191,206	147,346	43,860	30%
<b>Total</b>	<b>21,463,013</b>	<b>18,729,458</b>	<b>2,733,555</b>	<b>15%</b>

SOURCE : SRI LANKA TEA BOARD



# SRI LANKA TEA EXPORTS



DESCRIPTION	QTY (KG)	VALUE (RS)	APPROX.AV.UNIT FOB VALUE PER KG.RS/CTS
<b>JANUARY 2025</b>			
Instant Tea	199,865.94	697,603,843.00	3,490.36
Tea in Packets	8,492,406.56	13,649,145,228.00	1,607.22
Green Tea	334,337.23	1,243,725,273.00	3,719.97
Tea in Bags	2,106,353.42	5,511,916,142.00	2,616.80
Tea in Bulk	8,241,564.91	12,275,610,435.00	1,489.48
<b>Total</b>	<b>19,374,528.06</b>	<b>33,378,000,921.00</b>	<b>1,722.78</b>
<b>JANUARY 2024</b>			
Instant Tea	150,480.35	475,863,062.00	3,162.29
Tea in Packets	7,842,460.09	13,174,336,659.00	1,679.87
Green Tea	343,548.87	1,307,965,079.00	3,807.22
Tea in Bags	1,868,498.04	5,062,321,973.00	2,709.30
Tea in Bulk	8,559,007.99	12,796,268,087.00	1,495.06
<b>Total</b>	<b>18,763,995.34</b>	<b>32,816,754,860.00</b>	<b>1,748.92</b>



# MAJOR IMPORTERS OF SRI LANKA TEA

## JANUARY 2025

COUNTRY	BULK TEA	PACKETED TEA	TEA BAG	INSTANT TEA	GREEN TEA	TOTAL 2025	TOTAL 2024
IRAQ	255,435.00	2,701,049.39	71,161.60	-	-	3,027,645.99	2,505,888.18
RUSSIA	1,369,587.00	330,428.43	37,006.41	-	36,744.46	1,773,766.30	1,981,935.23
LIBYA	-	1,682,090.00	-	192.00	-	1,682,282.00	332,639.80
U.A.E.	1,049,181.00	160,845.74	32,712.59	74.29	36,016.48	1,278,830.10	1,998,673.50
TURKEY	433,913.00	641,328.00	7,740.00	-	-	1,082,981.00	1,722,391.20
CHILE	761,840.00	95.52	199,781.30	74.00	13,811.75	975,602.57	785,463.11
SAUDI ARABIA	262,122.00	467,133.57	148,707.23	25.90	19,319.83	897,308.53	762,814.12
CHINA	692,797.44	91,191.20	16,366.75	24.53	1,686.20	802,066.12	766,731.84
IRAN	705,539.00	92,960.00	-	-	-	798,499.00	1,328,659.00
SYRIA	195,430.00	352,915.00	111,862.72	3,000.00	-	663,207.72	518,547.48



# TEA NEWS AROUND THE GLOBE



## MOMBASA MARKET

SALE NO. 07 – SALE OF 17<sup>TH</sup> / 18<sup>TH</sup> FEBRUARY 2025

Good general demand prevailed for the 196,401 packages (13,113,683.00 kilos) available in the market but at irregularly lower rates with 24.32% unsold.

### MARKETS

There was maintained activity from **Pakistan Packers** with improved support from **Bazaar** but at lower levels. **Egyptian Packers** continued active with maintained support from **Yemen, other Middle Eastern countries** and **Sudan**. **UK** were selective with some activity from **Afghanistan, Kazakhstan, other CIS states** and **Russia**. **Local Packers** lent more support while **Somalia** maintained activity at the lower end of the market.

### OFFERINGS

Leaf Grades	-	108,840 packages (7,179,680.00 kilos) – 30.58% unsold.
Dust Grades	-	62,060 packages (4,640,131.00 kilos) – 20.69% unsold.
Secondary Grades	-	25,501 packages (1,293,872.00 kilos) – 6.43% unsold.

### LEAF GRADES (M2 & M3)

#### BP1:

**Best** – Saw most teas easier by up to USC54 with a few line appreciating by up to USC30.

**Brighter** – Eased by up to USC55.

**Mediums** – KTDA mediums were irregular varying between steady to USC12 dearer to easier by up to USC24 while plantation mediums lost up to USC71.

**Lower Medium** – Were easier by up to USC17 with a few invoices shedding USC23 and USC37.

**Plainer** – Varied between firm to dearer by up to USC6 to easier by up to USC8.

#### PF1:

**Best** – Irregular ranging between firm to USC21 above last levels to easier by up to USC38.

**Brighter** – Steady to USC17 below last prices..

**Mediums** – KTDA mediums were easier by up to USC34 with a few lines advancing by up to USC9 and select teas were dearer by USC21; plantation mediums shed up to USC13.

**Lower Medium** – Ranged between firm to dearer by up to USC7 to easier by USC8.

**Plainer** – Were irregular varying between steady to USC10 dearer to USC16 below last levels.

### DUST GRADES (M1)

#### PDUST:

**Best** – Were irregular varying between firm to USC22 dearer to easier by a similar margin.

**Brighter** – Irregular with some teas steady to USC12 above last prices to mostly easier by up to USC15.

**Mediums** – KTDA mediums ranged between firm to USC21 dearer to USC9 easier with plantation mediums varying between dearer by USC8 to easier by USC9.

**Lower Medium** – Saw some teas appreciate by up to USC8 while others lost up to USC11.

**Plainer** – Steady to USC4 above last prices with select teas gaining USC18 to easier by up to USC8.



# TEA NEWS AROUND THE GLOBE



## MOMBASA MARKET – Continued ;

### DUST1:

**Best** – Firm to USC17 below previous levels.

**Brighter** – Shed up to USC14..

**Mediums** – KTDA mediums varied between firm to dearer by up to USC11 to easier by up to USC15; plantation mediums saw some teas advance by up to USC10 while others lost up to USC12.

**Lower Medium** – Ranged between steady to USC7 dearer to easier by up to USC20.

**Plainer** – Firm to USC17 below last prices.

### SECONDARY GRADES (\$1)

In the Secondary Catalogue, best **BPs** were firm with others tending easier while **PFs** held value. Clean well sorted coloury **Fannings** held value with some lines above previous rates while **similar DUSTs** eased. **Other Fannings** were steady while **DUSTs** were discounted. **BMFs** tended easier but were readily absorbed.

QUOTATIONS	BROKENS	FANNINGS
Best	280 – 402	310 – 406
Good	264 – 360	295 – 334
Good Medium	260 – 302	294 – 324
Medium (KTDA)	145 – 260	150 – 290
Medium (Plantations)	146 – 250	153 – 248
Lower Medium	136 – 176	118 – 172
Plainer	125 – 144	080 – 141

AUCTION	KENYA 2024 \$	KENYA 2025 \$	TOTAL 2024 \$	TOTAL 2025 \$
05	2.25	2.24	2.13	2.14
06	2.26	2.22	2.10	2.11
07	2.27	2.21	2.15	2.12

SOURCE : AFRICA TEA BROKERS LTD.





# TEA NEWS AROUND THE GLOBE



## CHITTAGONG MARKET

SALE NO. 41 – 17<sup>TH</sup> FEBRUARY 2025

**CTC LEAF:** 56,067 packages of teas on offer met with a fairly good demand.

**BROKENS:** Clean liquoring Brokens continued to meet with a good market and were mostly firm to tending dearer. Medium varieties were also a good market and were about steady. Plainer varieties were an easier market and witnessed more withdrawals. BLF teas met with a restricted demand and withdrawals were heavier.

**FANNINGS:** Clean liquoring Fannings were a good market and these sold around last levels. Medium varieties met with a fairly good demand and were firm to slightly easier. Plainer varieties were an easier market and witnessed more withdrawals. BLF teas met with a restricted demand and withdrawals were heavier.

**DUST:** 10,183 packages of teas on offer met with a good demand. Good liquoring Dusts sold well at irregularly dearer prices closely following quality. Likewise, Medium Dusts were also fully firm to slightly dearer market. Plain/BLF Dusts met with less demand and saw several withdrawals. Blenders lent strong support with fair interest from the Loose tea buyers.

**COMMENTS:** Offerings comprised of a large percentage of plain, end of season varieties which continued to meet with a very selective demand with heavy withdrawals. However, a handful of good liquoring varieties met with a strong demand. Blenders were the mainstay of the market whilst Loose tea buyers lent some support.

Dusts were a dearer market.

Our Catalogue: (Sale 41) Avg : Tk 197.00, Sold 53.40% , (Sale 40) Avg : Tk 193.20, Sold 51.78%

### Quotations – This Week – (In Taka)

Brokens	This Week	Last Week	Fannings	This week	Last Week	Dust	This week	Last Week
Best	225-235	230-240	Best	225-235	230-245	PD	182-261	192-248
Good	210-220	205-220	Good	205-220	210-220	RD	160-300	160-318
Medium	175-190	180-190	Medium	175-190	180-190	D	160-295	160-293
Plain	160-170	160-170	Plain	160-170	160-170	CD	160-355	160-364
BLF	160 nom	160-162	BLF	160 nom	160-162	BLF	160-176	160-192

Exchange Rates 17<sup>th</sup> February 2025 Sterling Pound 152.4747 Dollar: Tk. 121.0000

SOURCE : NATIONAL BROKERS LTD



## GUWAHATI MARKET

SALE NO. 07 – 13<sup>TH</sup> FEBRUARY 2025

### 1. MARKET DESCRIPTION :

- GOOD DEMAND FOR LEAF AND SUBDUED FOR DUST.
- LEVELS FOR ALL SORTS SOLD WERE EASIER. SELECT CLEANER AND LIQUORING RE-PRINTS ATTRACTED COMPETITION.
- ALL CATEGORIES IN DUST SECTION WERE IRREGULARLY EASIER. MEDIUM AND PLAINER DUSTS FACED WITHDRAWALS.
- MAJOR BLENDERS OPERATED IN LEAF WHILE VERY MINIMAL IN THE DUST.
- WESTERN INDIA BUYERS OPERATED ON SELECT LIQUORING TEAS WITH GOOD SUPPORT FROM INTERNAL SECTION. SOME EXPORT ENQUIRY ON BOLDER BROKENS AND PLAINER FANNINGS.

### 2. TOTAL AUCTION WEIGHTED AVERAGE ( ₹ )

	2024-25			2023-24			UPTO SALE - 7		
	SALE - 7	SALE - 6	+/-	SALE - 7	SALE - 6	+/-	2024-25	2023-24	2022-23
LEAF	147.16	153.16	-6.00	132.87	125.66	7.21	227.34	186.83	189.17
DUST	134.94	143.31	-8.37	118.65	118.22	0.43	229.02	181.43	192.86
TOTAL	143.58	150.46	-6.88	128.05	123.20	4.85	227.89	185.32	190.18

SOURCE: PARCON INDIA PVT LTD



# TEA NEWS AROUND THE GLOBE



## KOLKATA ORTHODOX / CTC MARKET

SALE NO. 07 - 12<sup>TH</sup> FEBRUARY 2025

### 1. MARKET DESCRIPTION :

- DEMAND - STRONG.
- THE NOMINAL WEIGHT OF CLEANER SORTS & EARLIER INVOICES WERE READILY ABSORBED.
- END SEASON TEAS, MOSTLY COMPRISING SECONDARIES SOLD AT RATES IRREGULAR AROUND LAST, FOLLOWING QUALITY.
- EXPORTERS TO THE MIDDLE EAST & CIS WERE ACTIVE.
- TO-DATE OVER 45% TEAS HAVE SOLD ABOVE Rs.300/- THIS YEAR, AS COMPARED TO 10% IN 2023 AND 42% IN 2022.

### 2. TOTAL AUCTION WEIGHTED AVERAGE ( ₹ )

	WHOLE LEAF		BROKENS		FANNINGS
	1ST LINE	2ND LINE	LARGER	SMALLER	LEAFY
BEST	NQ	NQ	NQ	NQ	NQ
GOOD	NQ	NQ	NQ	NQ	NQ
MEDIUM	NQ	NQ	NQ	NQ	NQ

### 1. MARKET DESCRIPTION :

- DEMAND - GOOD FOR LEAF AND FAIR FOR DUST
- LEVELS FOR ALL ASSAMS IN THE LEAF CATEGORY WERE IRREGULAR AROUND LAST LEVELS. A FEW EARLIER/CLEANER TEAS WERE WELL COMPETED FOR AND APPRECIATED AT TIMES.
- DUST TEAS SOLD AT IRREGULARLY LOWER RATES, WITH THE BROWNER SORTS OFTEN NEGLECTED.
- NOMINAL WEIGHT OF DOOARS ESTATES AND BOUGHT LEAF CONTINUED TO BE ABSORBED AT LAST LEVELS
- WESTERN INDIA WAS THE MAINSTAY WITH SOME SUPPORT FROM EXPORTERS AND LOCAL TRADERS. HUL WAS SELECTIVE, WHILE TCPL WAS ALMOST ABSENT.

### 2. TOTAL AUCTION WEIGHTED AVERAGE ( ₹ )

	2024-25			2023-24			UPTO SALE - 7		
	SALE - 7	SALE - 6	+/-	SALE - 7	SALE - 6	+/-	2024-25	2023-24	2022-23
LEAF	163.30	146.38	16.92	139.96	138.83	1.13	233.19	199.89	210.21
DUST	146.04	136.11	9.93	132.69	128.10	4.59	257.82	209.01	229.52
TOTAL	156.61	142.72	13.89	137.88	135.57	2.31	242.06	202.61	215.65

SOURCE: PARCON INDIA PVT LTD



# UPCOMING AUCTION DETAILS

Auction No.	09		08	
Dates	04 <sup>th</sup> / 05 <sup>th</sup> March 2025		25 <sup>th</sup> / 26 <sup>th</sup> February 2025	
	No. of Lots	Qty – kg	No. of Lots	Qty – kg
Ex-Estate	862	846,921	905	918,113
Main Sale Total	9,903	4,477,752	10,220	4,665,139
High & Medium	1,247	532,110	1,304	571,650
Low Grown – Leafy	1,933	709,366	2,007	753,915
Low Grown – Semi Leafy	1,580	645,307	1,714	713,705
Low Grown Tippy	1,870	860,488	2,060	987,682
Premium / Flowery	390	57,010	476	69,479
Off Grades	2,257	1,114,234	2,048	1,021,471
Dust	626	559,237	611	547,237
Grand Total	10,765	5,324,673	11,125	5,583,252
Reprints	1,169	618,513	1,147	613,205
<b>Total No. of Lots on Offer</b>	<b>10,765</b>		<b>11,125</b>	
<b>Total Quantity on Offer (kg)</b>	<b>5,324,673</b>		<b>5,583,252</b>	



## SCHEDULED CLOSING DATES

Auction No.	Date of Sale	Ex-Estate	Main Sale
10	10 <sup>th</sup> / 11 <sup>th</sup> March 2025	20/02/2025	20/02/2025
11	18 <sup>th</sup> / 19 <sup>th</sup> March 2025	27/02/2025	27/02/2025
12	25 <sup>th</sup> / 26 <sup>th</sup> March 2025	06/03/2025	06/03/2025

## PROMPT DATES

Auction No.	Buyers	Sellers
08	04/03/2025	05/03/2025
09	11/03/2025	12/03/2025
10	17/03/2025	18/03/2025



## ORDER OF SALE (SALE NO. 08 – 25<sup>TH</sup> / 26<sup>TH</sup> FEBRUARY 2025)

Main Sale Order – 1 (Leafy / Semi Leafy / Tippy / Premium / 1A)	Main Sale Order – 2 (H & M / Off Grade / Dust)	Ex-Estate
CEYLON TEA BROKERS PLC	CEYLON TEA BROKERS PLC	<b>JOHN KEELLS PLC</b>
ASIA SIYAKA COMMODITIES PLC.	<b>JOHN KEELLS PLC</b>	MERCANTILE PRODUCE BROKERS (PVT) LTD
<b>JOHN KEELLS PLC</b>	EASTERN BROKERS. LTD.	ASIA SIYAKA COMMODITIES PLC.
EASTERN BROKERS. LTD.	FORBES & WALKER TEA BROKERS (PVT) LTD	BARTLEET PRODUCE MARKETING (PVT) LTD
LANKA COMMODITY BROKERS LTD	MERCANTILE PRODUCE BROKERS (PVT) LTD	FORBES & WALKER TEA BROKERS (PVT) LTD
MERCANTILE PRODUCE BROKERS (PVT) LTD	LANKA COMMODITY BROKERS LTD	EASTERN BROKERS. LTD.
BARTLEET PRODUCE MARKETING (PVT) LTD	ASIA SIYAKA COMMODITIES PLC.	CEYLON TEA BROKERS PLC
FORBES & WALKER TEA BROKERS (PVT) LTD	BARTLEET PRODUCE MARKETING (PVT) LTD	LANKA COMMODITY BROKERS LTD

[ RR : HR / SG ]





## COLOMBO TEA TRADERS' ASSOCIATION

THE OFFICE OF THE CTTA, NO. 50, NAVAM MAWATHA, COLOMBO 02.  
TELEPHONE: 011 5588848, 5588849; E-MAIL ; [HEMARATNE@CTTA.LK](mailto:HEMARATNE@CTTA.LK) / [NISANSALA@CTTA.LK](mailto:NISANSALA@CTTA.LK)

CIRCULAR NO. 03 OF 2025

FEBRUARY 11, 2025

### NOTICE OF EXTRAORDINARY GENERAL MEETING OF COLOMBO TEA TRADERS' ASSOCIATION

Notice is hereby given that an Extraordinary General Meeting of the Association [EGM] will be held at the Ground Floor Auditorium of the Ceylon Chamber of Commerce at No. 50, Navam Mawatha, Colombo 02, at 9.00 a.m. on March 7, 2025, to consider and ratify the following resolution;

*In terms of the Article 12.2 of the Articles of Association, 05 Seller Members to be elected through the secret ballot, the top two RPCs and top two Private Factory members who have got the highest number of votes shall qualify to be elected to the CTTA Committee. The 5<sup>th</sup> Seat could be awarded to the RPC or Private Factory who have got the next highest number of votes, on an annual rotational basis between the Planters' Association of Ceylon and the Sri Lanka Tea Factory Owners Association.*

Any other Business;

If there are any other business to be taken up at the EGM, please revert seven (07) days prior to the date of EGM, no later than February 28, 2025.

Note: In the event that if any of the Member Company representatives are unable to attend,

*In terms of the Articles of the Association of Colombo Tea Traders' Association,*

- (a) A proxy shall be appointed by notice in writing signed by the Member. The notice shall state whether the appointment is for a particular meeting, or for a specified term.*
- (b) No proxy is effective in relation to a meeting, unless a copy of the notice of appointment is given to the Association not less than forty-eight (48) hours before the start of the meeting.*

BY ORDER OF THE GENERAL COMMITTEE

OFFICE OF THE CTTA  
THE COLOMBO TEA TRADERS' ASSOCIATION





“

*Success is not final; failure is not fatal: It is the courage to continue that counts.*

— Winston S. Churchill

”