



TEA MARKET REPORT

JOHN KEELLS PLC

SALE NO. 08 – 19TH / 20TH FEBRUARY 2024



COLOMBO INTERNATIONAL
TEA CONVENTION
2024



Tea
A Lifestyle & A Livelihood

BOOK YOUR SPOT TODAY AND BE A PART OF THE CONVERSATIONS THAT ARE UNLOCKING
THE POTENTIAL OF TEA IN LIFESTYLE AND LIVELIHOOD!

EARLY BIRD REGISTRATIONS NOW OPEN

Deadline 1st March 2024

to register scan QR code or visit our website



www.ceylonteaevents.com

PLATINUM SPONSOR



GOLD SPONSORS



For more information:

+94 773 865 233 | teaconvention@ceylonteaevents.com



COLOMBO INTERNATIONAL
TEA CONVENTION
2024



Tea *A Lifestyle & A Livelihood*

**YOUR INVITATION TO JOIN
THE MOST IMPACTFUL
CONVERSATIONS
SHAPING THE FUTURE OF TEA**

24th - 26th July
Colombo - Sri Lanka

DON'T MISS OUT ON BEING A PART OF THE DIALOGUE



**EARLY BIRD
REGISTRATIONS NOW OPEN**

teaconvention@ceylonteaevents.com
www.ceylonteaevents.com



ORDER OF SALE (SALE NO. 08 – 19TH / 20TH FEBRUARY 2024)

Main Sale Order – 1 (Leafy / Semi Leafy / Tippy / Premium / 1A)	Main Sale Order – 2 (H & M / Off Grade / Dust)	Ex-Estate
MERCANTILE PRODUCE BROKERS (PVT) LTD	CEYLON TEA BROKERS PLC	MERCANTILE PRODUCE BROKERS (PVT) LTD
BARTLEET PRODUCE MARKETING (PVT) LTD	JOHN KEELLS PLC	JOHN KEELLS PLC
CEYLON TEA BROKERS PLC	EASTERN BROKERS. LTD.	LANKA COMMODITY BROKERS LTD
ASIA SIYAKA COMMODITIES PLC.	FORBES & WALKER TEA BROKERS (PVT) LTD	CEYLON TEA BROKERS PLC
EASTERN BROKERS. LTD.	MERCANTILE PRODUCE BROKERS (PVT) LTD	EASTERN BROKERS. LTD.
JOHN KEELLS PLC	LANKA COMMODITY BROKERS LTD	FORBES & WALKER TEA BROKERS (PVT) LTD
LANKA COMMODITY BROKERS LTD	ASIA SIYAKA COMMODITIES PLC.	BARTLEET PRODUCE MARKETING (PVT) LTD
FORBES & WALKER TEA BROKERS (PVT) LTD	BARTLEET PRODUCE MARKETING (PVT) LTD	ASIA SIYAKA COMMODITIES PLC.



AUCTION DETAILS

Auction No.	08	
Dates	19 th / 20 th February 2024	
	No. of Lots	Qty – kg
Ex Estate	727	722,626
Main Sale Total	8,784	3,922,366
High & Medium	1,104	468,627
Low Grown - Leafy	1,642	582,862
Low Grown - Semi Leafy	1,403	588,766
Low Grown Tippy	1,927	925,924
Premium / Flowery	360	52,251
Off Grades	1,885	888,956
Dust	463	414,980
Grand Total	9,511	4,644,992
Reprints	769	356,343
Total No. of Lots Offered	9,511	
Total Quantity Offered (kg)	4,644,992	

PROMPT DATES

Auction No.	Buyers	Sellers
08	26/02/2024	27/02/2024

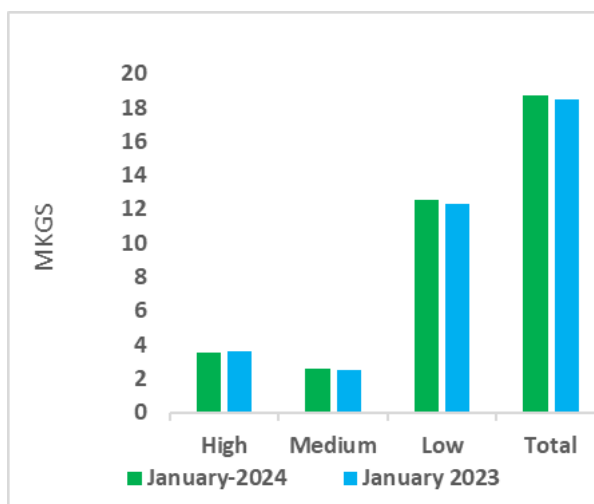
COMMENTS



Sri Lanka harvested a crop of 18.7Mkg during the Month of January 2024, which is an increase of 1% when compared to the crop harvested in January 2023.

The main contributor for the 18.7Mkg was from the Low Grown planting districts with 67.1%, followed by High Grown at 19% and the Medium Grown at 13.9%. When compared with the crop in January 2023, positive variances were recorded in the Medium Grown at 4%, Low Grown at 2 % and a negative variance of 2% in the High Grown.

Tea Production January 2024				
Black Tea Production According To Elevations				
Elevation	January (Kg)		Change	% Change
	2024	2023		
High	3,561,131	3,630,805	-69,674	-2
Medium	2,600,912	2,501,989	98,923	4
Low	12,567,414	12,324,526	242,888	2
Total	18,729,458	18,457,320	272,138	1



COMMENTS – Continued;

Sri Lanka Tea Exports for the month of January 2024 was recorded at 18.7Mkg which is an increase of 6.9% when compared with the previous year's figure of 17.5Mkg. The average unit FOB value per kg. was Rs.306.42 below the average unit value per kg of January 2023. As a result, the value of Tea Exports for the month of January 2024 recorded a negative variance of Rs.3.2 billion compared to the previous year. Iraq emerged as the leading importer of Sri Lanka Tea and the other major importers were U.A.E, Russia, Turkey and Iran.

The 0.72Mkg of Ex-Estate teas on offer met with irregular demand. Select Best Western High Grown BOPs were barely steady, the below best and plainer varieties declined. Select Best Western High Grown BOPFs declined, the below best and plainer varieties commenced easier but appreciated as the sale progressed. Nuwara Eliya BOPs were unavailable at this week's auction, the BOPFs were firm on last levels. Uda Pussellawa BOPs were firm to dearer, the BOPF too gained following quality. UVA BOPs were firm, the BOPFs were firm to dearer following quality. Low Grown CTC BP1s were firm, the High and Medium sorts were firm to irregularly dearer. Low Grown CTC PF1s declined, the High and Medium sorts were firm to irregularly easier.

The 2.1Mkg of Low Grown teas on offer met with fair demand. In the Leafy segment, OPs were firm, OPAs were irregularly lower. OP1s were selectively dearer. Better BOP1s declined sharply, others were firm. PEKOE1s were firm, PEKOE1s declined following quality. In the Small Leaf segment, FBOPs were firm to lower. FBOPF1s were lower to last. FBOPF varieties met with lower demand. BOPF.SP, BOPF, BOP.SP and BOP grades were easier. Premium Flowery teas were selectively lower.

Turkey, Russia, Iran and the C.I.S countries lent fair support. Libya and Iraq were active.





MARKET DESCRIPTION

Western Teas

Select best Western BOPs were barely steady, the below best and plainer varieties too were irregularly lower following quality. Select best Western BOPFs declined by Rs.50/- to Rs.100/- and more, the below best and plainer sorts commenced easier by a similar margin, but strengthened as the sale progressed. Medium BOPs declined by Rs.50/-, the BOPFs were barely steady.

Nuwara Eliya Teas

BOPs were unavailable at this week's auction, the BOPFs maintained last levels.

Uva Teas

Uva BOPs were firm, the BOPFs were firm to a little dearer at times following quality. Uda Pussellawa BOPs were firm to a little dearer, the BOPFs too gained Rs.50/- to Rs.80/-.

CTC Teas

Low Grown CTC BP1s were firm, the High and Medium sorts were firm to irregularly dearer. Low Grown PF1s declined by Rs.50/- to Rs.100/-, the High and Medium sorts were firm to irregularly easier.

QUOTATIONS

	BOP – RS.	BOPF – RS.
Good Westerns	1260 – 1550	1280 – 1700
Average Westerns	1180 – 1220	1140 – 1240
Plainer Westerns	1020 – 1120	1040 – 1120
Western Mediums	750 – 2000	870 – 1160
Uva Teas	1020 – 1400	890 -1160
Nuwara Eliya Teas	NQ	1280 – 1320
Uda Pussellawa Teas	1000 – 1400	1020 – 1160
CTC (BP1 and PF1)	700 – 1500	690 – 1500





MARKET DESCRIPTION

Low Grown

Select best OP1s were firm, best types were irregular, below best and the bolder types met with good demand as experienced in the previous sales. All OPs were firm to marginally dearer. Select best OPAs met with lower demand, best and below best types were firm on last levels. Well-made BOP1s were irregularly lower, bolder types met with fair demand. Well made Pekoes along with the heavy bold Pekoes were firm on last levels, secondaries too were steady. Shotty Pekoe1s declined irregularly, others maintained last levels.

Select best and best BOPs were lower by Rs.60/- to Rs.80/- following quality, below best and secondary types were firm. BOP.SP.s and BOPF.SP.s met with lower demand. BOPFs followed a similar trend. Select best and best FBOPF1s were substantially lower by Rs.80/- to Rs.100/- and more at times, best types were firm on last week's levels, below best types were irregularly lower, secondary types were firm. Select best FBOPs were firm, best types were irregularly lower by a few rupees, below best and secondary types were firm. FBOPF varieties were lower by a few rupees. In the Premium Flowery segment, small tippy teas were irregularly lower, others met with fair demand.

Off Grades

Select best and best Fgs1s were firm on last levels whilst below best and poorer sorts were firm to dearer by Rs.10/- to Rs.20/- and more at times. Select best and best BMs maintained on last levels whilst below best and poorer types were dearer by Rs.10/- to Rs.20/-. Select best and best BPs appreciated by Rs.20/- to Rs.40/- and more at times whilst below best and poorer varieties were firm on last levels. Select best BOP1As maintained on last levels, best types were dearer by Rs.50/- to Rs.80/-, below best types maintained on last levels, whilst poorer sorts were lower by Rs.20/- to Rs.70/-.

Dust

Select best and best Dust1 were easier by Rs.20/-, below best and poorer types were firm. High and Medium and Low Grown CTC were firm. Low Grown Dust / Dust1s showed a similar trend.



QUOTATIONS

	Select Best	Best	Below Best	Others
LIQUORING				
DUST-1	1250.00 - 1700.00	1100.00 - 1240.00	900.00 - 1090.00	600.00 - 890.00
OFF GRADES				
FGS1	1060.00 - 1160.00	940.00 - 1050.00	820.00 - 930.00	540.00 - 810.00
FGS	900.00 - 1020.00	810.00 - 890.00	710.00 - 800.00	540.00 - 700.00
LOW GROWNS				
FBOPF / FFSP / FFEXSP	5000.00 - 5800.00	3500.00 - 4500.00	2000.00 - 2600.00	1200.00 - 1400.00
BOP	1800.00 - 2000.00	1500.00 - 1700.00	1300.00 - 1450.00	900.00 - 1200.00
BOPSP	1450.00 - 1800.00	1200.00 - 1400.00	900.00 - 1100.00	750.00 - 850.00
BOPF	1400.00 - 1700.00	900.00 - 1100.00	800.00 - 870.00	700.00 - 790.00
FBOPF1	1800.00 - 2000.00	1650.00 - 1750.00	1400.00 - 1600.00	900.00 - 1250.00
FBOP	2200.00 - 2500.00	1700.00 - 1800.00	1550.00 - 1650.00	1000.00 - 1300.00
BOP1	2400.00 - 4000.00	1900.00 - 2350.00	1300.00 - 1850.00	900.00 - 1280.00
OP1	3650.00 - 4000.00	2750.00 - 3600.00	1850.00 - 2700.00	750.00 - 1800.00
OP	1700.00 - 1900.00	1600.00 - 1650.00	1440.00 - 1550.00	900.00 - 1420.00
OPA	1550.00 - 2450.00	1400.00 - 1500.00	1260.00 - 1380.00	850.00 - 1240.00
PEKOE	1500.00 - 2550.00	1300.00 - 1480.00	1060.00 - 1280.00	800.00 - 1040.00
PEKOE1	1500.00 - 2300.00	1300.00 - 1460.00	1100.00 - 1280.00	800.00 - 1080.00
DUST / DUST1	1000.00 - 1160.00	800.00 - 990.00	700.00 - 790.00	600.00 - 690.00



EXCHANGE RATES

The average rates currencies quoted on 20th February 2024 at 9.30 a.m. by Commercial Banks in Colombo for Telegraphic Transfers (TT).

Currency	Buy Rate	Sell Rate
USD	307.34	317.16
EURO	329.16	343.19
GBP	385.20	400.75



- **Top Prices**
- **Colombo Auction Averages**
- **All Brokers Private Sale Figures**



TOP PRICES (SALE NO. 08 – 19TH / 20TH FEBRUARY 2024)

WESTERN HIGH			
BOP		Great Western	1550.00
		Robgill	1550.00
		Bearwell	1550.00
BOPSP		Queensberry	1600.00
BOPF/BOPFSP		Great Western	1700.00
FBOP/FBOP1	*	St. Andrews	2050.00
FBOPF/FBOPF1		Inverness	1900.00
BOP1		-	
OP/OPA	*	Venture	1750.00
OP1	*	Venture	1800.00
PEKOE/PEKOE1	*	Kirkoswald	1750.00

UVA HIGH			
BOP		Bandaraeliya	1400.00
		Kelliebedde	1400.00
BOPSP	*	Aislaby	1550.00
BOPF/BOPFSP		Bandaraeliya	1180.00
FBOP/FBOP1		Glenanore	2050.00
FBOPF/FBOPF1	*	Aislaby	1950.00
BOP1	*	Aislaby	1800.00
OP/OPA		Glenanore	1460.00
OP1		Oodoowerre	2000.00
PEKOE/PEKOE1		Glenanore	1650.00

NUWARA ELIYA			
BOP		Kenmare	1200.00
BOPSP		Kenmare	1500.00
BOPF/BOPFSP		Mahagastotte	1320.00
FBOP/FBOP1		Court Lodge	1550.00
OP/OPA		Court Lodge	1120.00
PEKOE/PEKOE1	*	Kenmare	1320.00

WESTERN MEDIUM			
BOP		Harangalla	2000.00
BOPSP		Hatale	1900.00
		Uplands	1900.00
BOPF/BOPFSP		Galgewatta	1420.00
FBOP/FBOP1		Orange Field	2150.00
		Uplands	2150.00
FBOPF/FBOPF1		Harangalla	2000.00
		Dartry Valley	2000.00
BOP1		Harangalla	2150.00
		Dartry Valley	2150.00
		Orange Field	2150.00
OP/OPA		Harangalla	1650.00
		Dartry Valley	1650.00
OP1		Harangalla	2000.00
		Dartry Valley	2000.00
PEKOE/PEKOE1		Craighead	2050.00

UVA MEDIUM			
BOP	*	Halpewatte Uva	1900.00
BOPSP	*	Halpewatte Uva	1650.00
BOPF/BOPFSP		Dickwella	1750.00
FBOP/FBOP1	*	Sarnia Plaiderie	2150.00
		Halpewatta Uva	2150.00
FBOPF/FBOPF1	*	Sarnia Plaiderie	1950.00
BOP1	*	Demodera 'S'	2300.00
OP/OPA		Ury	1600.00
		Gonakelle	1600.00
OP1		Dickwella	1950.00
PEKOE/PEKOE1	*	Sarnia Plaiderie	1850.00

CTC LOW			
PF1		Kalubowitiyana CTC	1500.00
BP1		Ceciliyan CTC	1500.00
BPS		Ross Feld CTC	800.00
OF		Peakwatta CTC	800.00

UDA PUSSELLAWA			
BOP		Kirklees	1400.00
BOPSP		Luckyland	1200.00
BOPF/BOPFSP		Ragalla	1100.00
		Mooloya	1100.00
		Liddesdale	1100.00
FBOP/FBOP1		-	
FBOPF/FBOPF1		Gampaha	1600.00
BOP1		-	
OP/OPA		Blairlomond	1420.00
OP1		-	
PEKOE/PEKOE1		Blairlomond	1340.00

CTC HIGH			
PF1	**	Dunsinane CTC	1180.00
BP1		Dunsinane CTC	1500.00
BPS	*	Dunsinane CTC	1460.00
OF		-	

CTC MEDIUM			
PF1		Rothschild CTC	1200.00
		New Peacock CTC	1200.00
BP1	**	Delta CTC	1280.00
BPS		Aultmore CTC	1280.00
OF		-	



TOP PRICES (SALE NO. 08 – 19TH / 20TH FEBRUARY 2024)



LOW			
BOP		New Mahendra	2050.00
BOPSP		Andaradeniya Super	1950.00
		New Nivithigala	1950.00
BOPF		Sithaka	1950.00
BOPFSP		Parakaduwa	1850.00
		Talgaswella	1850.00
		Wattahena	1850.00
		Stream Line	1850.00
FBOP		Sithaka	2950.00
FBOP1	*	Bogoda Group	2300.00
FBOPF		Hidellana	2200.00
FBOPF1		Sithaka	2350.00
	*	Sineth	2250.00
BOP1		Pothotuwa	4000.00
OP1		Pothotuwa	4000.00
		Lumbini	4000.00
		Sithaka	4000.00
OP		Galatara	1900.00
		Sanasa	1900.00
	*	Cee Tee Hills	1800.00
OPA		Liyonta	2450.00
PEKOE		Lumbini	2550.00
PEKOE1		Anderadeniya Super	2300.00

PREMIUM			
FBOPFSP		New Batuwangala	6050.00
		Mulatiyana Hills	6050.00
FBOPFEXSP		New Batuwangala	5000.00
FBOPFEXSP1		Kamarangapitiya	4500.00

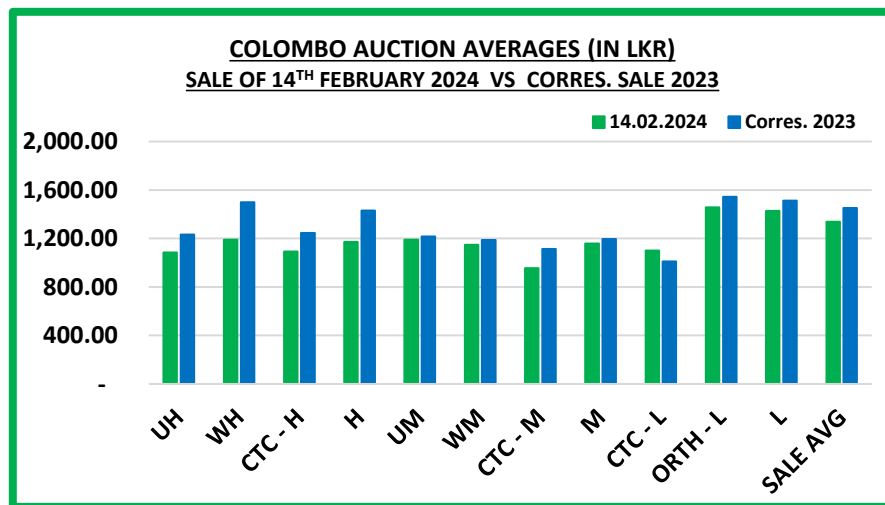
DUST			
DUST1	*	Mattakelle	1700.00
P.DUST		Ceciliyan CTC	1460.00

OFF GRADES			
FNGS/FNGS1	*	Wattegodde	1160.00
	*	Kotiyagalla	1160.00
	*	Bridwell	1160.00
		Kenmare	1160.00
		Holyrood	1160.00
PFNGS		Mount Vernon CTC	940.00
BM		Kosgahadola Ella	1420.00
BP	*	Bogoda	1650.00
BOP1A		Liyonta	1500.00

**** MORE THAN ONE TOP PRICE OBTAINED**
*** TEAS SOLD BY JOHN KEELLS PLC**
+ ALL TIME RECORD PRICE
++ ALL TIME RECORD PRICE EQUALED

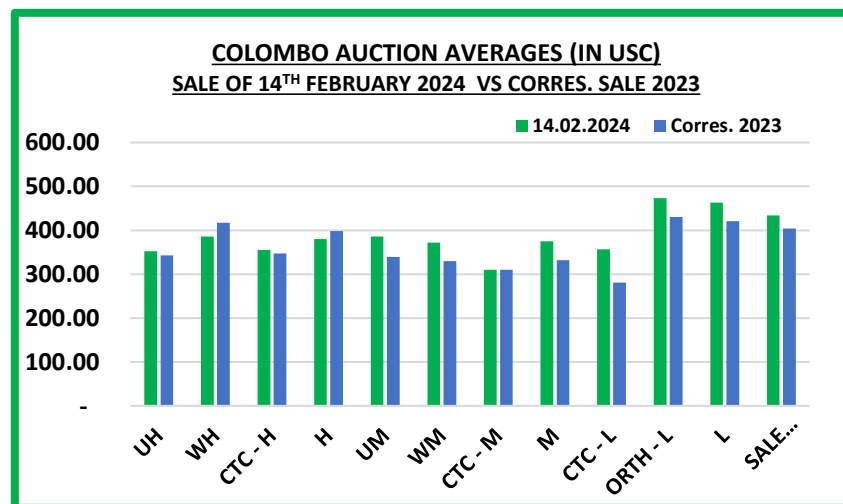


COLOMBO AUCTION AVERAGES



	Sale of 07/02/2024 In LKR	Sale of 14/02/2024 In LKR	Corres. 2023 In LKR
Uva High Grown	972.95	1085.88	1231.56
Western High Grown	1166.84	1189.50	1500.21
CTC High Grown	1178.53	1093.11	1246.61
Summary of High Grown	1132.36	1170.98	1430.31
Uva Medium Grown	1060.39	1189.20	1217.04
Western Medium Grown	1111.78	1147.27	1186.46
CTC Medium Grown	981.37	955.17	1113.73
Summary of Medium Grown	1099.89	1157.49	1194.56
CTC Low Grown	1052.31	1100.20	1009.78
Orthodox Low Grown	1418.77	1456.72	1544.87
Summary of Low Grown	1390.74	1428.27	1513.45
TOTAL SALE AVERAGE	1309.14	1338.27	1451.35

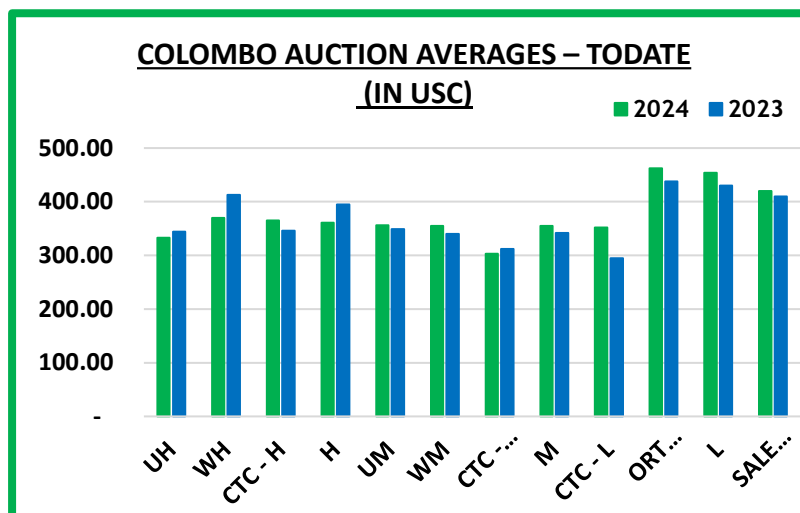
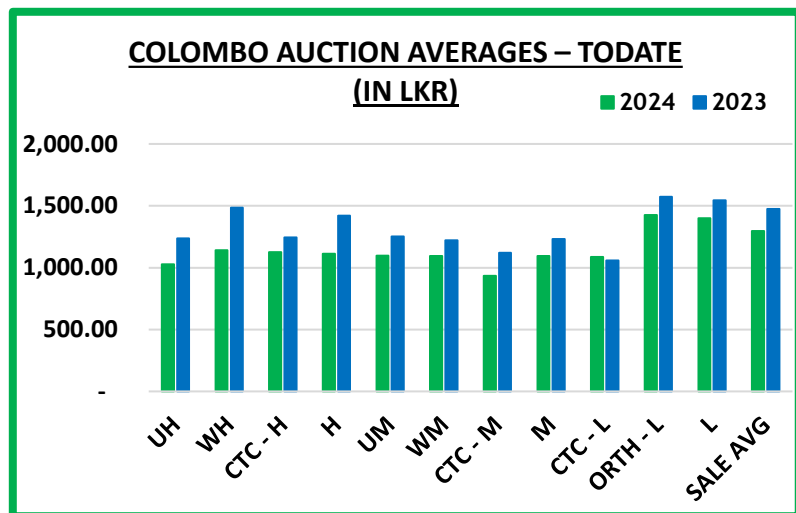
COLOMBO AUCTION AVERAGES



	Sale of 07/02/2024 In USC	Sale of 14/02/2024 In USC	Corres. 2023 In USC
Uva High Grown	315	352	343
Western High Grown	378	386	417
CTC High Grown	382	355	347
Summary of High Grown	367	380	398
Uva Medium Grown	344	386	339
Western Medium Grown	360	372	330
CTC Medium Grown	318	310	310
Summary of Medium Grown	356	375	332
CTC Low Grown	341	357	281
Orthodox Low Grown	460	473	430
Summary of Low Grown	451	463	421
TOTAL SALE AVERAGE	424	434	404



COLOMBO AUCTION AVERAGES



January to Date (Sale No.07)	2024 LKR	2023 LKR	2024 USC	2023 USC
Uva High Grown	1028.36	1237.72	333	344
Western High Grown	1140.21	1484.67	370	413
CTC High Grown	1124.57	1245.16	365	346
Summary of High Grown	1112.39	1419.10	361	395
Uva Medium Grown	1097.85	1253.38	356	349
Western Medium Grown	1094.58	1221.79	355	340
CTC Medium Grown	932.82	1121.10	303	312
Summary of Medium Grown	1095.49	1230.91	355	342
CTC Low Grown	1085.96	1058.77	352	295
Orthodox Low Grown	1424.32	1573.62	462	438
Summary of Low Grown	1400.60	1545.56	454	430
TOTAL SALE AVERAGE	1296.12	1474.11	420	410



COLOMBO AUCTION AVERAGES

FROM 01 ST TO 14 TH FEBRUARY 2024	LKR
Uva High Grown	1034.08
Western High Grown	1193.58
Summary of High Grown	1163.68
Uva Medium Grown	1131.33
Western Medium Grown	1136.42
Summary of Medium Grown	1135.23
Summary of Low Grown	1407.08
TOTAL SALE AVERAGE	1322.64



ALL BROKERS PRIVATE SALE FIGURES (FOR THE PERIOD – 12TH TO 17TH FEBRUARY 2024)

	WEEKLY	TODATE
High & Medium	81,250.00	427,076.90
Low	17,425.00	96,234.50
Green Tea	70,247.00	314,697.00
Organic Tea	1,180.00	28,083.00
BMF	53,900.00	293,062.00
Direct Sales	-	-
Forward Contract	-	130,000.00





- **Crop and Weather**
- **Crop Figures**
- **Export Figures**
- **Tea News**
- **Holiday Notice**

CROP AND WEATHER - FOR THE PERIOD OF – 12TH TO 18TH FEBRUARY 2024



Western

Agarapatana and Talawakelle districts reported bright weather, whilst bright mornings with evening showers were reported in Dickoya.



Nuwara Eliya

Bright weather was recorded throughout the week in the Nuwara Eliya district, whilst Kandapola reported bright weather with occasional rainfall.



Uva

Lunugala, Haputale and Badulla districts experienced bright weather throughout the week.



Low Grown

Bright weather was recorded in Deniyaya, Rathnapura and Galle districts.



Crop

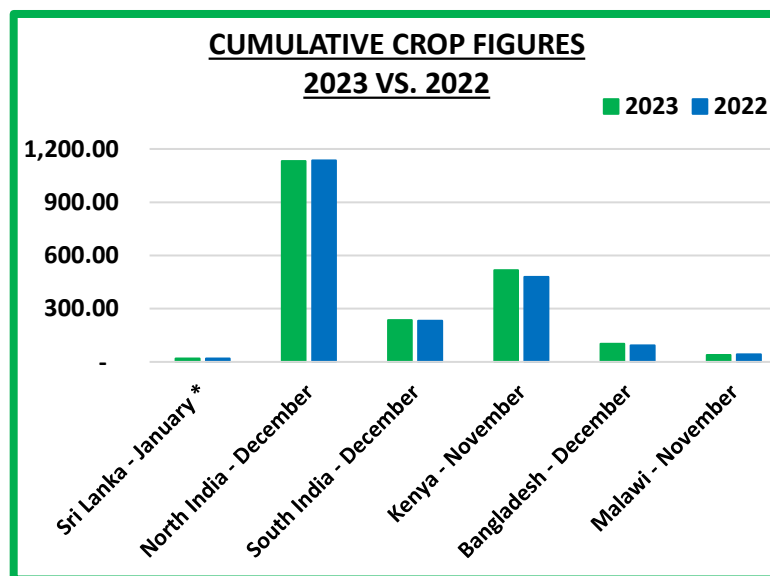
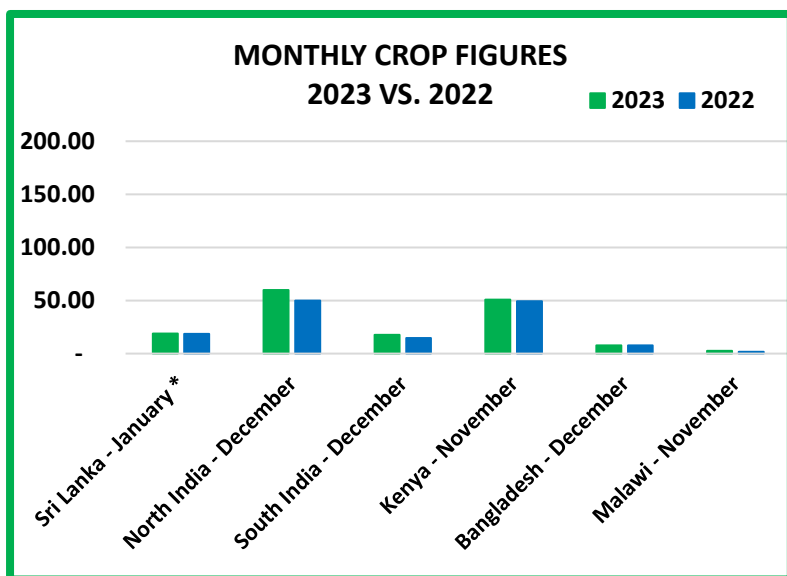
Crop intakes are low.



CROP FIGURES OF MAJOR PRODUCING & EXPORTING COUNTRIES

Country	Month	2023 * 2024	2022 *2023	Cumulative + Inc. / Dec.	Cumulative	2023 * 2024	2022 *2023	Cumulative + Inc. / Dec.
Sri Lanka	January	* 18.72	*18.45	+ 0.27	Upto January	* 18.72	*18.45	+ 0.27
North India	December	59.86(E)	50.02	+ 9.84	Upto December	1131.71(E)	1134.54	- 2.83
South India	December	17.66(E)	14.51	+ 3.15	Upto December	235.99(E)	231.82	+ 4.17
Kenya	November	50.90	49.22	+ 1.68	Upto November	515.92	478.13	+ 37.79
Bangladesh	December	7.80	7.80	0.00	Upto December	102.90	93.80	+ 9.10
Malawi	November	2.60	1.60	+ 1.00	Upto November	39.32	43.13	- 3.81

(E) - Estimated





SRI LANKA TEA CROP

We give below the Sri Lanka Tea Crop for the month of January 2024 together with the corresponding figures for 2023.

	JANUARY	
	2024	2023
ORTHODOX		
High Grown	3,090,276	3,260,443
Medium Grown	2,052,868	1,948,385
Low Grown	11,666,144	11,447,010
TOTAL	16,809,288	16,655,839
CTC		
High Grown	385,551	286,858
Medium Grown	486,719	475,967
Low Grown	900,555	877,023
TOTAL	1,772,824	1,639,848
TOTAL BLACK PRODUCTION		
High Grown	3,475,827	3,547,301
Medium Grown	2,539,586	2,424,351
Low Grown	12,566,699	12,324,033
TOTAL	18,582,112	18,295,686
GREEN TEA		
High Grown	85,305	83,504
Medium Grown	61,326	77,638
Low Grown	716	493
TOTAL	147,346	161,634
TOTAL PRODUCTION		
High Grown	3,561,131	3,630,805
Medium Grown	2,600,912	2,501,989
Low Grown	12,567,414	12,324,526
TOTAL	18,729,458	18,457,320

SOURCE : SRI LANKA TEA BOARD



SRI LANKA TEA CROP - Continued;



Tea Production January 2024				
Black Tea Production According To Elevations				
Elevation	January (Kg)			
	2024	2023	Change	% Change
High	3,561,131	3,630,805	(69,674)	(2)
Medium	2,600,912	2,501,989	98,923	4
Low	12,567,414	12,324,526	242,888	2
Total	18,729,458	18,457,320	272,138	1
Tea Production According To Categories				
Production	January (Kg)			
	2024	2023	Change	% Change
ORTHODOX	16,809,288	16,655,839	153,449	1
CTC	1,772,824	1,639,848	132,976	8
GREEN TEA	147,346	161,634	(14,288)	(9)
Total	18,729,458	18,457,320	272,138	1

SOURCE : SRI LANKA TEA BOARD



SRI LANKA TEA EXPORTS



DESCRIPTION	QTY (KG)	VALUE (RS)	APPROX.AV.UNIT FOB VALUE PER KG.RS/CTS
JANUARY 2024			
Instant Tea	150,480.35	475,863,062.00	3,162.29
Tea in Packets	7,842,460.09	13,174,336,659.00	1,679.87
Green Tea	343,548.87	1,307,965,079.00	3,807.22
Tea in Bags	1,868,498.04	5,062,321,973.00	2,709.30
Tea in Bulk	8,559,007.99	12,796,268,087.00	1,495.06
Total	18,763,995.34	32,816,754,860.00	1,748.92
JANUARY 2023			
Instant Tea	238,409.40	855,819,664.00	3,589.71
Tea in Packets	7,751,997.55	15,298,026,892.00	1,973.43
Green Tea	313,505.77	1,281,358,926.00	4,087.19
Tea in Bags	1,646,017.80	5,184,108,433.00	3,149.49
Tea in Bulk	7,606,128.23	13,464,313,268.00	1,770.19
Total	17,556,058.75	36,083,627,183.00	2,055.34





MAJOR IMPORTERS OF SRI LANKA TEA

JANUARY 2024

COUNTRY	BULK TEA	PACKETED TEA	TEA BAG	INSTANT TEA	GREEN TEA	TOTAL 2024	TOTAL 2023
IRAQ	263,700.00	2,213,625.48	24,594.95	-	3,967.75	2,505,888.18	2,130,286.10
U.A.E.	791,538.00	1,141,257.98	21,630.79	50.88	44,195.85	1,998,673.50	1,866,898.93
RUSSIA	1,613,564.00	269,411.04	43,980.35	27.62	54,952.22	1,981,935.23	2,035,445.43
TURKEY	751,119.00	930,479.00	40,793.20	-	-	1,722,391.20	2,345,382.35
IRAN	867,750.00	460,616.00	293.00	-	-	1,328,659.00	614,138.00
CHILE	610,640.00	14,254.80	158,041.50	151.50	2,375.31	785,463.11	217,171.18
CHINA	685,689.24	74,116.50	6,812.10	-	114.00	766,731.84	562,263.40
SAUDI ARABIA	172,190.00	396,322.52	186,339.80	1,000.00	6,961.80	762,814.12	680,515.74
AZERBAIJAIN	600,308.00	44,715.80	1,351.20	-	1,872.60	648,247.60	899,303.00
GERMANY	501,663.00	73,504.21	11,355.12	-	2,761.02	589,283.35	274,440.39



TEA NEWS AROUND THE GLOBE



CHITTAGONG MARKET

SALE NO. 43 – 19TH FEBRUARY 2024

CTC LEAF: 48,715 packages of tea on offer met with a restricted demand.

BROKENS: A handful of well made Brokens met with a fair demand but eased in value often by Tk.5/- and more. All other descriptions saw much less demand and prices declined with heavy withdrawals. BLF teas met with fair demand at around last levels but withdrawals were heavy.

FANNINGS: A few clean Fannings met with a fair demand and were a little easier. Other varieties saw much less demand and prices eased following quality. Withdrawals were quite heavy in this category as well.

BLF teas met with fair demand at around last levels but withdrawals were heavy.

DUST: 15,254 packages of tea on offer met with less demand. Good liquoring Dusts sold at around last levels with fair withdrawals. Their Mediums were an easier market and prices were also easier with more withdrawals. Plain and BLF Dusts remained difficult of sale with heavy withdrawals. Blenders lent fair interest with some interest from the Loose tea buyers.

COMMENTS: Offerings comprised of a fair weight of end of season varieties which coupled with a large weight of reprinted teas, dampened the demand. Both Blenders and Loose tea buyers were less active. As a result, withdrawals were much heavier than last. Dusts were an easier market.

Our Catalogue: (Sale 43) Avg : Tk 158.29 Sold 38.19%, (Sale 42) Avg : Tk 159.14 Sold 52.33%

Quotations – This Week – (In Taka)

Brokens	This Week	Last Week	Fannings	This week	Last Week	Dust	This week	Last Week
Best	200-210 nom	200-215 nom	Best	205-215	205-220	PD	98-231	90-233
Good	170-180	180-190	Good	170-180	180-190	RD	50-235	70-220
Good Med	155-165	165-175	Good Med	155-165	165-175	D	103-332	83-266
Medium	135-145	140-155	Medium	140-150	145-155	CD	133-330	132-272
Plain	60-100	80-110	Plain	60-100	80-110	BLF	94-115	109-130
BLF	70-120	80-120	BLF	70-120	80-120			

Exchange Rates 19th February 2024 Sterling Pound: Tk. 137.7981, dollar: Tk. 109.5000

SOURCE : NATIONAL BROKERS LTD



TEA NEWS AROUND THE GLOBE



SILIGURI MARKET

SALE NO. 07 – SALE OF 16th FEBRUARY 2024

1. MARKET DESCRIPTION :

- GOOD GENERAL DEMAND FOR THE NOMINAL QUANTITY ON OFFER.
- PRICES WERE IRREGULAR AROUND LAST WITH SOME OUT LOTS IN THE COMMON/PLAINER VARIETIES.
- BROWNER/FIBROUS DUSTS EASED AND WERE NEGLECTED.
- INTERNAL BUYERS WERE THE MAINSTAY WITH SOME SUPPORT FROM HUL AND EXPORTERS. TCPL WAS QUIET.

2. TOTAL AUCTION WEIGHTED AVERAGE (₹)

	2023-24			2022-23			UPTO SALE - 7		
	SALE - 7	SALE - 6	+/-	SALE - 7	SALE - 6	+/-	2023-24	2022-23	2021-22
CTC	115.31	114.77	0.55	133.11	132.24	0.87	162.02	176.80	178.36
DUST	109.80	111.52	-1.72	127.32	141.19	-13.87	157.94	175.83	167.76
TOTAL	114.67	114.32	0.35	132.68	132.89	-0.21	161.57	176.69	177.16

SOURCE: PARCON INDIA PVT LTD

GUWAHATI MARKET

SALE NO. 07 – SALE OF 16th FEBRUARY 2024

1. MARKET DESCRIPTION :

- LEVELS FOR GOOD/BEST CATEGORY TEAS WERE SELLING AROUND LAST. REMAINDER EASED IN LINE WITH QUALITY.
- BOLDER BROKENS WITNESSED FAIR COMPETITION.
- INTERNAL OPERATED WITH FAIR SUPPORT FROM WESTERN INDIA BUYERS.
- HUL - OPERATING, TCPL - SELECTIVE.

2. TOTAL AUCTION WEIGHTED AVERAGE (₹)

	2023-24			2022-23			UPTO SALE - 7		
	SALE - 7	SALE - 6	+/-	SALE - 7	SALE - 6	+/-	2023-24	2022-23	2021-22
CTC	132.87	125.66	7.22	138.87	139.45	-0.58	186.83	188.68	183.46
DUST	118.65	118.22	0.43	141.45	144.90	-3.44	181.43	192.29	178.87
TOTAL	128.05	123.20	4.85	139.49	140.78	-1.30	185.32	189.67	182.11

SOURCE: PARCON INDIA PVT LTD





TEA NEWS AROUND THE GLOBE

KOLKATA ORTHODOX / CTC MARKET

SALE NO. 07 – SALE OF 15th FEBRUARY 2024

1. MARKET DESCRIPTION :

- GOOD DEMAND FOR THE REDUCED WEIGHTS ON OFFER, WHICH MOSTLY COMPRISED OF SECONDARIES AND FANNINGS.
- LEVELS FOR ALL SORTS WERE IRREGULAR AROUND LAST FOLLOWING QUALITY.
- 52% TEAS SOLD BELOW RS.125/-AS COMPARED TO ONLY 33% LAST WEEK.
- EXPORTERS TO THE MIDDLE EAST AND CIS WERE ACTIVE.
- SALE 09, 10, 11 & 13 ARE DROPPED IN KOLKATA.

	WHOLE LEAF		BROKENS		FANNINGS
	1ST LINE	2ND LINE	LARGER	SMALLER	LEAFY
BEST	NQ	NQ	NQ	NQ	NQ
GOOD	NQ	NQ	NQ	NQ	NQ
MEDIUM	NQ	NQ	NQ	NQ	NQ

1. MARKET DESCRIPTION :

- LEVELS FOR ASSAMS WERE IRREGULAR, FOLLOWING QUALITY. EARLIER / REPRINTED INVOICES CONTINUED TO ELICIT BETTER ENQUIRY. MEDIUM AND PLAINER SORTS MOVED READILY, WITH FANNINGS WITNESSING BETTER DEMAND THIS WEEK.
- PLAINER DOOARS SOLD AT FIRM LEVELS.
- DUSTS FOLLOWED A SIMILAR TREND.
- INTERNAL TRADERS AND EXPORTERS OPERATED. HUL LESS FORCEFUL, WHILE WI & TCPL WERE SELECTIVE.

2. TOTAL AUCTION WEIGHTED AVERAGE (₹)

	2023-24			2022-23			UPTO SALE - 7		
	SALE - 7	SALE - 6	+/-	SALE - 7	SALE - 6	+/-	2023-24	2022-23	2021-22
CTC	139.96	138.83	1.13	155.00	152.69	2.31	199.89	208.30	203.95
DUST	132.69	128.10	4.59	160.68	152.07	8.61	209.01	227.36	207.45
TOTAL	137.88	135.57	2.31	156.11	152.60	3.52	202.61	213.68	204.94

SOURCE: PARCON INDIA PVT LTD



UPCOMING AUCTION DETAILS

Auction No.	10		09	
Dates	05 th / 06 th March 2024		27 th / 28 th February 2024	
	No. of Lots	Qty – kg	No. of Lots	Qty – kg
Ex-Estate	764	742,878	747	732,284
Main Sale Total	9,746	4,447,438	8,869	3,890,827
High & Medium	1,491	655,060	1,276	524,719
Low Grown – Leafy	1,760	661,020	1,678	588,737
Low Grown – Semi Leafy	1,430	609,728	1,418	592,294
Low Grown Tippy	2,110	1,039,493	2,012	971,586
Premium / Flowery	311	46,877	398	58,565
Off Grades	2,138	1,018,814	1,663	786,226
Dust	506	416,446	424	368,700
Grand Total	10,510	5,190,316	9,616	4,623,111
Reprints	559	271,502	426	194,735
Total No. of Lots on Offer		10,510	9,616	
Total Quantity on Offer (kg)		5,190,316	4,623,111	



SCHEDULED CLOSING DATES

Auction No.	Date of Sale	Ex-Estate	Main Sale
11	12 th / 13 th March 2024	22/02/2024	22/02/2024
12	19 th / 20 th March 2024	29/02/2024	29/02/2024
13	26 th / 27 th March 2024	07/03/2024	07/03/2024

PROMPT DATES

Auction No.	Buyers	Sellers
09	05/03/2024	06/03/2024
10	12/03/2024	13/03/2024
11	19/03/2024	20/03/2024



ORDER OF SALE (SALE NO. 09 – 27TH / 28TH FEBRUARY 2024)

Main Sale Order – 1 (Leafy / Semi Leafy / Tippy / Premium / 1A)	Main Sale Order – 2 (H & M / Off Grade / Dust)	Ex-Estate
BARTLEET PRODUCE MARKETING (PVT) LTD	ASIA SIYAKA COMMODITIES PLC.	JOHN KEELLS PLC
CEYLON TEA BROKERS PLC	JOHN KEELLS PLC	LANKA COMMODITY BROKERS LTD
ASIA SIYAKA COMMODITIES PLC.	EASTERN BROKERS. LTD.	CEYLON TEA BROKERS PLC
JOHN KEELLS PLC	CEYLON TEA BROKERS PLC	EASTERN BROKERS. LTD.
LANKA COMMODITY BROKERS LTD	LANKA COMMODITY BROKERS LTD	FORBES & WALKER TEA BROKERS (PVT) LTD
EASTERN BROKERS. LTD.	BARTLEET PRODUCE MARKETING (PVT) LTD	BARTLEET PRODUCE MARKETING (PVT) LTD
FORBES & WALKER TEA BROKERS (PVT) LTD	FORBES & WALKER TEA BROKERS (PVT) LTD	ASIA SIYAKA COMMODITIES PLC.
MERCANTILE PRODUCE BROKERS (PVT) LTD	MERCANTILE PRODUCE BROKERS (PVT) LTD	MERCANTILE PRODUCE BROKERS (PVT) LTD

[DB : HR / SG]



HOLIDAY NOTICE



We wish to inform all our valued Clients that our Head Office, Sample Room and Stores will be closed for business on the following day.

23rd February 2024

Friday

Nawam Full Moon Poya Day.





“

Do not stop thinking of life as an adventure. You have no security unless you can live bravely, excitingly, imaginatively; unless you can choose a challenge instead of competence.

– Eleanor Roosevelt

”