



TEA MARKET REPORT

JOHN KEELLS PLC

SALE NO.08 – 21ST / 22ND FEBRUARY 2023



ORDER OF SALE (SALE NO. 08 – 21ST / 22ND FEBRUARY 2023)

Main Sale Order – 1 (Leafy / Semi Leafy / Tippy / Premium / 1A)	Main Sale Order – 2 (H & M / Off Grade / Dust)	Ex-Estate
FORBES & WALKER TEA BROKERS (PVT) LTD	CEYLON TEA BROKERS PLC	EASTERN BROKERS. LTD.
CEYLON TEA BROKERS PLC	JOHN KEELLS PLC	CEYLON TEA BROKERS PLC
ASIA SIYAKA COMMODITIES PLC.	EASTERN BROKERS. LTD.	LANKA COMMODITY BROKERS LTD
JOHN KEELLS PLC	FORBES & WALKER TEA BROKERS (PVT) LTD	JOHN KEELLS PLC
EASTERN BROKERS. LTD.	MERCANTILE PRODUCE BROKERS (PVT) LTD	MERCANTILE PRODUCE BROKERS (PVT) LTD
LANKA COMMODITY BROKERS LTD	LANKA COMMODITY BROKERS LTD	ASIA SIYAKA COMMODITIES PLC.
MERCANTILE PRODUCE BROKERS (PVT) LTD	ASIA SIYAKA COMMODITIES PLC.	BARTLEET PRODUCE MARKETING (PVT) LTD
BARTLEET PRODUCE MARKETING (PVT) LTD	BARTLEET PRODUCE MARKETING (PVT) LTD	FORBES & WALKER TEA BROKERS (PVT) LTD



AUCTION DETAILS

Auction No.	08	
Dates	21 st / 22 nd February 2023	
	No. of Lots	Qty – kg
Ex Estate	707	739,541
Main Sale Total	9,306	4,260,263
High & Medium	1,233	523,284
Low Grown - Leafy	1,739	627,392
Low Grown - Semi Leafy	1,516	659,185
Low Grown Tippy	2,047	1,028,044
Premium / Flowery	407	65,401
Off Grades	1,899	928,825
Dust	465	428,132
Grand Total	10,013	4,999,804
Reprints	999	467,560
Total No. of Lots Offered	10,013	
Total Quantity Offered (kg)	4,999,804	

PROMPT DATES

Auction No.	Buyers	Sellers
08	28/02/2023	01/03/2023



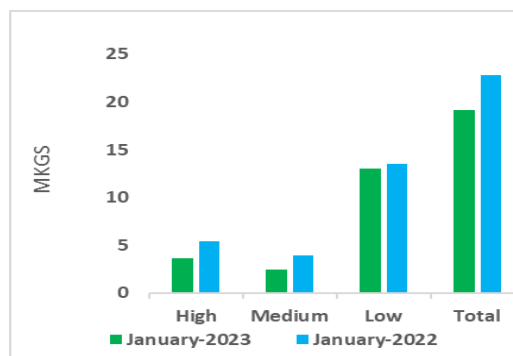
COMMENTS



Sri Lanka harvested a crop of 19.1Mkg during the Month of January 2023, which is a negative variance of 16.1% when compared to the crop harvested in January 2022. Incidentally, this is the lowest production reported for the month of January since the year 1992, which was 17.2Mkg.

The main contributor for the 19.1Mkg was from the Low Grown planting districts with 68.3%, followed by High Grown at 18.8% and the Medium Grown at 12.9%. When compared with the crop in January 2022, negative variances have been recorded in the High Grown at 34%, Low Grown at 3% and the Medium Grown at 37%.

Tea Production January 2023				
Black Tea Production According To Elevations				
Elevation	January (Kg)		Change	% Change
	2023	2022		
High	3,602,233	5,450,228	-1,847,995	-34%
Medium	2,465,070	3,891,205	-1,426,135	-37%
Low	13,070,219	13,475,781	-405,562	-3%
Total	19,137,522	22,817,214	-3,679,692	-16%



COMMENTS – Continued



The 0.73Mkg of Ex-Estate teas on offer met with irregular demand. Select Best Western High Grown BOPs gained selectively, the below best and plainer varieties were firm to easier at times. Select Best Western High Grown BOPFs gained following quality and special inquiry, the below best and plainer varieties were firm on last levels. Nuwara Eliya BOPs gained following special inquiry, the BOPF too were irregularly dearer. Uda Pussellawa BOPs were irregularly lower, the BOPFs were irregular following quality. Uva BOPs /BOPFs were mostly firm on last levels. Low grown CTC BP1s were firm, the High and Medium sorts were irregular. Low Grown CTC PF1s were marginally easier, the High and Medium sorts maintained last levels.

The 2.4Mkg of Low Grown teas which were on offer met with fair demand. In the Leafy segment, OPA's were irregularly dearer, OPs were mostly firm. OP1s met with fair demand. In the Semi Leafy segment, BOP1s were substantially lower. Pekoe/Pek-1 varieties were lower to last. In the Small Leaf segment, FBOPs were lower to last. FBOPF/FF1 varieties continued to experience lower demand. BOPF.SP, BOPF, BOP.SP and BOP grades too met with lower interest. Premium Flowery teas were lower.

Turkey, Russia and the C.I.S countries lent fair support. Iran was very selective. Libya and Iraq were active.



MARKET DESCRIPTION

Western Teas

Select best BOPs gained selectively by Rs.50/- to Rs.100/-, the below best and plainer varieties were firm to Rs.50/- to Rs.100/- easier at times. Select best BOPFs gained Rs.100/- and more following quality and special inquiry, the below best and plainer varieties were firm to Rs.50/- lower at times. Medium BOPs were firm to a little dearer, the BOPFs maintained last levels.

Nuwara Eliya Teas

BOPs gained irregularly, the BOPFs too were tending dearer.

Uva Teas

Uva BOPs were irregularly lower, the BOPFs were firm to Rs.50/- to Rs.100/- easier. Uda Pussellawa BOPs were irregularly easier, the BOPFs too were mostly firm.

CTC Teas

Low Grown CTC BP1s were firm, High and Medium sorts were irregular. Low Grown CTC PF1s were tending easier by Rs.50/- to Rs.100/-, the High and Medium sorts too were firm.

QUOTATIONS

	BOP – RS.	BOPF – RS.
Good Westerns	1700 – 2050	1700 – 1950
Average Westerns	1500 – 1650	1500 – 1650
Plainer Westerns	1300 – 1480	1400 – 1480
Western Mediums	970 – 2100	980 – 1380
Uva Teas	1120 – 1500	1240 – 1500
Nuwara Eliya Teas	1380 – 1950	1660
Uda Pussellawa Teas	1160 – 1420	1160 – 1550
CTC (BP1 and PF1)	860 – 1460	770 – 2000





MARKET DESCRIPTION

Low Grown

Select best wiry OP1s were firm, other well-twisted OP1s too along with the bolder types maintained last levels. Better twisted OPs were mostly firm, others met with mixed demand. Well-made OPAs gained irregularly, others were firm on last levels. Select best BOP1s along with the best types declined sharply, others too were mostly lower. Well-made Pekoes along with the bolder types were firm to marginally easier, others were lower to last. Shotty Pekoe1s were firm to easier, others maintained last levels.

Select best and best BOPs were lower to last by Rs.30/- to Rs.50/- with lower demand, below best types too were lower by Rs.20/- to Rs.30/-, secondary types were firm. BOP.SP.s and BOPF.SP.s met with lower demand. BOPFs followed a similar trend. Select best and best FBOPF1s were lower by Rs.50/- to Rs.60/-, below best FBOPF1s too were lower by Rs.30/- to Rs.40/-, secondaries were firm. Well-made FBOPs in the select best category were firm to lower by a few rupees, best and below best types were lower by Rs.50/- to Rs.60/- and more following quality, secondaries were firm. FBOPF varieties met with lower demand. All Premium Flowery teas were lower by Rs.50/- to Rs.100/- and more following quality.

Off Grades

Select best and best FGS1s declined by Rs.10/- to Rs.20/-, below best and poorer types were firm. Select best and best BMs were dearer by Rs.20/- to Rs.40/-, below best and poorer types were firm. Select best and best BPs were firm, below best and poorer types showed an irregular demand. Select best BOP1As maintained on last levels whilst, best BOP1As were dearer by Rs.50/- to Rs.60/- and more at times, below best and poorer sorts also maintained on last levels.

Dust

Select best and best Dust1s appreciated by Rs.10/- to Rs.15/-, below best and poorer sorts were dearer by Rs.5/- to Rs.10/-. High and Medium CTCs appreciated Rs.05/- to Rs.10/-. Low Grown CTCs were dearer by Rs.10/-. Low Grown Dust/Dust1s declined by Rs.10/- to Rs.15/- and more as the sale progressed.



QUOTATIONS

	Select Best	Best	Below Best	Others
LIQUORING				
DUST-1	1700.00 - 2050.00	1600.00 - 1690.00	1500.00 - 1590.00	1400.00 - 1490.00
OFF GRADES				
FGS1	1420.00 - 1460.00	1350.00 - 1410.00	900.00 - 1340.00	640.00 - 890.00
FGS	950.00 - 1100.00	860.00 - 940.00	750.00 - 850.00	500.00 - 740.00
LOW GROWNS				
FBOPF / FFSP / FFEXSP	3600.00 - 6550.00	2800.00 - 3400.00	1800.00 - 2600.00	1000.00 - 1700.00
BOP	2100.00 - 2850.00	1500.00 - 2000.00	1100.00 - 1400.00	850.00 - 1050.00
BOPSP	2000.00 - 2550.00	1500.00 - 1900.00	1100.00 - 1400.00	850.00 - 1050.00
BOPF	1800.00 - 2300.00	1300.00 - 1700.00	900.00 - 1200.00	700.00 - 820.00
FBOPF1	2000.00 - 2350.00	1700.00 - 1950.00	1400.00 - 1600.00	800.00 - 1350.00
FBOP	2000.00 - 2450.00	1700.00 - 1950.00	1400.00 - 1700.00	900.00 - 1200.00
BOP1	2500.00 - 2850.00	1800.00 - 2350.00	1350.00 - 1500.00	1100.00 - 1300.00
OP1	2750.00 - 3550.00	2350.00 - 2600.00	1800.00 - 2100.00	1350.00 - 1600.00
OP	2000.00 - 2550.00	1800.00 - 1950.00	1650.00 - 1800.00	1100.00 - 1600.00
OPA	1850.00 - 2300.00	1650.00 - 1800.00	1350.00 - 1600.00	900.00 - 1300.00
PEKOE	2000.00 - 2650.00	1850.00 - 1950.00	1600.00 - 1800.00	1000.00 - 1400.00
PEKOE1	2050.00 - 2550.00	1850.00 - 2000.00	1650.00 - 1800.00	1100.00 - 1400.00
DUST / DUST1	900.00 - 1000.00	800.00 - 890.00	700.00 - 790.00	650.00 - 690.00



- **Top Prices**
- **Colombo Auction Averages**
- **All Brokers Private Sale Figures**



TOP PRICES (SALE NO. 08 – 21ST / 22ND FEBRUARY 2023)



WESTERN HIGH			
BOP		Somerset	2100.00
BOPSP		Somerset	1650.00
		Queensberry	1650.00
BOPF/BOPFSP		Great Western	1900.00
FBOP/FBOP1	*	St Andrews	1700.00
FBOPF/FBOPF1		Glenloch	1650.00
BOP1	*	St Andrews	2050.00
OP/OPA	*	Inverness	1650.00
	**	St Andrews	1650.00
	*	Venture	1650.00
		Queensberry	1650.00
		Glenloch	1650.00
OP1	*	Venture	1900.00
PEKOE/PEKOE1		Glenloch	2100.00

WESTERN MEDIUM			
BOP	*	Nayapane	2100.00
BOPSP		Windsorforest	1700.00
BOPF/BOPFSP		Loolecondara	1380.00
		Hope	1380.00
FBOP/FBOP1		Craighead	2300.00
		Harangalla	2300.00
FBOPF/FBOPF1		Dartry Valley	2050.00
BOP1		Hatale	1950.00
OP/OPA		Orange Field	1800.00
		Harangalla	1800.00
OP1		Harangalla	1850.00
		Dartry Valley	1850.00
PEKOE/PEKOE1		Dartry Valley	2250.00

UDA PUSSELLAWA			
BOP		Luckyland	1420.00
BOPSP		-	
BOPF/BOPFSP		Kirklees	1550.00
FBOP/FBOP1		Delmar	1480.00
FBOPF/FBOPF1		Alma	1550.00
		Delmar	1550.00
BOP1		Gonapitiya	1220.00
OP/OPA		Alma	1600.00
		Delmar	1600.00
OP1		Gampaha	1600.00
PEKOE/PEKOE1		Blairlmond	2100.00

UVA HIGH			
BOP	*	Pitaratmalie	1420.00
		Bandaraeliya	1420.00
BOPSP		Ranaya	1550.00
BOPF/BOPFSP		Bandaraeliya	1500.00
FBOP/FBOP1	*	Aislaby	1750.00
FBOPF/FBOPF1	*	Uvakellie	1650.00
BOP1		Glenanore	1800.00
OP/OPA	*	Glenanore	1700.00
OP1		Aislaby	1800.00
PEKOE/PEKOE1		Ranaya	2150.00

UVA MEDIUM			
BOP		Dickwella	1600.00
BOPSP		Sarnia Plaiderie	1550.00
BOPF/BOPFSP		Dickwella	1550.00
FBOP/FBOP1	*	Telbedde	1750.00
		Halpewatta Uva	1750.00
FBOPF/FBOPF1		Misty-Uva	1700.00
		Demodera 'S'	1700.00
BOP1	*	Glen Alpin	2050.00
OP/OPA		Aruna Passara	1700.00
		Tinioya	1700.00
		High Spring	1700.00
OP1		Tinioya	1900.00
PEKOE/PEKOE1		Tinioya	2150.00

CTC HIGH			
PF1		Ulugedara CTC	1380.00
BP1	+	Dunsinane CTC	1420.00
BPS		-	
OF		-	

CTC MEDIUM			
PF1		New Peacock CTC	1400.00
BP1	*	Delta CTC	1340.00
BPS	*	Donside CTC	1060.00
		Aultmore CTC	1060.00
OF		-	

NUWARA ELIYA			
BOP		Mahagastotte	1950.00
BOPSP		-	
BOPF/BOPFSP	*	Lovers Leap	1650.00
FBOP/FBOP1	*	Lovers Leap	1800.00
OP/OPA	*	Kenmare	1320.00
PEKOE/PEKOE1		Court Lodge	1700.00

CTC LOW			
PF1	*	Hingalgoda CTC	2000.00
BP1		Ceciliyan CTC	1460.00
BPS		-	
OF		-	



TOP PRICES (SALE NO. 08 – 21ST / 22ND FEBRUARY 2023)



LOW			
BOP		Pothotuwa	2850.00
BOPSP		Stream Line	2550.00
	*	Ceciliyan	2000.00
BOPF		Sithaka	2300.00
	*	Berubeula	1700.00
BOPFSP		Makandura	2300.00
FBOP		Sithaka	2450.00
FBOP1		Brombil	2200.00
FBOPF		Gunawardana	2300.00
FBOPF1		Pothotuwa	2350.00
	*	New Kandadola	2300.00
BOP1		Sithaka	2850.00
OP1		Lumbini	3550.00
		Pothotuwa	3550.00
OP		Golden Garden	2550.00
OPA		Magedara	2300.00
PEKOE		Lumbini	2650.00
PEKOE1		Hidellana	2550.00

PREMIUM			
FBOPFSP		Wikiliya	5450.00
FBOPFEXSP		Nilrich	6550.00
FBOPFEXSP1		Susantha	3750.00

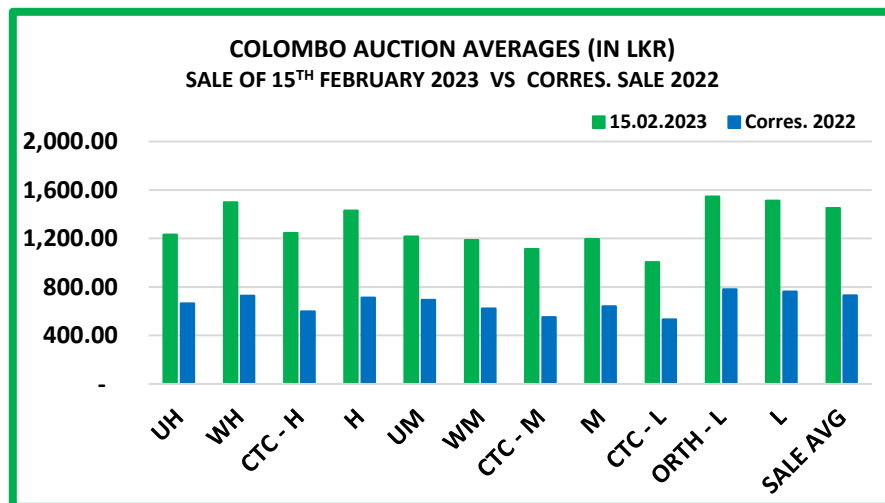
DUST			
DUST1	*	Mattakelle	2050.00
P.DUST	*	Hingalgoda CTC	1730.00

OFF GRADES			
FNGS/FNGS1		Mattakelle	1460.00
PFNGS	*	Hingalgoda CTC	1550.00
BM		Natherville	1700.00
BP		Green Lanka	1550.00
BOP1A		Garden Leaf	1850.00

**** MORE THAN ONE TOP PRICE OBTAINED**
*** TEAS SOLD BY JOHN KEELLS PLC**
+ ALL TIME RECORD PRICE
++ ALL TIME RECORD PRICE EQUALED



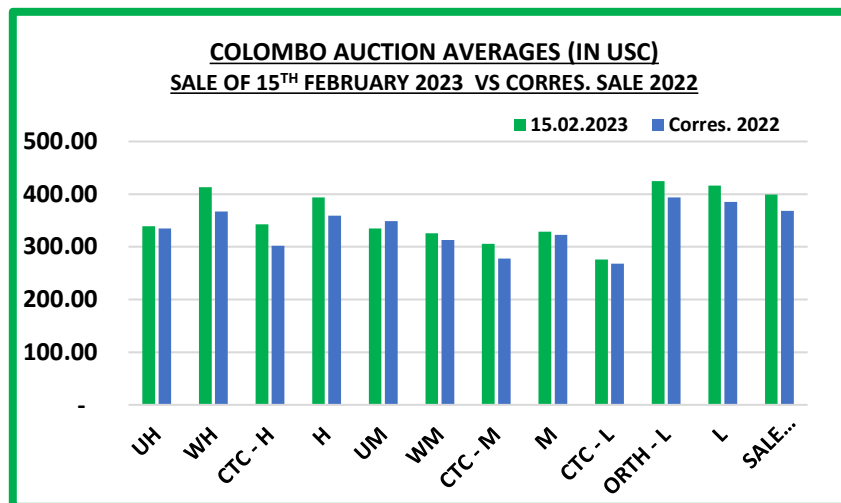
COLOMBO AUCTION AVERAGES



	Sale of 08/02/2023In LKR	Sale of 15/02/2023 In LKR	Corres. 2022 In LKR
Uva High Grown	1188.24	1231.56	664.64
Western High Grown	1476.55	1500.21	729.21
CTC High Grown	1282.65	1246.61	598.53
Summary of High Grown	1405.55	1430.31	713.28
Uva Medium Grown	1182.23	1217.04	693.34
Western Medium Grown	1159.34	1186.46	621.88
CTC Medium Grown	1124.93	1113.73	551.41
Summary of Medium Grown	1165.65	1194.56	642.14
CTC Low Grown	1025.77	1005.00	532.23
Orthodox Low Grown	1512.46	1546.53	781.65
Summary of Low Grown	1485.66	1513.45	763.39
TOTAL SALE AVERAGE	1428.59	1451.35	730.89



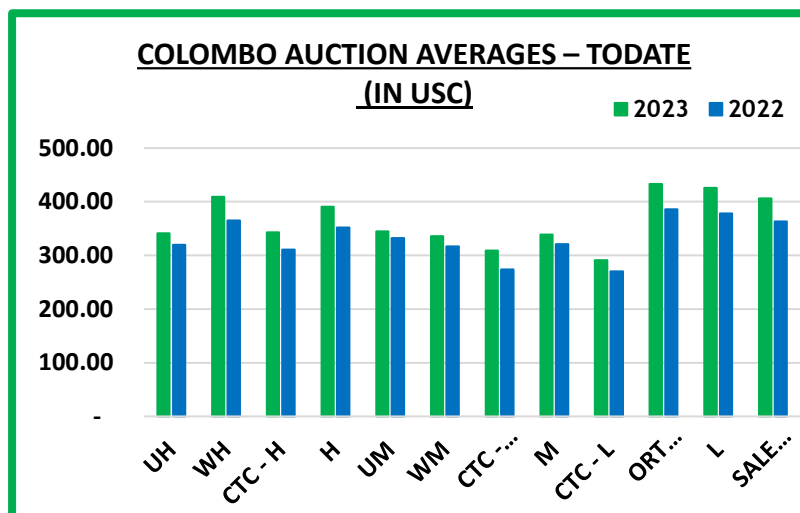
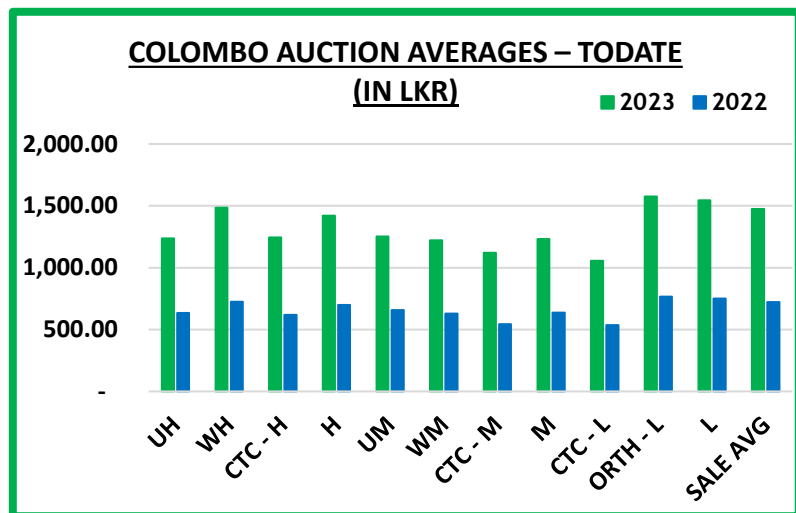
COLOMBO AUCTION AVERAGES



	Sale of 08/02/2023 In USC	Sale of 15/02/2023 In USC	Corres. 2022 In USC
Uva High Grown	327	339	335
Western High Grown	406	413	367
CTC High Grown	353	343	302
Summary of High Grown	387	394	359
Uva Medium Grown	325	335	349
Western Medium Grown	319	326	313
CTC Medium Grown	309	306	278
Summary of Medium Grown	321	329	323
CTC Low Grown	282	276	268
Orthodox Low Grown	416	425	394
Summary of Low Grown	409	416	385
TOTAL SALE AVERAGE	393	399	368



COLOMBO AUCTION AVERAGES



January to Date (Sale No.07)	2023 LKR	2022 LKR	2023 USC	2022 USC
Uva High Grown	1237.72	634.61	341	320
Western High Grown	1484.67	724.50	409	365
CTC High Grown	1245.16	617.62	343	311
Summary of High Grown	1419.10	699.12	391	352
Uva Medium Grown	1253.38	658.17	345	332
Western Medium Grown	1221.79	629.10	336	317
CTC Medium Grown	1121.10	544.42	309	274
Summary of Medium Grown	1230.91	637.73	339	321
CTC Low Grown	1056.58	535.29	291	270
Orthodox Low Grown	1574.32	767.11	433	386
Summary of Low Grown	1545.55	750.80	426	378
TOTAL SALE AVERAGE	1474.10	721.15	406	363



COLOMBO AUCTION AVERAGES

FROM 01 ST TO 15 TH FEBRUARY 2023	LKR
Uva High Grown	1211.11
Western High Grown	1495.97
Summary of High Grown	1422.35
Uva Medium Grown	1187.27
Western Medium Grown	1172.32
Summary of Medium Grown	1176.30
Summary of Low Grown	1484.82
TOTAL SALE AVERAGE	1429.16



ALL BROKERS PRIVATE SALE FIGURES (FOR THE PERIOD – 13TH TO 18TH FEBRUARY 2023)

	WEEKLY	TODATE
High & Medium	39,933.00	370,821.35
Low	13,118.00	55,874.00
Green Tea	32,380.00	224,920.00
Organic Tea	4,638.00	49,767.00
BMF	64,537.00	336,138.00
Direct Sales	-	-
Forward Contract	67,960.00	448,048.00





- **Crop and Weather**
- **Crop Figures**
- **Tea News**
- **Circular**

CROP AND WEATHER - FOR THE PERIOD OF – 13TH TO 19TH FEBRUARY 2023



Western

Bright weather conditions were reported at the beginning of the week in Dickoya, Agarapatana and Bogowantalawa whilst, bright weather conditions with evening showers prevailed thereafter.



Nuwara Eliya

Sunny weather conditions were experienced at the beginning of the week in Nuwara Eliya and Kandapola districts whilst, rainy weather conditions prevailed thereafter.



Uva

Bright weather conditions were recorded at the beginning of the week in Lunugala, Haputale and Badulla whilst, dull weather conditions with evening showers prevailed thereafter.



Low Grown

Sunny weather conditions were experienced throughout the week in Rathnapura and Galle districts. Bright weather conditions were reported at the beginning of the week in the Deniyaya district whilst, rainy weather conditions prevailed thereafter.



Crop

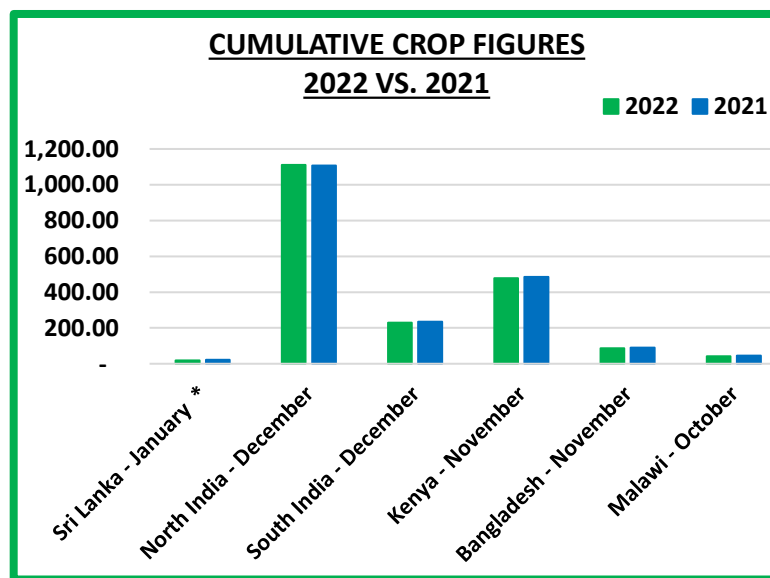
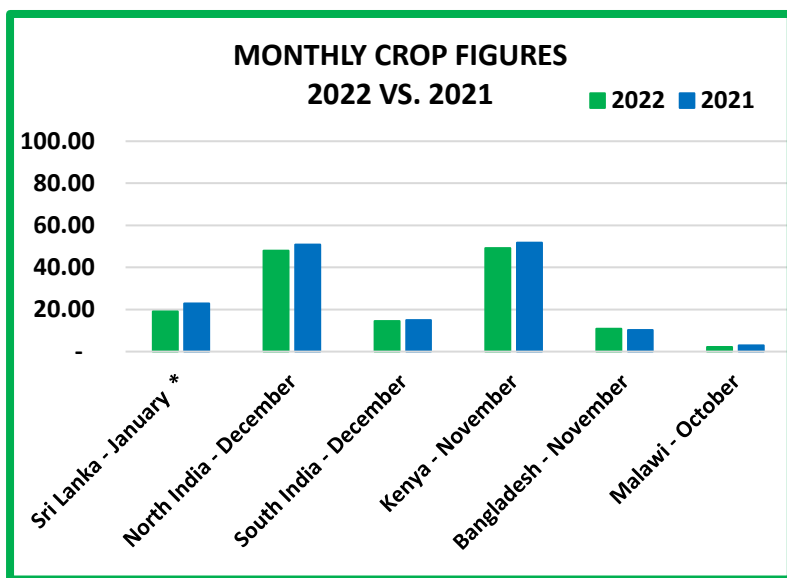
Crop intakes are low.



CROP FIGURES OF MAJOR PRODUCING & EXPORTING COUNTRIES

Country	Month	2022 * 2023	2021 * 2022	Cumulative + Inc. / Dec.	Cumulative	2022 * 2023	2021 * 2022	Cumulative + Inc. / Dec.
Sri Lanka	January	* 19.13	* 22.81	- 3.68	Upto January	* 19.13	* 22.81	- 3.68
North India	December	47.95(E)	50.84	- 2.89	Upto December	1110.37(E)	1108.04	+ 2.33
South India	December	14.47(E)	15.01	- 0.54	Upto December	230.12(E)	235.02	- 4.90
Kenya	November	49.22	50.71	- 1.49	Upto November	477.99	485.30	- 7.31
Bangladesh	November	10.84	10.24	+ 0.60	Upto November	86.05	89.57	- 3.52
Malawi	October	2.11	2.93	- 0.82	Upto October	41.44	45.39	- 3.95

(E) - Estimated





SRI LANKA TEA CROP

We give below the Sri Lanka Tea Crop for the month of January 2023 together with the corresponding figures for 2022.

	JANUARY	
	2023	2022
ORTHODOX		
High Grown	3,231,871	4,774,683
Medium Grown	1,911,466	3,032,738
Low Grown	12,222,933	12,549,578
TOTAL	17,366,271	20,356,999
CTC		
High Grown	286,858	556,734
Medium Grown	475,967	752,803
Low Grown	846,793	926,201
TOTAL	1,609,618	2,235,738
TOTAL BLACK PRODUCTION		
High Grown	3,518,729	5,331,417
Medium Grown	2,387,432	3,785,541
Low Grown	13,069,726	13,475,779
TOTAL	18,975,888	22,592,737
GREEN TEA		
High Grown	83,504	118,812
Medium Grown	77,638	105,664
Low Grown	493	2
TOTAL	161,634	224,477
TOTAL PRODUCTION		
High Grown	3,602,233	5,450,228
Medium Grown	2,465,070	3,891,205
Low Grown	13,070,219	13,475,781
TOTAL	19,137,522	22,817,214

SOURCE : SRI LANKA TEA BOARD



SRI LANKA TEA CROP - Continued;



Tea Production January 2023				
Black Tea Production According To Elevations				
Elevation	January (Kg)			
	2023	2022	Change	% Change
High	3,602,233	5,450,228	-1,847,995	-34%
Medium	2,465,070	3,891,205	-1,426,135	-37%
Low	13,070,219	13,475,781	-405,562	-3%
Total	19,137,522	22,817,214	-3,679,692	-16%
Tea Production According To Categories				
Production	January (Kg)			
	2023	2022	Change	% Change
ORTHODOX	17,366,271	20,356,999	-2,990,728	-15%
CTC	1,609,618	2,235,738	-626,120	-28%
GREEN TEA	161,634	224,477	-62,843	-28%
Total	19,137,522	22,817,214	-3,679,692	-16%

SOURCE : SRI LANKA TEA BOARD



TEA NEWS AROUND THE GLOBE

MOMBASA MARKET

SALE NO. 08 – SALE OF 20TH, 21ST & 22ND FEBRUARY 2023

Good and improved demand for the 242,022 packages (16,269,167.00 kilos) on offer with 32.91% remaining unsold.

OFFERINGS

Leaf Grades	-	130,720 packages (8,588,669.00 kilos) – 33.05% unsold.
Dust Grades	-	84,080 packages (6,287,626.00 kilos) – 39.44% unsold.
Secondary Grades	-	27,222 packages (1,392,872.00 kilos) – 12.12% unsold.

MARKETS

Afghanistan and **Egyptian Packers** lent strong support and were dominant with **Yemen** and **other Middle Eastern countries** more active. **Sudan, UK, Russia, Kazakhstan** and **other CIS states** maintained enquiry while **Iran** and **Pakistan Packers** showed selective interest. **Bazaar** were quiet while **Local Packers** maintained activity. **Somalia** were active at the lower end of the market.

LEAF GRADES (M2)

BP1:

Best – Were irregular with some teas advancing by up to USC29 while others were discounted by up to USC24 and select invoices lost up to USC103.

Brighter – Saw reduced competition and were firm to USC26 below previous levels.

Mediums – KTDA mediums were steady to USC10 easier while plantation mediums lost up to USC26 but a few lines gained by up to USC14.

Lower Mediums – Met good but irregular interest and ranged between firm to USC20 dearer with a few invoices gaining USC30 to USC40 to easier by USC15.

Plainer – Were steady to dearer by up to USC16.

PF1:

Best – Saw improved but irregular activity varying between firm to USC40 dearer for most teas to easier by up to USC18.

Brighter – Appreciated by up to USC20.

Mediums – KTDA mediums were firm to USC15 dearer but a few lines shed up to USC6; plantation mediums advanced by up to USC7 and select teas were dearer by USC26 but a few invoices lost up to USC8.

Lower Mediums – Were irregular varying between USC16 dearer to easier by up to USC18.

Plainer – Ranged between steady to USC23 dearer to easier by up to USC12.

DUST GRADES (M1)

PD

Best – Ranged between steady to USC20 above previous levels to easier by up to USC16.

Brighter – Were firm to USC15 dearer.

Mediums – Most KTDA mediums were steady at last rates but some lines varied between USC8 dearer to easier by USC5 while plantation mediums ranged between firm to USC12 dearer to USC8 below last prices.

Lower Medium – Appreciated by up to USC14 but some lines shed up to USC22.

Plainer – Were well competed for and advanced by up to USC36 but a few teas lost up to USC12.



TEA NEWS AROUND THE GLOBE



MOMBASA MARKET – Continued ;

DUST1:

Best – Were irregular varying between USC9 dearer to USC18 below last prices.

Brighter – Firm at last levels .

Mediums – KTDA mediums ranged between steady to USC12 dearer to easier by up to USC9 where sold; plantation mediums were irregular with some invoices advancing by up to USC10 while others shed up to USC4.

Lower Medium – Were steady to USC14 dearer but a few lines lost up to USC20.

Plainer – Saw more interest and gained up to USC26 but a few invoices shed by USC4 to USC10.

SECONDARY GRADES (S1)

In the Secondary Catalogues, **BP**s appreciated with **PF**s dearer. Clean well sorted coloury **Fannings** gained while **similar DUSTs** held value. **Other Fannings** were barely steady with **DUSTs** irregular but on balance dearer. **BMF**s were well absorbed at previous levels.

QUOTATIONS	BROKENS	FANNINGS
Best	255 – 376	264 – 344
Good	255 – 295	262 – 294
Good Medium	255 – 280	262 – 294
Medium (KTDA)	250 – 268	244 – 280
Medium (Plantations)	160 – 232	150 – 248
Lower Medium	115 – 228	120 – 212
Plainer	105 – 148	095 – 163

AUCTION	KENYA 2022 \$	KENYA 2023 \$	TOTAL 2022 \$	TOTAL 2023 \$
04	2.76	2.22	2.56	2.05
05	2.80	2.21	2.62	2.03
06	2.74	2.26	2.58	2.10

SOURCE : AFRICA TEA BROKERS LTD.



TEA NEWS AROUND THE GLOBE



CHITTAGONG MARKET

SALE NO.42 – 20TH FEBRUARY 2023

CTC LEAF: 46,967 packages of Current Season teas on offer met with fair demand at lower rates.

BROKENS: A few lines of clean Brokens on offer met with a good demand and were mostly firm on last. All others witnessed a fair demand and prices eased quite considerably. Withdrawals were quite heavy. BLF teas continued to meet with a fairly good demand at around last levels.

FANNINGS: A handful of clean Fannings on offer met with a good demand and were about steady. All other varieties met with less demand and price levels took a sharp decline. Here again withdrawals were quite heavy. BLF teas continued to meet with a fairly good demand at around last levels.

CTC DUST: 10,460 packages of Current Season teas on offer met with fairly good demand. Good liquoring varieties met with some competition and sold at around last levels. Mediums met with good demand but prices were easier by Tk.10/- to Tk.15/- closely following quality. Plain and BLF saw some demand with fair withdrawals. Blenders were quite active with fair interest from the Loose tea buyers.

COMMENTS: Once again offerings comprised of mostly end of season varieties. Both Blenders and Loose tea buyers were a little more active with the latter competing quite actively at the bottom end of the market. As a result, there were a little less withdrawals compared to last although prices dropped substantially following quality.

Dusts sold well.

Our catalogue: (Sale 42) Avg: Tk 157.90, Sold 63.3 % & (Sale 41) Avg: Tk 182.01, sold 52.9%.

Quotations – This Week – (In Taka)

Brokens	This Week	Last Week	Fannings	This week	Last Week	Dust	This week	Last Week
Large	NQTA	180-200 nom	Best	225-245 nom	225-250 nom	PD	125-219	140-255
Medium	170-190	180-200	Good	185-200	200-215	RD	102-265	111-290
Small	175-200	185-210	Medium	140-170	160-180	D	132-298	100-305
Plain	80-120	100-130	Plain	85-120	100-130	CD	131-294	143-290
BLF	115-150	120-145	BLF	115-150	120-145	BLF	115-172	111-190

Exchange Rates 20th February 2023 Sterling Pound: Tk. 123.9502, dollar: Tk. 103.0000

SOURCE : NATIONAL BROKERS LTD



TEA NEWS AROUND THE GLOBE



SILIGURI MARKET

SALE NO. 07 – SALE OF 15TH FEBRUARY 2023

1. MARKET DESCRIPTION :

- STRONG DEMAND FOR THE NOMINAL WEIGHT ON OFFER AT IRREGULAR LEVELS.
- DUSTS, PRIMARILY COMPRISING OFFERINGS FROM BETTER MEDIUM, MEDIUM AND COMMON/PLAINER VARIETIES, RESULTED IN LOWER AVERAGES OVER LAST WEEK.
- INTERNAL MAINSTAY WITH SELECTIVE SUPPORT FROM BLENDERS AND EXPORTERS.

2. TOTAL AUCTION WEIGHTED AVERAGE (₹)

	2022-23			2021-22			UPTO SALE - 7		
	SALE - 7	SALE - 6	+/-	SALE - 7	SALE - 5	+/-	2022-23	2021-22	2020-21
CTC	133.11	132.24	0.87	DROPPE D	129.62	-129.62	176.80	178.36	201.71
DUST	127.32	141.19	-13.87	DROPPE D	131.62	-131.62	175.83	167.76	195.65
TOTAL	132.68	132.89	-0.21	DROPPE D	129.89	-129.89	176.69	177.16	200.98

SOURCE: PARCON INDIA PVT LTD

GUWAHATI MARKET

SALE NO. 07 – SALE OF 16TH FEBRUARY 2023

1. MARKET DESCRIPTION :

- GOOD DEMAND.
- NOMINAL QUANTITY ON OFFER SOLD AT LEVELS IRREGULAR AROUND LAST. SOME CLEANER SORTS WERE WELL COMPETED FOR.
- MAJOR BLENDERS & WESTERN INDIA BUYERS WERE VERY SELECTIVE, WHILE INTERNAL BUYERS LENT GOOD SUPPORT.
- SOME EXPORT ENQUIRY SEEN ON BOLDER BROKENS.

2. TOTAL AUCTION WEIGHTED AVERAGE (₹)

	2022-23			2021-22			UPTO SALE - 7		
	SALE - 7	SALE - 6	+/-	SALE - 7	SALE - 6	+/-	2022-23	2021-22	2020-21
CTC	138.87	139.45	-0.58	135.35	142.17	-6.82	188.68	183.46	216.07
DUST	141.45	144.90	-3.44	131.36	138.44	-7.08	192.29	178.87	225.56
TOTAL	139.49	140.78	1.30	134.03	140.76	-6.73	189.67	182.11	219.10

SOURCE: PARCON INDIA PVT LTD





TEA NEWS AROUND THE GLOBE

KOLKATA ORTHODOX / CTC MARKET

SALE NO. 07 – SALE OF 15TH FEBRUARY 2023

1. MARKET DESCRIPTION :

- STRONG DEMAND FOR THE NOMINAL WEIGHT ON OFFER WHICH WERE READILY ABSORBED.
- THE FEW CLEANER WELL MADE SORTS MAINTAINED LEVELS AND SOLD WELL.
- THE REMAINDER SOLD IN LINE WITH QUALITY.
- EXPORTERS TO THE MIDDLE EAST AND CIS WERE ACTIVE.

	WHOLE LEAF		BROKENS		FANNINGS
	1ST LINE	2ND LINE	LARGER	SMALLER	LEAFY
BEST	NQ	NQ	NQ	NQ	NQ
GOOD	NQ	NQ	NQ	NQ	NQ
MEDIUM	NQ	NQ	NQ	NQ	NQ

1. MARKET DESCRIPTION :

- DEMAND- GOOD FOR LEAF STRONG FOR DUST.
- ASSAMS AND CACHARS WERE IRREGULAR AROUND LAST, EARLIER INVOICES CONTINUED TO ELICIT BETTER ENQUIRY.
- TEAS FROM DOOARS SOLD AT STEADY RATES.
- DUST FOLLOWED A SIMILAR TREND.
- EXPORTERS AND INTERNAL TRADERS WERE MAINSTAY. MAJOR BLENDERS WERE SELECTIVE.

2. TOTAL AUCTION WEIGHTED AVERAGE (₹)

	2022-23			2021-22			UPTO SALE - 7		
	SALE - 7	SALE - 6	+/-	SALE - 7	SALE - 5	+/-	2022-23	2021-22	2020-21
CTC	155.00	152.69	2.31	DROPPED	152.17	-152.17	209.08	203.95	225.17
DUST	160.68	152.07	8.61	DROPPED	141.41	-141.41	228.20	207.45	233.42
TOTAL	156.11	152.60	3.52	DROPPED	148.65	-148.65	214.47	204.94	227.61

SOURCE: PARCON INDIA PVT LTD



UPCOMING AUCTION DETAILS

Auction No.	10		09	
Dates	07 th / 08 th March 2023		28 th Feb. / 01 st March 2023	
	No. of Lots	Qty – kg	No. of Lots	Qty – kg
Ex-Estate	688	719,147	643	656,721
Main Sale Total	9,741	4,524,006	8,541	3,793,745
High & Medium	1,302	565,062	1,166	479,827
Low Grown – Leafy	1,863	681,950	1,678	594,737
Low Grown – Semi Leafy	1,567	696,173	1,475	614,928
Low Grown Tippy	2,077	1,029,750	1,792	861,044
Premium / Flowery	276	45,331	358	54,162
Off Grades	2,148	1,053,129	1,674	827,091
Dust	508	452,611	398	361,956
Grand Total	10,429	5,243,153	9,184	4,450,466
Reprints	698	353,470	619	294,508
Total No. of Lots on Offer	10,429		9,184	
Total Quantity on Offer (kg)	5,243,153		4,450,466	



SCHEDULED CLOSING DATES

Auction No.	Date of Sale	Ex-Estate	Main Sale
11	14 th / 15 th March 2023	23/02/2023	23/02/2023
12	21 st / 22 nd March 2023	02/03/2023	02/03/2023
13	28 th / 29 th March 2023	09/03/2023	09/03/2023

PROMPT DATES

Auction No.	Buyers	Sellers
09	07/03/2023	08/03/2023
10	14/03/2023	15/03/2023
11	21/03/2023	22/03/2023



ORDER OF SALE (SALE NO. 09 – 28TH FEB. / 01ST MARCH 2023)

Main Sale Order – 1 (Leafy / Semi Leafy / Tippy / Premium / 1A)	Main Sale Order – 2 (H & M / Off Grade / Dust)	Ex-Estate
CEYLON TEA BROKERS PLC	ASIA SIYAKA COMMODITIES PLC.	CEYLON TEA BROKERS PLC
ASIA SIYAKA COMMODITIES PLC.	JOHN KEELLS PLC	LANKA COMMODITY BROKERS LTD
JOHN KEELLS PLC	EASTERN BROKERS. LTD.	JOHN KEELLS PLC
EASTERN BROKERS. LTD.	CEYLON TEA BROKERS PLC	MERCANTILE PRODUCE BROKERS (PVT) LTD
LANKA COMMODITY BROKERS LTD	LANKA COMMODITY BROKERS LTD	ASIA SIYAKA COMMODITIES PLC.
MERCANTILE PRODUCE BROKERS (PVT) LTD	BARTLEET PRODUCE MARKETING (PVT) LTD	BARTLEET PRODUCE MARKETING (PVT) LTD
BARTLEET PRODUCE MARKETING (PVT) LTD	FORBES & WALKER TEA BROKERS (PVT) LTD	FORBES & WALKER TEA BROKERS (PVT) LTD
FORBES & WALKER TEA BROKERS (PVT) LTD	MERCANTILE PRODUCE BROKERS (PVT) LTD	EASTERN BROKERS. LTD.

[DB : HR / SG]



COLOMBO TEA TRADERS' ASSOCIATION

THE OFFICE OF THE CTTA, No. 50, NAVAM MAWATHA, COLOMBO 02.

Telephone: 011 5588848, 5588849; E-mail ; hemaratne@ctta.lk / nisansala@ctta.lk

CIRCULAR NO.06 OF 2023

FEBRUARY 20, 2023

STORAGE CHARGES FOR COLOMBO WAREHOUSES

Considering the overall escalation in cost, the Committee at its meeting held on February 02, 2023, decided to revise current storage charges for warehouses detailed in By-law 33 as follows;

- The current rate is Rs.3.25 per package per day commencing from the 22nd day until the 60th day revised to Rs. 3.75 per package per day.
- 61st day onwards and until and including the day on which the Buyer takes delivery of the tea, the current rate of Rs.10.40 per package per day is revised to Rs. 12.00 per package per day.

The above-revised charges will be effective from February 01.2023.

OFFICE OF THE CTTA
THE COLOMBO TEA TRADERS' ASSOCIATION





“

Do the difficult things while they are easy and do the great things while they are small. A journey of a thousand miles must begin with a single step.

”

— *Lao Tzun*