



TEA MARKET REPORT

JOHN KEELLS PLC

SALE NO. 08 – 22ND / 23RD FEBRUARY 2021

ORDER OF SALE (SALE NO. 08 – 22ND / 23RD FEBRUARY 2021)

Main Sale Order – 1 (Leafy / Semi Leafy / Tippy / Premium / 1A)	Main Sale Order – 2 (H & M / Off Grade / Dust)	Ex-Estate
F & W Tea Brokers (Pvt) Ltd	Ceylon Tea Brokers Plc	JOHN KEELLS PLC
Ceylon Tea Brokers Plc	JOHN KEELLS PLC	Asia Siyaka Commodities Pvt. Ltd
Asia Siyaka Commodities Pvt. Ltd	Eastern Brokers. Ltd.	Bartleet Produce Marketing (Pvt) Ltd
JOHN KEELLS PLC	F & W Tea Brokers (Pvt) Ltd	F & W Tea Brokers (Pvt) Ltd
Eastern Brokers. Ltd.	Mercantile Produce Brokers (Pvt) Ltd	Ceylon Tea Brokers Plc
Lanka Commodity Brokers Ltd	Lanka Commodity Brokers Ltd	Eastern Brokers. Ltd.
Mercantile Produce Brokers (Pvt) Ltd	Asia Siyaka Commodities Pvt. Ltd	Mercantile Produce Brokers (Pvt) Ltd
Bartleet Produce Marketing (Pvt) Ltd	Bartleet Produce Marketing (Pvt) Ltd	Lanka Commodity Brokers Ltd



AUCTION DETAILS

Auction No.	08	
Dates	22 nd / 23 rd February 2021	
	No. of Lots	Qty – kg
Ex Estate	832	947,849
Main Sale Total	10,114	5,124,236
High & Medium	1,289	600,978
Low Grown - Leafy	2,018	860,036
Low Grown - Semi Leafy	1,879	920,850
Low Grown Tippy	2,008	1,052,321
Premium / Flowery	430	73,341
Off Grades	1,958	1,084,896
Dust	532	531,814
Grand Total	10,946	6,072,085
Reprints	789	425,354
Total No. of Lots Offered	10,946	
Total Quantity Offered (kg)	6,072,085	

PROMPT DATES

Auction No.	Buyers	Sellers
08	01/03/2021	02/03/2021



COMMENTS

The 0.95Mkgs of Ex Estate teas on offer met with fair demand. Bright Western High Grown BOPs sold well following special inquiry, other good invoices were irregular following quality, the below best and plainer varieties were firm. Bright Western High Grown BOPFs advanced following special inquiry, other good coloury invoices too were dearer, the below best and plainer sorts were marginally dearer. Nuwara Eliya BOPs were irregular following quality, the BOPFs too followed a similar trend. Udupussellawa BOP / BOPFs were firm on last levels. Uva BOPs were dearer following special inquiry, the BOPFs were firm to a little dearer at times. Low Grown CTC BP1s were mostly firm on last levels, High and Medium sorts were barely steady. Low Grown PF1s were easier from last week's levels, High and Medium sorts were firm.

The 2.8Mkgs of Low Grown teas which were on offer met with good demand. Select best and best OP1s were firm, others met with irregular demand. Select best and best BOP1s sold at last week's closing levels. Select best and best OPAs gained a few rupees, others too met with improved demand. Best OPs were firm, others were irregular. Well-made bold Pekoes were dearer. Shotty Pekoe1s maintained last levels. In the Small Leaf segment, select best BOP.SP / BOPF.SP and BOPFs were firm. Select best BOPs were irregularly lower to last. Select best FBOPs met with fair demand, others were irregularly lower to last. Select best and best FBOPF1s were firm to irregularly lower. FBOPF varieties were lower. Well-made Premium Flowery teas were firm to dearer, others met with good demand.

Turkey, Iran, Russia and the C.I.S. countries lent fair support. Libya and Iraq were active.





MARKET DESCRIPTION

Western Teas

Bright Western High Grown BOPs appreciated Rs.20/- to Rs.40/- and at times more on account of special inquiry, the balance met with irregular demand, below best types met with fair demand but were lower by Rs.10/- to Rs.20/- at times, plainer sorts maintained last levels. Bright liquoring BOPFs appreciated Rs.20/- to Rs.30/- and at times more along with some of the select best coloury sorts. However, the below best and plainer sorts were firm to marginally dearer at times. Better Medium BOPs appreciated Rs.20/- to Rs.30/-, the balance maintained last levels, BOPFs appreciated Rs.10/- to Rs.20/-.

Nuwara Eliya Teas

BOP / BOPF appreciated selectively following special inquiry.

Uva Teas

Better BOPs appreciated Rs.30/- to Rs.40/-, whilst the others maintained. A few better BOPFs appreciated Rs.10/- to Rs.20/-, whilst the others were firm. Udapussellawa BOPs and BOPFs maintained.

CTC Teas

A few Low Grown BP1s appreciated Rs.10/- to Rs.20/-, the balance barely maintained, PF1s were lower by Rs.20/- to Rs.30/-. Medium Grown BP1s barely maintained last levels, PF1s were lower by Rs.10/-. High Grown BP1s met with irregular demand, the PF1s were firm.

QUOTATIONS

	BOP – RS.	BOPF – RS.
Good Westerns	710 – 940	700 – 860
Average Westerns	640 – 700	640 – 690
Plainer Westerns	590 – 630	600 – 630
Western Mediums	540 – 840	510 – 640
Uva Teas	540 – 710	540 – 650
Nuwara Eliya Teas	680 – 820	560 – 750
Uda Pussellawa Teas	580 – 620	570 – 640
CTC (BP1 and PF1)	410 - 660	420 - 790





MARKET DESCRIPTION

Low Grown

Select best wiry OP1s along with the other well twisted invoices gained by Rs.10/- to Rs.20/-, secondaries too experienced good demand. Well-made BOP1s were firm to dearer, bolder types gained from last week's closing levels. OPs in the select best and best categories met with good demand and absorbed prices above last week, secondaries too were firm to dearer. Well-made OPAs gained by Rs.10/- to Rs.20/-, secondaries gained by a similar margin on most occasions. Shotty Pekoes were firm, bold Pekoes were firm to dearer and had good demand, secondary types gained irregularly. Well-made Pekoe1s were firm, others were firm to dearer by Rs.10/-.

Select best BOPs met with fair demand, best and below best types were firm, secondary types were dearer by Rs.5/- to Rs.10/-. Select best BOP.SP / BOPF.SP were firm, best and below best types too were firm, poorer sorts were dearer by a few rupees. BOPFs followed a similar trend. Select best FBOPF1s were firm to irregularly lower by Rs.5/- to Rs.10/-, best and below best types were firm, secondaries were dearer by Rs.5/- to Rs.10/-. Select best well-made FBOPs were firm to dearer by Rs.5/- to Rs.10/-, best and bold types were irregularly lower by Rs.5/- to Rs.10/- and more at times, below best types too were lower by Rs.5/- to Rs.10/-, secondary types were firm. Select best FBOPF varieties were firm, others were lower by Rs.10/- to Rs.20/- with lower demand. Select best Premium Flowery teas met with reasonable demand, others met with irregular demand.

Off Grades

Select best and best Fgs1s declined by Rs.10/- to Rs.20/-, below best and poorer sorts were easier by Rs.5/- to Rs.10/-. Select best and best BMs were dearer by Rs.10/- to Rs.15/-, below best and poorer sorts appreciated Rs.5/- to Rs.10/-. Select best and best BPs were firm whilst below best and poorer types declined by Rs.10/-. Select best BOP1As held firm whilst best types were irregularly dearer, below best BOP1As were firm to dearer whilst poorer sorts held firm.

Dust

Select best Dust1s were firm to easier, best and below best types were lower by Rs.10/- to Rs.20/-, clean secondaries were firm to dearer by Rs.10/-, others were irregular. Best High & Medium CTCs were lower by Rs.10/-, others followed a similar trend. Best Low Grown CTCs were lower by Rs.10/- to Rs.20/-, others were irregular. Best Low Grown Dust / Dust1s were lower by Rs.10/- to Rs.20/-, others were irregular.



QUOTATIONS

	Select Best	Best	Below Best	Others
LIQUORING				
DUST-1	660.00 - 750.00	590.00 - 650.00	560.00 - 580.00	440.00 - 540.00
OFF GRADES				
FGS1	580.00 - 640.00	560.00 - 570.00	450.00 - 500.00	350.00 - 430.00
FGS	490.00 - 510.00	440.00 - 470.00	380.00 - 410.00	320.00 - 370.00
LOW GROWNS				
FBOPF / FFSP / FFEXSP	2000.00 - 3500.00	1200.00 - 1800.00	800.00 - 1100.00	600.00 - 740.00
BOP	880.00 - 1040.00	700.00 - 820.00	560.00 - 680.00	450.00 - 540.00
BOPSP	770.00 - 940.00	630.00 - 740.00	550.00 - 590.00	420.00 - 510.00
BOPF	650.00 - 770.00	510.00 - 620.00	420.00 - 500.00	280.00 - 370.00
FBOPF1	740.00 - 940.00	640.00 - 720.00	590.00 - 620.00	440.00 - 570.00
FBOP	800.00 - 1120.00	650.00 - 740.00	570.00 - 630.00	440.00 - 550.00
BOP1	900.00 - 1350.00	870.00 - 880.00	750.00 - 870.00	620.00 - 670.00
OP1	1450.00 - 2150.00	1420.00 - 1450.00	1090.00 - 1420.00	500.00 - 700.00
OP	760.00 - 960.00	740.00 - 760.00	690.00 - 740.00	550.00 - 570.00
OPA	700.00 - 1250.00	660.00 - 690.00	550.00 - 590.00	450.00 - 520.00
PEKOE	850.00 - 1350.00	670.00 - 780.00	550.00 - 600.00	470.00 - 500.00
PEKOE1	880.00 - 1300.00	740.00 - 790.00	600.00 - 650.00	450.00 - 510.00
DUST / DUST1	480.00 - 620.00	420.00 - 470.00	380.00 - 410.00	330.00 - 360.00



- **Top Prices**
- **Colombo Auction Averages**
- **All Brokers Private Sale Figures**



TOP PRICES (SALE NO. 08 – 22ND / 23RD FEBRUARY 2021)

WESTERN HIGH			
BOP		Somerset	940.00
BOPSP	+	Somerset	890.00
BOPF/BOPFSP		Somerset	860.00
FBOP/FBOP1		Torrington	920.00
FBOPF/FBOPF1		Queensberry	790.00
BOP1		Torrington	810.00
OP/OPA	*	Venture	670.00
		Inverness	670.00
OP1	*	Venture	810.00
PEKOE/PEKOE1		Weddemulla	890.00

UVA HIGH			
BOP		Bandaraeliya	710.00
BOPSP		Craig	680.00
BOPF/BOPFSP		Bandaraeliya	650.00
FBOP/FBOP1		Uva Highlands	770.00
		Oodoowerre	770.00
FBOPF/FBOPF1	*	Spring Valley	730.00
		Ampittiakande	730.00
BOP1	*	Uva Highlands	940.00
OP/OPA	*	Spring Valley	670.00
OP1		Oodoowerre	710.00
PEKOE/PEKOE1		Ampittiakande	870.00
		Craig	870.00

NUWARA ELIYA			
BOP		Court Lodge	820.00
BOPF/BOPFSP	*	Lovers Leap	750.00
FBOP/FBOP1		Court Lodge	900.00
OP/OPA		-	
PEKOE/PEKOE1	*	Lovers Leap	900.00

WESTERN MEDIUM			
BOP		Doombagastalawa	840.00
		Harangalla	840.00
BOPSP		Doombagastalawa	780.00
BOPF/BOPFSP		Vellai Oya	640.00
FBOP/FBOP1		Craighead	1040.00
FBOPF/FBOPF1		Doombagastalawa	900.00
BOP1		Harangalla	940.00
OP/OPA		Harangalla	780.00
OP1	+	Craighead	1500.00
PEKOE/PEKOE1		Craighead	940.00
		Imboolpittia	940.00
		Harangalla	940.00
		Sanquhar	940.00
		Nayapane	940.00

UVA MEDIUM			
BOP		Maratenne	700.00
BOPSP	*	Glen Alpin	730.00
BOPF/BOPFSP		Dickwella	830.00
FBOP/FBOP1	*	Telbedde	880.00
FBOPF/FBOPF1		Dickwella	840.00
BOP1	*	Halpewatte Uva	800.00
		Dickwella	800.00
OP/OPA	*	Sarnia Plaiderie	670.00
		Dickwella	670.00
		Telbedde	670.00
OP1		Dickwella	770.00
		Tinioya	770.00
PEKOE/PEKOE1		Aruna Passara	960.00

CTC LOW			
PF1	*	Hingalgoda CTC	790.00
BP1		Ceciliyan CTC	660.00
BPS		Dodangoda CTC	325.00
OF	*	Peakwatta CTC	430.00

UDA PUSSELLAWA			
BOP	*	Mooloya	620.00
BOPSP		Luckyland	610.00
BOPF/BOPFSP	*	Mooloya	640.00
FBOP/FBOP1		Gordon	730.00
FBOPF/FBOPF1		Delmar	690.00
BOP1		-	
OP/OPA		Delmar	640.00
		Gordon	640.00
OP1		Gordon	590.00
PEKOE/PEKOE1		Blairlmond	740.00

CTC HIGH			
PF1	**	Dunsinane CTC	600.00
BP1	*	Florence CTC	570.00
BPS	*	Dunsinane CTC	580.00
OF		Mount Vernon CTC	540.00

CTC MEDIUM			
PF1	*	New Peacock CTC	640.00
BP1	*	Delta CTC	610.00
BPS		Carolina CTC	570.00
OF		-	





TOP PRICES (SALE NO. 08 – 22ND / 23RD FEBRUARY 2021)

LOW			
BOP		Sithaka	1040.00
BOPSP		Peak Paradise	940.00
BOPF		Hidellana	770.00
BOPFSP		Peak Paradise	750.00
FBOP		Gunawardana	1120.00
FBOP1		New Vithanakande	1140.00
FBOPF		Nilkandura	1000.00
FBOPF1		Sirimewana	940.00
BOP1		New Vithanakande	1350.00
OP1		Pothotuwa	2150.00
OP		Sunrise	960.00
OPA		Sunrise	1250.00
PEKOE		Liyonta	1350.00
PEKOE1		Hidellana	1300.00

Erratum			
Sale No. 07 - 16 th / 17 th February 2021			
OP1		Sithaka	2000.00

PREMIUM			
FBOPFSP	*	Nayapane	2100.00
FBOPFEXSP		New Vithanakande	3500.00
FBOPFEXSP1		Deerwood Super	1140.00

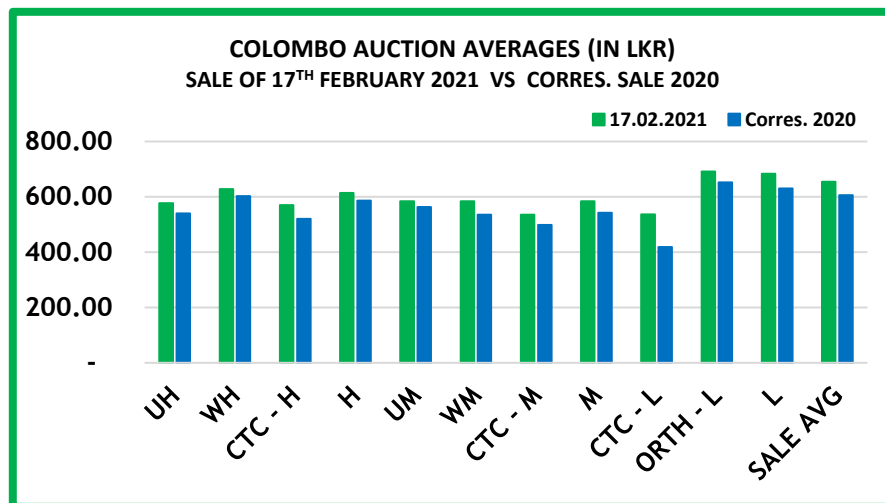
DUST			
DUST1		Somerset	750.00
P.DUST	*	Ceciliyan CTC	670.00

OFF GRADES			
FNGS/FNGS1		Alton	640.00
PFNGS	**	Hingalgoda CTC	680.00
BM		Gunawardana	690.00
BP		New J.S.P.	700.00
BOP1A		Garden Leaf	740.00

- ** MORE THAN ONE TOP PRICE OBTAINED
- * TEAS SOLD BY JOHN KEELLS PLC
- + ALL TIME RECORD PRICE
- ++ ALL TIME RECORD PRICE EQUALED

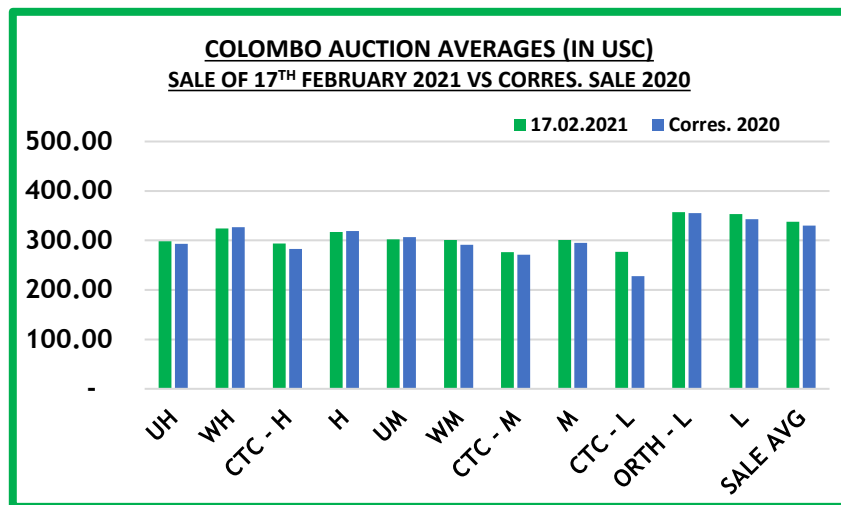


COLOMBO AUCTION AVERAGES



	Sale of 10/02/2021 In LKR	Sale of 17/02/2021 In LKR	Corres. 2020 In LKR
Uva High Grown	581.10	576.72	539.45
Western High Grown	624.24	627.62	601.94
CTC High Grown	582.57	570.28	520.24
Summary of High Grown	612.66	614.58	586.80
Uva Medium Grown	581.06	584.38	563.61
Western Medium Grown	571.16	583.88	534.94
CTC Medium Grown	548.00	535.38	497.91
Summary of Medium Grown	573.80	584.00	542.38
CTC Low Grown	535.44	536.29	419.06
Orthodox Low Grown	680.53	691.94	651.69
Summary of Low Grown	671.02	682.95	629.95
TOTAL SALE AVERAGE	645.13	654.22	605.79

COLOMBO AUCTION AVERAGES



	Sale of 10/02/2021 In USC	Sale of 17/02/2021 In USC	Corres. 2020 In USC
Uva High Grown	300	298	293
Western High Grown	323	324	327
CTC High Grown	301	294	283
Summary of High Grown	317	317	319
Uva Medium Grown	300	302	307
Western Medium Grown	295	301	291
CTC Medium Grown	283	276	271
Summary of Medium Grown	297	301	295
CTC Low Grown	277	277	228
Orthodox Low Grown	352	357	355
Summary of Low Grown	347	353	343
TOTAL SALE AVERAGE	334	338	330

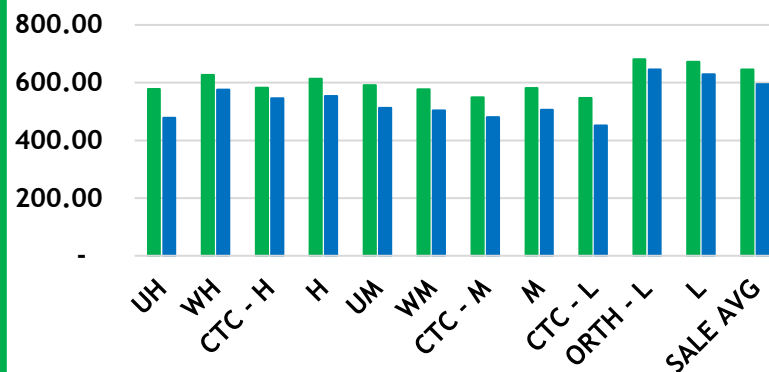


COLOMBO AUCTION AVERAGES

COLOMBO AUCTION AVERAGES – TODATE

(IN LKR)

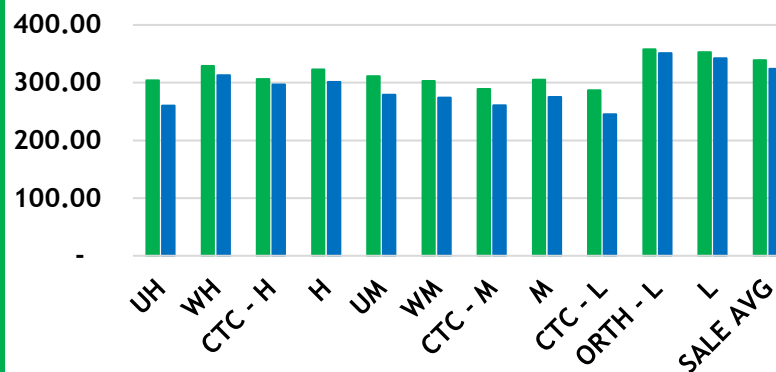
■ 2021 ■ 2020



COLOMBO AUCTION AVERAGES – TODATE

(IN USC)

■ 2021 ■ 2020



January to Date (Sale No.07)	2021 LKR	2020 LKR	2021 USC	2020 USC
Uva High Grown	578.25	478.67	304	260
Western High Grown	626.69	575.45	329	313
CTC High Grown	582.57	545.91	306	297
Summary of High Grown	613.92	553.37	323	301
Uva Medium Grown	591.08	512.79	311	279
Western Medium Grown	576.83	504.13	303	274
CTC Medium Grown	549.54	480.49	289	261
Summary of Medium Grown	581.03	506.18	305	275
CTC Low Grown	547.17	451.20	287	245
Orthodox Low Grown	681.19	645.56	358	351
Summary of Low Grown	671.76	628.56	353	342
TOTAL SALE AVERAGE	645.28	595.08	339	324



COLOMBO AUCTION AVERAGES

FROM 01 ST TO 17 TH FEBRUARY 2021	LKR
Uva High Grown	579.24
Western High Grown	628.54
Summary of High Grown	615.71
Uva Medium Grown	574.02
Western Medium Grown	573.66
Summary of Medium Grown	573.76
Summary of Low Grown	669.20
TOTAL SALE AVERAGE	643.24



ALL BROKERS PRIVATE SALE FIGURES (FOR THE PERIOD – 15TH TO 20TH FEBRUARY 2021)

	WEEKLY	TODATE
High, Medium & Low	62,096.00	429,325.50
Green Tea	34,445.00	210,889.00
Organic Tea	21,476.00	72,848.00
BMF	70,850.00	1,241,980.00
Direct Sales	-	-
Forward Contract	-	79,200.00





- **Crop and Weather**
- **Crop Figures**
- **Tea News**
- **Holiday Notice**

CROP AND WEATHER - FOR THE PERIOD OF 15TH TO 21ST FEBRUARY 2021



Western

Bright weather conditions were recorded at the beginning of the week whilst heavy evening showers were recorded towards the latter part.



Nuwara Eliya

Bright and sunny weather conditions were recorded at the beginning of the week whilst heavy evening showers were recorded towards the latter part in Nuwara Eliya and Kandapola.



Uva

Bright weather conditions were recorded at the beginning of the week whilst scattered evening showers were recorded towards the latter part.



Low Grown

Bright mornings and occasional afternoon showers were recorded in Galle, Ratnapura and Deniyaya districts.



Crop

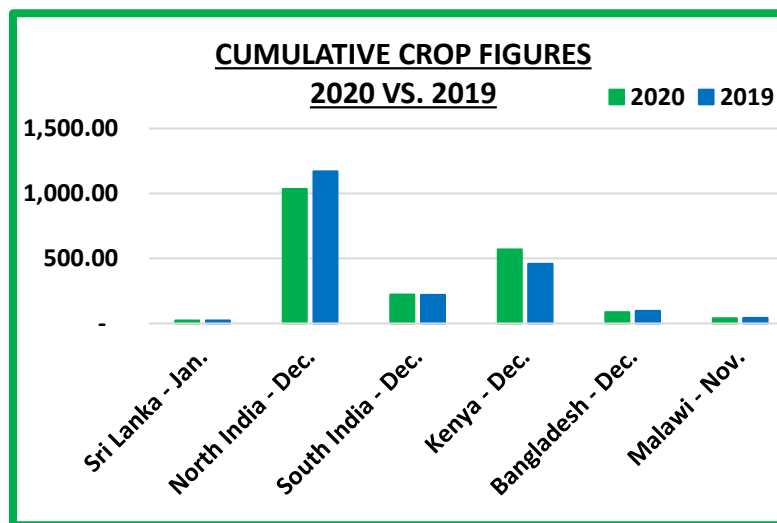
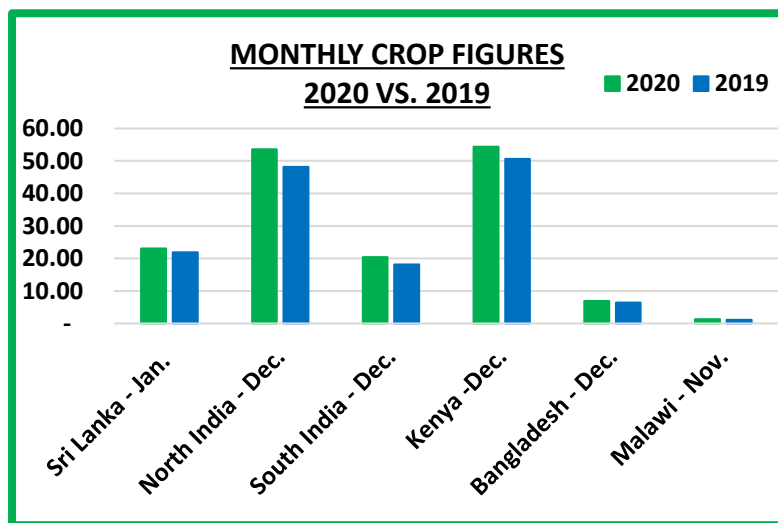
Crop intakes are low.



CROP FIGURES OF MAJOR PRODUCING & EXPORTING COUNTRIES

Country	Month	2020 * 2021	2019 * 2020	Cumulative	2020 * 2021	2019 * 2020	Cumulative + Inc. / Dec.
Sri Lanka	January	* 23.04	* 21.93	Upto January	* 23.04	* 21.93	1.11
North India	December	53.56 (E)	48.19	Upto December	1034.06 (E)	1171.09	- 137.03
South India	December	20.37 (E)	18.12	Upto December	221.54 (E)	218.99	+ 2.55
Kenya	December	54.41	50.65	Upto December	569.53	458.85	+ 110.68
Bangladesh	December	6.96	6.42	Upto December	86.39	96.07	- 9.68
Malawi	November	1.3	1.1	Upto November	39.9	43.2	- 3.3

(E) - Estimated



TEA NEWS AROUND THE GLOBE



MOMBASA MARKET

SALE NO. 07 – SALE OF 15TH / 16TH & 17TH FEBRUARY 2021

Strong general demand prevailed for the 214,313 packages (14,094,128.50 kilos) in the market. 9.04% were unsold.

LEAF GRADES

Offerings: 97,180 packages (6,340,975.00) with 8.27% unsold. Best BP1s on offer met improved and strong support gaining USC7 to USC54 closely following quality while brighter varieties were a weak feature and eased by USC5 to USC84 and substantially more below previous week's levels. Mediums were irregular ranging between USC2 to USC10 above last prices to easier by USC2 to USC6 with lower medium types steady to USC10 dearer, but a few invoices shed up to USC4 where sold. Plainer descriptions saw an irregular enquiry with improved lines advancing by USC2 to USC24 while others eased by USC2 to USC8 and some lines remained without interest.

The best PF1s in the market held firm to USC8 easier with brighter categories appreciating by USC4 to USC8 while medium types were steady to USC10 above last rates. Lower medium sorts held steady to USC10 dearer but a few invoices remained without bids with plainer categories gaining USC2 to USC10 but a few teas were neglected.

DUST GRADES

83,640 packages (6,084,770.00 kilos. 9.71% were unsold. Best PDUSTs available were firm to USC22 dearer closely following quality but a few lines shed up to USC4 while brighter sorts ranged between firm to USC10 above last prices to easier by up to USC2; mediums varied between steady to USC4 dearer to easier by up to USC6. Lower medium categories were strongly competed for appreciating by USC8 to USC16 with plainer sorts steady to USC12 above previous week's rates and a few lines were unsold.

The best DUST1s in the market advanced by USC2 to USC7 with brighter types easing by USC2 to USC12 but a few improved invoices gained up to USC8 while medium varieties were steady to USC10 below last prices. Lower medium categories held firm to USC10 dearer, but some lines remained without bids while plainer types were steady to USC5 above previous levels with some teas remaining unsold.

SECONDARY GRADES.

Offerings: 33,493 packages (1,668,384.00 kilos) and 9.61% remained without bids. In the Secondary Catalogues, best BPs appreciated while others held value with PFs dearer. Clean well sorted coloury Fannings gained while similar DUSTs were easier. Other Fannings were dearer while DUSTs declined. BMFs were well absorbed.

MARKETS

Egyptian Packers lent more and strong support and were forceful with strong enquiry from Pakistan Packers while UK, Bazaar and Afghanistan showed more interest. Kazakhstan and other CIS nations lent useful activity but were selective while Sudan were active. There was reduced interest from Yemen and other Middle Eastern countries with Russia active but selective while Iran were selective. Local Packers showed some support on account of price. Somalia were active at the lower end of the market.





TEA NEWS AROUND THE GLOBE

MOMBASA MARKET – Continued

QUOTATIONS	BROKENS	FANNINGS
Best	468 – 1158	445 – 658
Good	426 – 681	453 – 515
Good Medium	445 – 592	430 – 492
Medium	414 – 461	410 – 461
Lower Medium	251 – 410	271 – 375
Plain	213 – 379	207 – 364 (SL RUPEES)

AUCTION AVERAGE PRICE

AUCTION	KENYA 2020 \$	KENYA 2021 \$	TOTAL 2020 \$	TOTAL 2021 \$
05	2.18	1.99	2.08	1.93
06	2.13	2.02	2.03	1.96
07	2.08	2.02	1.99	1.96

SOURCE : AFRICA TEA BROKERS LTD.



TEA NEWS AROUND THE GLOBE



CHITTAGONG MARKET

SALE NO. 39 – 22nd FEBRUARY 2021

CTC LEAF: 30,347 packages of Current Season teas on offer met with a better demand although prices eased a little.

BROKENS: A few good Broken on offer were a fairly strong feature of the sale and were mostly firm to a touch dearer whilst other descriptions were about steady on last with a few withdrawals. Plain and BLFs met with fair interest and were a touch easier with some withdrawals.

FANNINGS: There was only a handful of clean Fannings on offer which met with a fairly good demand but the most were a little easier. Medium Fannings were less in demand and were easier with quality. There was also more withdrawals in this category. Plain types witnessed a fair demand but at lower rates and saw some withdrawals.

CTC DUST: 8,014 packages of Current Season teas on offer met with a fairly good demand. Good liquoring Dusts were easier by Tk.5/- to Tk.10/- closely following quality. Mediums were about steady. However, plain and BLF Dusts were fully firm to slightly dearer with less withdrawals compared to last. Blenders lent strong support with fair interest from the Loose tea buyers.

COMMENTS: There was a preponderance of plain and end of season teas in this sale and in spite of that there was a fair interest from the Blenders particularly for the cleaner varieties whilst the Loose Tea buyers were also more active especially for the clean teas but at a lower price level.

Dusts sold well.

Our catalogue (Sale 39): Avg: Tk 195.74, Sold 78.9% & (Sale 38) Avg: Tk 195.85, sold 78.7%.

Quotations – This Week – (In Taka)

Broken	This Week	Last Week	Fannings	This week	Last Week	Dust	This week	Last Week
Large	172-180 nom	175-185 nom	Best	195-205 nom	200-208	PD	172-230	174-225
Medium	172-182	175-183	Good	188-193	190-198	RD	169-304	135-265
Small	183-190	188-198	Medium	177-185	180-187	D	175-274	177-286
Plain	165-172	165-172	Plain	165-173	170-175	CD	182-174	130-294
BLF	160-170	160-170	BLF	160-170	160-170	BLF	178-197	130-193

Exchange Rates 22nd February 2021 Sterling Pound: Tk. 116.4748 dollar: Tk. 83.6702

SOURCE : NATIONAL BROKERS LTD





TEA NEWS AROUND THE GLOBE

GUWAHATI MARKET

SALE NO. 07 – SALE OF 17TH FEBRUARY 2021

Market Description :

- Good demand.
- All sorts sold irregularly easier with quality. Selected reprints were well competed for.

2. TOTAL AUCTION WEIGHTED AVERAGE (₹)

	2020-21			2019-20			UPTO SALE - 7		
	SALE - 7	SALE - 6	+/-	SALE - 7	SALE - 6	+/-	2020-21	2019-20	2018-19
CTC	147.23	149.06	-1.83	90.84	99.48	-8.64	216.07	139.92	144.98
DUST	142.37	144.50	-2.13	93.11	98.88	-5.77	225.56	149.79	157.51
TOTAL	145.83	147.65	-1.82	91.52	99.30	-7.77	219.10	142.96	148.88

SOURCE: PARCON INDIA PVT LTD

SILIGURI MARKET

SALE NO. 07 – SALE OF 18TH FEBRUARY 2021

Market description :

Strong demand in both segments at irregular rates for the nominal weight on offer.

2. TOTAL AUCTION WEIGHTED AVERAGE (₹)

	2020-21			2019-20			UPTO SALE - 7		
	SALE - 7	SALE - 6	+/-	SALE - 7	SALE - 6	+/-	2020-21	2019-20	2018-19
CTC	151.33	153.90	-2.57	97.70	99.44	-1.73	201.71	135.86	140.17
DUST	147.52	138.96	8.56	97.84	105.38	-7.54	195.65	131.03	138.38
TOTAL	150.80	151.70	-0.90	97.72	100.12	-2.40	200.98	135.29	139.97

SOURCE: PARCON INDIA PVT LTD



TEA NEWS AROUND THE GLOBE



KOLKATA ORTHODOX / CTC MARKET

SALE NO.07 – SALE OF 19TH FEBRUARY 2021

Market Description :

- Strong demand for the small weight on offer.
- Levels were firm to dearer following quality.

	WHOLE LEAF			BROKENS	FANNINGS
	1ST LINE	2ND LINE	GFOP	BROKENS	FANNINGS
BEST	NQ	NQ	NQ	NQ	NQ
GOOD	NQ	NQ	NQ	NQ	NQ
MEDIUM	NQ	NQ	NQ	NQ	NQ

Market description :

- Demand - good.
- Dust market was firm following competition.

2. TOTAL AUCTION WEIGHTED AVERAGE (₹)

	2020-21			2019-20			UPTO SALE - 7		
	SALE - 7	SALE - 6	+/-	SALE - 7	SALE - 6	+/-	2020-21	2019-20	2018-19
CTC	168.80	177.75	-8.95	108.87	119.54	-10.67	225.17	154.67	155.44
DUST	165.07	166.59	-1.52	99.99	107.41	-7.42	233.42	166.15	165.20
TOTAL	167.62	174.30	-6.69	105.88	115.80	-9.92	227.61	157.82	158.46

SOURCE: PARCON INDIA PVT LTD



UPCOMING AUCTION DETAILS

Auction No.	10		09	
Dates	09 th / 10 th March 2021		02 nd / 03 rd March 2021	
	No. of Lots	Qty – kg	No. of Lots	Qty – kg
Ex-Estate	800	885,056	740	833,826
Main Sale Total	10,269	5,242,625	9,218	4,582,145
High & Medium	1,352	655,445	1,087	486,567
Low Grown – Leafy	2,022	862,588	1,816	770,400
Low Grown – Semi Leafy	1,819	909,340	1,593	765,254
Low Grown Tippy	2,081	1,081,784	1,812	914,911
Premium / Flowery	363	59,536	322	55,193
Off Grades	2,094	1,130,958	2,079	1,112,253
Dust	538	542,974	509	477,567
Grand Total	11,069	6,127,681	9,958	5,415,971
Reprints	548	324,194	448	243,189
Total No. of Lots on Offer	11,069		9,958	
Total Quantity on Offer (kg)	6,127,681		5,415,971	



SCHEDULED CLOSING DATES

Auction No.	Date of Sale	Ex-Estate	Main Sale
11	16 th / 17 th March 2021	25/02/2021	25/02/2021
12	23 rd / 24 th March 2021	04/03/2021	04/03/2021
13	30 th / 31 st March 2021	11/03/2021	11/03/2021

PROMPT DATES

Auction No.	Buyers	Sellers
09	09/03/2021	10/03/2021
10	16/03/2021	17/03/2021
11	23/03/2021	24/03/2021



ORDER OF SALE (SALE NO. 09 – 02ND / 03RD MARCH 2021)

Main Sale Order – 1 (Leafy / Semi Leafy / Tippy / Premium / 1A)	Main Sale Order – 2 (H & M / Off Grade / Dust)	Ex-Estate
Ceylon Tea Brokers PLC	Asia Siyaka Commodities Pvt. Ltd	Asia Siyaka Commodities Pvt. Ltd
Asia Siyaka Commodities Pvt. Ltd	JOHN KEELLS PLC	Bartleet Produce Marketing (Pvt) Ltd
JOHN KEELLS PLC	Eastern Brokers. Ltd.	F & W Tea Brokers (Pvt) Ltd
Eastern Brokers. Ltd.	Ceylon Tea Brokers PLC	Ceylon Tea Brokers PLC
Lanka Commodity Brokers Ltd	Lanka Commodity Brokers Ltd	Eastern Brokers. Ltd.
Mercantile Produce Brokers (Pvt) Ltd	Bartleet Produce Marketing (Pvt) Ltd	Mercantile Produce Brokers (Pvt) Ltd
Bartleet Produce Marketing (Pvt) Ltd	F & W Tea Brokers (Pvt) Ltd	Lanka Commodity Brokers Ltd
F & W Tea Brokers (Pvt) Ltd	Mercantile Produce Brokers (Pvt) Ltd	JOHN KEELLS PLC

[DB : SG]



HOLIDAY NOTICE



We wish to inform all our valued Clients that our Head Office, Sample Room and Stores will be closed for business on the following day.

26th February 2021

Friday

Navam Full Moon Poya Day.





“

Coming together is a beginning, keeping together is progress, working together is success.

– *Henry Ford*

”