



# TEA MARKET REPORT

## JOHN KEELLS PLC

**SALE NO.09 – 28<sup>TH</sup> FEBRUARY / 01<sup>ST</sup> MARCH 2023**

# ORDER OF SALE (SALE NO. 09 – 28<sup>TH</sup> FEBRUARY 01<sup>ST</sup> MARCH 2023)

Main Sale Order – 1 (Leafy / Semi Leafy / Tippy / Premium / 1A)	Main Sale Order – 2 (H & M / Off Grade / Dust)	Ex-Estate
CEYLON TEA BROKERS PLC	ASIA SIYAKA COMMODITIES PLC.	CEYLON TEA BROKERS PLC
ASIA SIYAKA COMMODITIES PLC.	<b>JOHN KEELLS PLC</b>	LANKA COMMODITY BROKERS LTD
<b>JOHN KEELLS PLC</b>	EASTERN BROKERS. LTD.	<b>JOHN KEELLS PLC</b>
EASTERN BROKERS. LTD.	CEYLON TEA BROKERS PLC	MERCANTILE PRODUCE BROKERS (PVT) LTD
LANKA COMMODITY BROKERS LTD	LANKA COMMODITY BROKERS LTD	ASIA SIYAKA COMMODITIES PLC.
MERCANTILE PRODUCE BROKERS (PVT) LTD	BARTLEET PRODUCE MARKETING (PVT) LTD	BARTLEET PRODUCE MARKETING (PVT) LTD
BARTLEET PRODUCE MARKETING (PVT) LTD	FORBES & WALKER TEA BROKERS (PVT) LTD	FORBES & WALKER TEA BROKERS (PVT) LTD
FORBES & WALKER TEA BROKERS (PVT) LTD	MERCANTILE PRODUCE BROKERS (PVT) LTD	EASTERN BROKERS. LTD.



## AUCTION DETAILS

-	09	
Dates	28 <sup>th</sup> Feb. / 01 <sup>st</sup> March 2023	
	No. of Lots	Qty – kg
Ex Estate	643	656,721
Main Sale Total	8,541	3,793,745
High & Medium	1,166	479,827
Low Grown - Leafy	1,678	594,737
Low Grown - Semi Leafy	1,475	614,928
Low Grown Tippy	1,792	861,044
Premium / Flowery	358	54,162
Off Grades	1,674	827,091
Dust	398	361,956
Grand Total	9,184	4,450,466
Reprints	619	294,508
<b>Total No. of Lots Offered</b>	<b>9,184</b>	
<b>Total Quantity Offered (kg)</b>	<b>4,450,466</b>	

## PROMPT DATES

Auction No.	Buyers	Sellers
09	07/03/2023	08/03/2023



# COMMENTS



The 0.65Mkg of Ex-Estate teas on offer met with irregular demand. Select Best Western High Grown BOPs gained selectively, the below best and plainer varieties were firm to easier. Select Best Western High Grown BOPFs gained following quality and special inquiry, the below best and plainer varieties were firm to easier. There was improved demand for colourful teas with thickness and body. Nuwara Eliya BOPs gained following special inquiry, the BOPF maintained last levels. Uda Pussellawa BOPs were irregular, the BOPFs were mostly firm. Uva BOP /BOPFs were firm to easier. Low grown CTC BP1s were firm, the High and Medium sorts were tending lower. Low Grown CTC PF1s were marginally easier, the High and Medium sorts maintained last levels.

The 2.1Mkg of Low Grown teas which were on offer met with fair demand. In the Leafy segment, OPA's were irregularly dearer, OPs were mostly firm. OP1s were firm. In the Semi Leafy segment, BOP1s continued to be lower. Pekoe varieties were firm, PEK1's were lower to last. In the Small Leaf segment, FBOPs were lower to last. FBOPF/FF1 varieties continued to experience lower demand. BOPF.SP, BOPF, BOP.SP and BOP grades too met with lower interest. Premium Flowery teas were lower.

Turkey, Russia and the C.I.S countries lent fair support. Iran was very selective. Libya and Iraq were active.





## MARKET DESCRIPTION

### Western Teas

Select best BOPs were firm to a little dearer following quality, the below best and plainer varieties were tending marginally easier. Select best BOPFs were irregular following quality, the below best and plainer varieties were mostly firm. Medium BOPs were irregularly dearer, the BOPFs were firm to a little easier at times.

### Nuwara Eliya Teas

BOPs were irregularly dearer following quality, the BOPFs were firm.

### Uva Teas

Uva BOPs were tending irregular, the BOPFs were firm on last levels. Uda Pussellawa BOPs were irregular, the BOPFs were firm on last levels.

### CTC Teas

Low Grown CTC BP1s were firm, High and Medium sorts barely maintained last levels. Low Grown CTC PF1s were tending Rs.50/- to Rs.100/- easier, the High and Medium sorts were firm to a little irregular at times.

## QUOTATIONS

	BOP – RS.	BOPF – RS.
Good Westerns	1700 – 1950	1650 – 1900
Average Westerns	1460 – 1650	1500 – 1600
Plainer Westerns	1340 – 1440	1400 – 1480
Western Mediums	1000 – 2250	1020 – 1380
Uva Teas	1100 – 1420	1280 – 1550
Nuwara Eliya Teas	1800	1750 – 1850
Uda Pussellawa Teas	1200 – 1300	1160 – 1460
CTC (BP1 and PF1)	810 – 1400	740 – 2000





# MARKET DESCRIPTION

## Low Grown

Select best OP1s along with the best types were firm on last levels, others too maintained fair demand. Well-made OPs were firm, below best types too maintained last levels. Select best OPAs were irregular, others were fully firm to dearer. All BOP1s met with lower demand and were mostly easier. Well-made Pekoes along with the heavy bold Pekoe invoices met with good demand, others too maintained last levels. Shotty Pekoe1s were firm to easier, others were lower to last.

Select best and best BOPs were lower to last by Rs.30/- to Rs.50/- with lower demand, below best types too were lower by Rs.20/- to Rs.30/-, secondary types were firm. BOP.SP.s and BOPF.SP.s met with reasonable demand. BOPFs followed a similar trend. Select best and best FBOPF1s were lower by Rs.50/- to Rs.60/-, below best FBOPF1s too were lower by Rs.30/- to Rs.40/-, secondaries were firm. Well-made FBOPs in the select best category were firm, best and below best types were lower by Rs.30/- to Rs.50/- and more following quality, secondaries were firm. FBOPF varieties met with lower demand. All Premium Flowery teas were lower by Rs.50/- to Rs.100/- and more following quality.

## Off Grades

Colour FGS1s were dearer by Rs.10/- to Rs.20/-, plainer varieties were easier by Rs.10/- to Rs.20/-, below best and poorer types were firm. All BMs were dearer by Rs.10/- to Rs.20/-. Select best and best BPs were dearer by Rs.20/- to Rs.40/-, below best and poorer types were firm. Select best BOP1As were dearer by Rs.20/- to Rs.30/- whilst best BOP1As were dearer by Rs.60/- to Rs.80/-, below best and poorer sorts were also dearer by Rs.40/- to Rs.60/- and more at times.

## Dust

Select best and best Dust1s sold at firm levels, below best types were irregularly dearer by Rs.5/- to Rs.10/-, poorer sorts sold at last levels. High and Medium CTCs were dearer by Rs.5/- to Rs.10/-. Low Grown CTCs met with fair demand and sold at last levels. Low Grown Dust/ Dust1s were dearer by Rs.10/-.



# QUOTATIONS

	Select Best	Best	Below Best	Others
<b>LIQUORING</b>				
DUST-1	1650.00 - 2000.00	1550.00 - 1640.00	1480.00 - 1540.00	1300.00 - 1450.00
<b>OFF GRADES</b>				
FGS1	1420.00 - 1700.00	1350.00 - 1410.00	900.00 - 1340.00	640.00 - 890.00
FGS	950.00 - 1100.00	860.00 - 940.00	750.00 - 850.00	500.00 - 740.00
<b>LOW GROWNS</b>				
FBOPF / FFSP / FFEXSP	3200.00 - 5350.00	2800.00 - 3100.00	1800.00 - 2600.00	1000.00 - 1700.00
BOP	2100.00 - 2800.00	1500.00 - 2000.00	1100.00 - 1400.00	850.00 - 1050.00
BOPSP	2000.00 - 2450.00	1500.00 - 1900.00	1100.00 - 1400.00	850.00 - 1050.00
BOPF	1700.00 - 2000.00	1300.00 - 1600.00	900.00 - 1200.00	700.00 - 820.00
FBOPF1	2000.00 - 2300.00	1700.00 - 1950.00	1400.00 - 1600.00	800.00 - 1350.00
FBOP	2000.00 - 2750.00	1700.00 - 1950.00	1400.00 - 1700.00	900.00 - 1200.00
BOP1	2500.00 - 3200.00	1750.00 - 2300.00	1350.00 - 1500.00	1100.00 - 1300.00
OP1	2750.00 - 3550.00	2350.00 - 2600.00	1750.00 - 2050.00	1350.00 - 1600.00
OP	2000.00 - 2250.00	1800.00 - 1950.00	1600.00 - 1750.00	1100.00 - 1550.00
OPA	1850.00 - 2350.00	1650.00 - 1800.00	1350.00 - 1600.00	900.00 - 1300.00
PEKOE	2000.00 - 2650.00	1800.00 - 1900.00	1600.00 - 1750.00	1000.00 - 1400.00
PEKOE1	2050.00 - 2550.00	1800.00 - 1950.00	1650.00 - 1750.00	1100.00 - 1400.00
DUST / DUST1	900.00 - 990.00	800.00 - 890.00	750.00 - 790.00	680.00 - 740.00



- **Top Prices**
- **Colombo Auction Averages**
- **All Brokers Private Sale Figures**





# TOP PRICES (SALE NO. 09 – 28<sup>TH</sup> FEBRUARY / 01<sup>ST</sup> MARCH 2023)



WESTERN HIGH			
BOP		Great Western	1950.00
		Mattakelle	1950.00
		Dessford	1950.00
		Somerset	1950.00
BOPSP		Mattakelle	1550.00
		Queensberry	1550.00
BOPF/BOPFSP		Great Western	1900.00
		Somerset	1900.00
FBOP/FBOP1	*	<b>Venture</b>	<b>1800.00</b>
FBOPF/FBOPF1		Queensberry	1650.00
BOP1		Frotoft Super	1550.00
OP/OPA		Inverness	1650.00
		Frotoft Super	1650.00
		Weddemulla	1650.00
		Glenloch	1650.00
OP1	*	<b>Venture</b>	<b>1850.00</b>
PEKOE/PEKOE1	*	<b>Venture</b>	<b>2200.00</b>
		Frotoft Super	2200.00

UVA HIGH			
BOP	*	<b>Pitaratmalie</b>	<b>1420.00</b>
BOPSP		Ranaya	1550.00
BOPF/BOPFSP		Bandaraeliya	1550.00
FBOP/FBOP1	*	<b>Glenanore</b>	<b>1700.00</b>
	*	<b>Aislaby</b>	<b>1700.00</b>
FBOPF/FBOPF1		Glenanore	1650.00
BOP1		Ellathota Uva	1650.00
		Ampittiakande	1650.00
		Spring Valley	1650.00
OP/OPA		Ampittiakande	1700.00
		Craig	1700.00
OP1		Oodoowerre	1850.00
PEKOE/PEKOE1	*	<b>Aislaby</b>	<b>2100.00</b>
		Battawatte	2100.00
		Craig	2100.00

WESTERN MEDIUM			
BOP	*	<b>Nayapane</b>	<b>2250.00</b>
		Doombagastalawa	2250.00
BOPSP		Nayapane	1600.00
BOPF/BOPFSP		Nayapane	1380.00
FBOP/FBOP1	*	<b>Nayapane</b>	<b>2250.00</b>
		Doombagastalawa	2250.00
FBOPF/FBOPF1		Dartry Valley	1850.00
BOP1	*	<b>Nayapane</b>	<b>1800.00</b>
OP/OPA		Harangalla	1750.00
OP1		Craighead	2450.00
PEKOE/PEKOE1		Harangalla	2300.00

UVA MEDIUM			
BOP		Dickwella	1500.00
BOPSP		Demodera 'S'	1800.00
BOPF/BOPFSP		High Spring	1600.00
FBOP/FBOP1		Halpewatta Uva	2150.00
FBOPF/FBOPF1	*	<b>Wewesse</b>	<b>1600.00</b>
		Dickwella	1600.00
		Maratenne	1600.00
BOP1		Demodera 'S'	2450.00
OP/OPA	*	<b>Halpewatte Uva</b>	<b>1650.00</b>
		High Spring	1650.00
		Maratenne	1650.00
		Ury	1650.00
		Gonakelle	1650.00
		Tiniya	1650.00
OP1	*	<b>Halpewatte Uva</b>	<b>2050.00</b>
PEKOE/PEKOE1		Aruna Passara	2200.00

NUWARA ELIYA			
BOP		Mahagastotte	1800.00
BOPSP			
BOPF/BOPFSP		Mahagastotte	1850.00
FBOP/FBOP1		Kenmare	2000.00
OP/OPA		-	
PEKOE/PEKOE1	*	<b>Lovers Leap</b>	<b>2000.00</b>

UDA PUSSELLAWA			
BOP	*	<b>Mooloya</b>	<b>1300.00</b>
BOPSP		Luckyland	1260.00
BOPF/BOPFSP		Mooloya	1460.00
FBOP/FBOP1		Blairlomonnd	1850.00
FBOPF/FBOPF1		Blairlomonnd	1650.00
BOP1		Delmar	1750.00
OP/OPA		Delmar	1700.00
OP1		Alma	1750.00
PEKOE/PEKOE1		Alma	2150.00

CTC HIGH			
PF1	*	<b>Ulugedara CTC</b>	<b>1440.00</b>
BP1		-	
BPS		-	
OF		-	

CTC MEDIUM			
PF1		New Peacock CTC	1380.00
BP1		Rothschild CTC	1340.00
BPS	*	<b>Donside CTC</b>	<b>1040.00</b>
OF			

CTC LOW			
PF1	*	<b>Hingalgoda CTC</b>	<b>2000.00</b>
BP1		Cecilayan CTC	1400.00
BPS		-	
OF		-	-



# TOP PRICES (SALE NO. 09 – 28<sup>TH</sup> FEBRUARY / 01<sup>ST</sup> MARCH 2023)



LOW			
BOP		Golden Garden	2800.00
BOPSP		Stream Line	2450.00
	*	<b>Ceciliyan</b>	<b>1950.00</b>
BOPF		Sithaka	2000.00
BOPFSP		Kiruwanaaganga	1800.00
		Mahaliyadda	1800.00
FBOP		Pothotuwa	2750.00
FBOP1		New J.S.P	2050.00
FBOPF		Gunawardana	2250.00
FBOPF1	*	<b>New Kandadola</b>	<b>2300.00</b>
BOP1		Sithaka	3200.00
OP1		Mulatiyana Hills	3550.00
OP		Golden Garden	2250.00
OPA		Liyonta	2350.00
PEKOE		Liyonta	2650.00
PEKOE1		Makandura	2550.00

PREMIUM			
FBOPFSP		Brombil	5350.00
FBOPFEXSP		New Laksakanda	4850.00
FBOPFEXSP1		Sachitha	3950.00

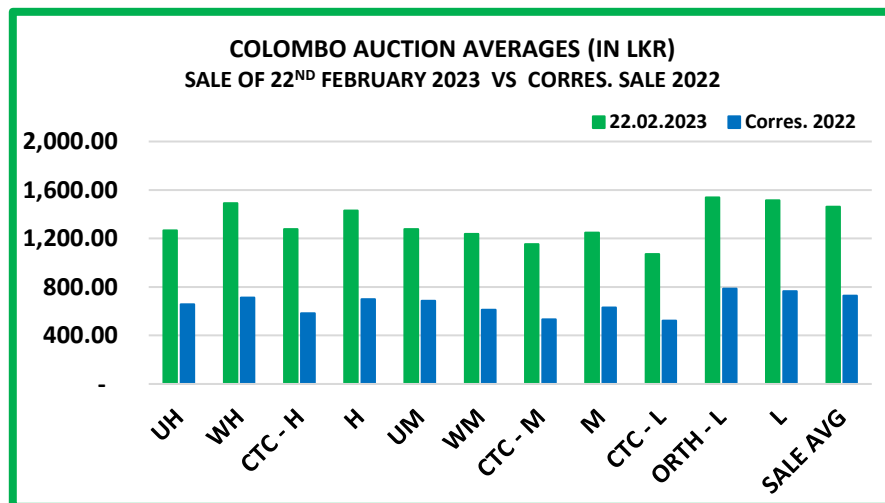
DUST			
DUST1	*	<b>Mattakelle</b>	<b>2000.00</b>
P.DUST	*	<b>Hingalgoda CTC</b>	<b>1650.00</b>
	*	<b>Ceciliyan CTC</b>	<b>1650.00</b>

OFF GRADES			
FNGS/FNGS1		Wanarajah	1700.00
PFNGS		Ross Field CTC	920.00
BM		Kurunduwatte	1220.00
BP		Hidellana	1550.00
BOP1A		Chandrika Estate	1750.00
		Narangala Super	1750.00

**\*\* MORE THAN ONE TOP PRICE OBTAINED**  
**\* TEAS SOLD BY JOHN KEELLS PLC**  
**+ ALL TIME RECORD PRICE**  
**++ ALL TIME RECORD PRICE EQUALED**

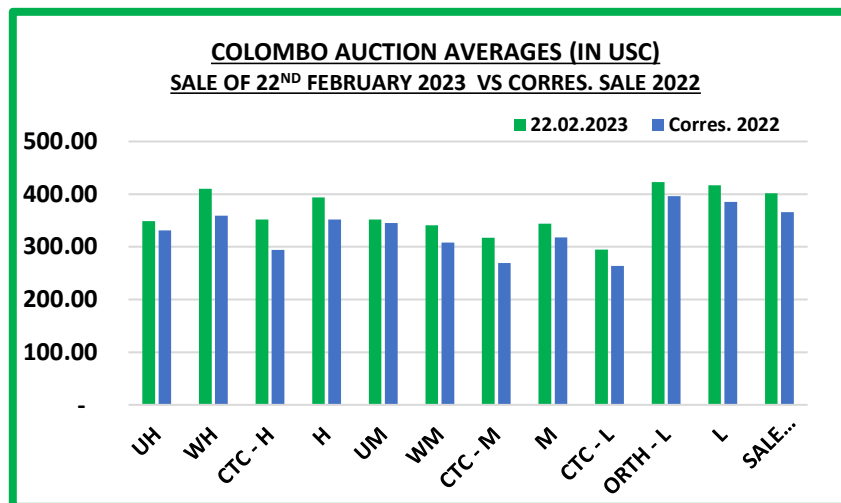


# COLOMBO AUCTION AVERAGES



	Sale of 15/02/2023 In LKR	Sale of 22/02/2023 In LKR	Corres. 2022 In LKR
Uva High Grown	1231.56	1267.28	657.49
Western High Grown	1500.21	1490.09	712.51
CTC High Grown	1246.61	1277.11	583.36
<b>Summary of High Grown</b>	<b>1430.31</b>	<b>1429.73</b>	<b>699.19</b>
Uva Medium Grown	1217.04	1277.34	685.19
Western Medium Grown	1186.46	1237.39	611.68
CTC Medium Grown	1113.73	1152.64	533.68
<b>Summary of Medium Grown</b>	<b>1194.56</b>	<b>1249.18</b>	<b>630.52</b>
CTC Low Grown	1005.00	1070.33	523.73
Orthodox Low Grown	1546.53	1537.82	785.31
<b>Summary of Low Grown</b>	<b>1513.45</b>	<b>1515.06</b>	<b>764.99</b>
<b>TOTAL SALE AVERAGE</b>	<b>1451.35</b>	<b>1460.86</b>	<b>727.19</b>

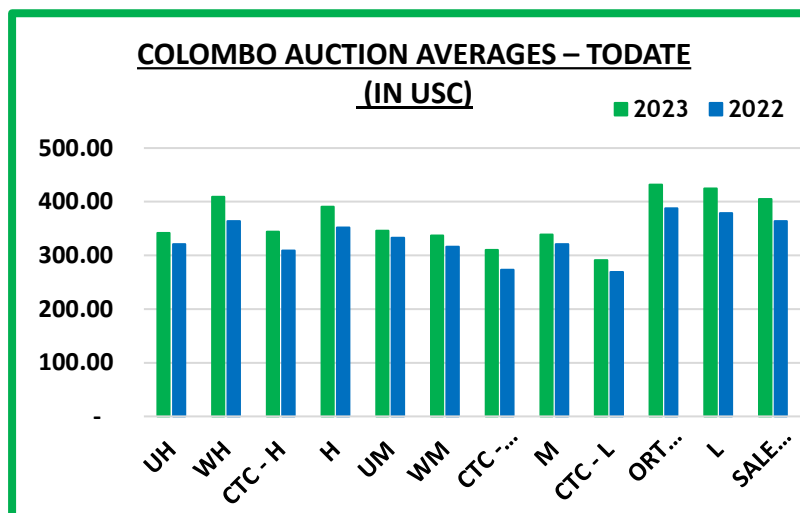
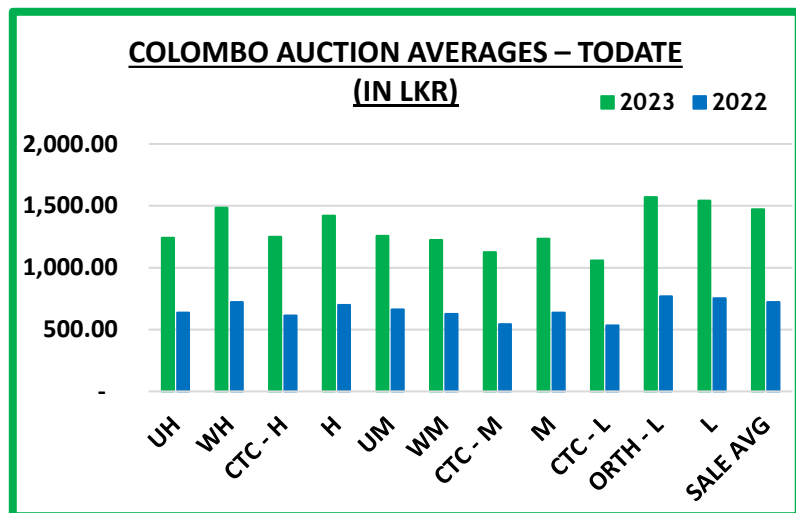
# COLOMBO AUCTION AVERAGES



	Sale of 15/02/2023 In USC	Sale of 22/02/2023 In USC	Corres. 2022 In USC
Uva High Grown	339	349	331
Western High Grown	413	410	359
CTC High Grown	343	352	294
<b>Summary of High Grown</b>	<b>394</b>	<b>394</b>	<b>352</b>
Uva Medium Grown	335	352	345
Western Medium Grown	326	341	308
CTC Medium Grown	306	317	269
<b>Summary of Medium Grown</b>	<b>329</b>	<b>344</b>	<b>318</b>
CTC Low Grown	276	295	264
Orthodox Low Grown	425	423	396
<b>Summary of Low Grown</b>	<b>416</b>	<b>417</b>	<b>385</b>
<b>TOTAL SALE AVERAGE</b>	<b>399</b>	<b>402</b>	<b>366</b>



# COLOMBO AUCTION AVERAGES



January to Date (Sale No.08)	2023 LKR	2022 LKR	2023 USC	2022 USC
Uva High Grown	1241.45	637.44	342	321
Western High Grown	1485.34	722.73	409	364
CTC High Grown	1248.82	613.10	344	309
<b>Summary of High Grown</b>	<b>1420.42</b>	<b>699.13</b>	<b>391</b>	<b>352</b>
Uva Medium Grown	1256.11	661.25	346	333
Western Medium Grown	1223.52	626.73	337	316
CTC Medium Grown	1124.40	542.84	310	273
<b>Summary of Medium Grown</b>	<b>1232.94</b>	<b>636.80</b>	<b>339</b>	<b>321</b>
CTC Low Grown	1058.34	533.78	291	269
Orthodox Low Grown	1569.96	769.37	432	388
<b>Summary of Low Grown</b>	<b>1541.91</b>	<b>752.57</b>	<b>425</b>	<b>379</b>
<b>TOTAL SALE AVERAGE</b>	<b>1472.52</b>	<b>721.93</b>	<b>405</b>	<b>364</b>





# COLOMBO AUCTION AVERAGES

FROM 01 <sup>ST</sup> TO 22 <sup>ND</sup> FEBRUARY 2023	LKR
Uva High Grown	1234.11
Western High Grown	1497.15
<b>Summary of High Grown</b>	<b>1427.72</b>
Uva Medium Grown	1221.05
Western Medium Grown	1188.55
<b>Summary of Medium Grown</b>	<b>1197.43</b>
<b>Summary of Low Grown</b>	<b>1488.61</b>
<b>TOTAL SALE AVERAGE</b>	<b>1435.60</b>



# ALL BROKERS PRIVATE SALE FIGURES (FOR THE PERIOD – 20<sup>TH</sup> TO 25<sup>TH</sup> FEBRUARY 2023)

	WEEKLY	TODATE
High & Medium	29,506.50	400,327.85
Low	16,373.00	72,247.00
Green Tea	16,822.00	241,742.00
Organic Tea	9,059.00	58,826.00
BMF	41,040.00	377,178.00
Direct Sales	-	-
Forward Contract	76,080.00	524,128.00





- **Crop and Weather**
- **Crop Figures**
- **Tea News**
- **Holiday Notice**

## CROP AND WEATHER - FOR THE PERIOD OF – 20<sup>TH</sup> TO 26<sup>TH</sup> FEBRUARY 2023



### **Western**

Rainy weather conditions were reported at the beginning of the week in Dickoya whilst, bright weather conditions prevailed thereafter. Bright weather with evening showers were recorded in Agarapatana and Bogowantalawa.



### **Nuwara Eliya**

Sunny weather conditions were experienced at the beginning of the week in Nuwara Eliya and Kandapola districts whilst, rainy weather conditions prevailed thereafter.



### **Uva**

Bright weather conditions were recorded throughout the day in Badulla, Haputale and Lunugala.



### **Low Grown**

Sunny weather conditions were experienced throughout the week in the Galle district whilst, dull weather with occasional rainfall was recorded in Rathnapura and Deniyaya districts.



### **Crop**

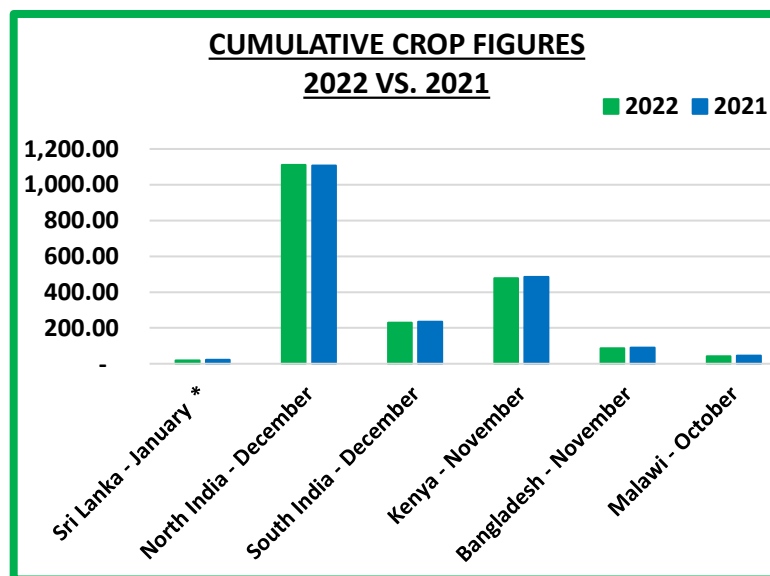
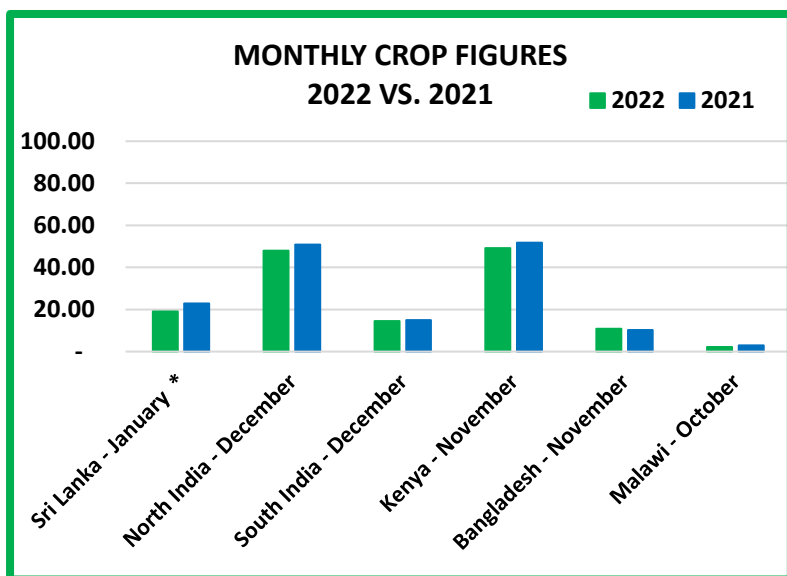
Crop intakes are low.



# CROP FIGURES OF MAJOR PRODUCING & EXPORTING COUNTRIES

Country	Month	2022 * 2023	2021 * 2022	Cumulative + Inc. / Dec.	Cumulative	2022 * 2023	2021 * 2022	Cumulative + Inc. / Dec.
Sri Lanka	January	* 19.13	* 22.81	- 3.68	Upto January	* 19.13	* 22.81	- 3.68
North India	December	47.95(E)	50.84	- 2.89	Upto December	1110.37(E)	1108.04	+ 2.33
South India	December	14.47(E)	15.01	- 0.54	Upto December	230.12(E)	235.02	- 4.90
Kenya	November	49.22	50.71	- 1.49	Upto November	477.99	485.30	- 7.31
Bangladesh	November	10.84	10.24	+ 0.60	Upto November	86.05	89.57	- 3.52
Malawi	October	2.11	2.93	- 0.82	Upto October	41.44	45.39	- 3.95

(E) - Estimated





# TEA NEWS AROUND THE GLOBE

## MOMBASA MARKET

SALE NO. 09 – SALE OF 27<sup>TH</sup>, 28<sup>TH</sup> FEBRUARY & 01<sup>ST</sup> MARCH 2023

There was good general demand for the 228,420 packages (15,363,471.00 kilos) available in the market; 32.19% were unsold.

### OFFERINGS

Leaf Grades	-	117,400 packages (7,698,167.00 kilos) – 32.37% unsold.
Dust Grades	-	84,240 packages (6,308,300.00 kilos) – 38.75% unsold.
Secondary Grades	-	26,780 packages (1,357,004.00 kilos) – 10.75% unsold.

### MARKETS

**Afghanistan** showed strong enquiry with useful support from **Egyptian Packers**. **UK, Pakistan Packers, Yemen** and **other Middle Eastern countries** lent more support while **Sudan, Russia, Kazakhstan** and **other CIS states** maintained good activity. **Iran** were quiet with **Bazaar** subdued. **Local Packers** were active in line with price. **Somalia** maintained support at the lower end of the market.

### LEAF GRADES (M2)

#### BP1:

**Best** – Were well competed for and gained up to USC44 with selected teas advancing by USC52 to USC68.

**Brighter** – Most lines were steady to USC21 above last levels but some teas shed up to USC24.

**Mediums** – KTDA mediums were firm to USC18 dearer with only a few invoices easing by up to USC8 while plantation mediums were irregularly dearer by up to USC32.

**Lower Mediums** – Were irregular varying between steady to USC34 dearer to easier by up to USC26.

**Plainer** – Ranged between firm to dearer by up to USC16 with select improved invoices advancing by up to USC38 to easier by up to USC14.

#### PF1:

**Best** – Advanced by up to USC20.

**Brighter** – Were firm to dearer by up to USC13.

**Mediums** – KTDA mediums were steady to USC10 above previous levels while plantation mediums appreciated by up to USC12 but a few invoices eased by up to USC4.

**Lower Mediums** – Varied between firm to USC18 dearer to USC14 below last rates.

**Plainer** – Were irregular ranging between mostly dearer by up to USC21 to easier by USC9.

### DUST GRADES (M1)

#### PD

**Best** – Saw irregular activity and varied between firm to USC10 dearer to easier by a similar margin.

**Brighter** – Ranged between steady to USC5 dearer to USC9 below previous levels.

**Mediums** – Most KTDA mediums were firm to USC5 dearer but some lines lost up to USC9; plantation mediums were irregularly dearer by up to USC20 but some teas shed up to USC4.

**Lower Medium** – Varied between USC28 dearer to easier by up to USC25.

**Plainer** – Were irregular and ranged between firm to USC14 dearer to easier by up to USC33.



# TEA NEWS AROUND THE GLOBE



## MOMBASA MARKET – Continued ;

### DUST1:

**Best** – Ranged between USC24 dearer to easier by up to USC22.

**Brighter** – Steady to up to USC7 above last prices.

**Mediums** – KTDA mediums were firm to USC12 easier with a number of lines neglected while plantation mediums appreciated by up to USC20.

**Lower Medium** – Met more interest and advanced by up to USC42.

**Plainer** – Varied between steady to USC15 dearer to easier by up to USC22.

### SECONDARY GRADES (S1)

In the Secondary Catalogues, **BP**s were dearer with **PF**s gaining. Clean well sorted coloury **Fannings** appreciated while **similar DUSTs** were irregularly dearer. **Other Fannings** were about firm while **DUSTs** were barely steady. **BMF**s were well absorbed.

QUOTATIONS	BROKENS	FANNINGS
Best	255 – 332	280 – 364
Good	255 – 282	262 – 304
Good Medium	255 – 275	262 – 298
Medium (KTDA)	250 – 283	244 – 288
Medium (Plantations)	160 – 248	170 – 250
Lower Medium	116 – 232	126 – 226
Plainer	104 – 186	100 – 172

AUCTION	KENYA 2022 \$	KENYA 2023 \$	TOTAL 2022 \$	TOTAL 2023 \$
06	2 . 74	2 . 26	2 . 58	2 . 10
07	2 . 72	2 . 31	2 . 53	2 . 15
08	2 . 68	2 . 36	2 . 50	2 . 19

SOURCE : AFRICA TEA BROKERS LTD.



# TEA NEWS AROUND THE GLOBE



## CHITTAGONG MARKET

SALE NO.43 – 27<sup>TH</sup> FEBRUARY 2023

**CTC LEAF:** 28,745 packages of Current Season & 20 packages of New Season teas on offer met with a fair demand at irregularly easier rates.

**BROKENS/FANNINGS:** There was a nominal weight of clean teas on offer which attracted strong interest and were generally fully firm to occasionally dearer. Lesser varieties met with a selective demand at much easier rates, although the plainest types elicited fair interest at around last levels. BLF teas saw fair interest and were about steady but there were fair withdrawals.

**CTC DUST:** 7,188 packages of Current Season & 6 packages of New Season teas on offer met with a fairly good demand. Good liquoring Dusts sold well at around last levels. Mediums met with a fair demand easing by Tk.15/- to Tk.20/- over last with fair withdrawals. Plain and BLF Dusts were mostly firm on last. Blenders lent good support with fair interest from the Loose tea buyers.

**COMMENTS:** Fibrous end of season varieties comprised the bulk of the offerings which met with irregular demand. Blenders operated for clean varieties on offer whilst Loose tea buyers were more active at the lower end of the market. Consequently, lower priced teas met with less withdrawals at about steady rates.

Dusts sold well.

**Our catalogue: (Sale 43) Avg: Tk 164.21, Sold 67.7 % & (Sale 42) Avg: Tk 156.84, sold 65.2%.**

### Quotations – This Week – (In Taka)

Brokens	This Week	Last Week	Fannings	This week	Last Week	Dust	This week	Last Week
Large	NQTA	NQTA	Best	210-240	225-245 nom	PD	94-240	125-219
Medium	150-170	170-190	Good	170-190	185-200	RD	100-261	102-265
Small	155-185	175-200	Medium	125-145	140-170	D	125-273	132-298
Plain	80-110	80-120	Plain	80-110	85-120	CD	122-304	131-294
BLF	120-155	115-150	BLF	120-155	115-150	BLF	132-138	115-172

Exchange Rates 27<sup>th</sup> February 2023 Sterling Pound: Tk. 123.0541, dollar: Tk. 103.0000

SOURCE : NATIONAL BROKERS LTD



# UPCOMING AUCTION DETAILS

Auction No.	11		10	
Dates	14 <sup>th</sup> / 15 <sup>th</sup> March 2023		07 <sup>th</sup> / 08 <sup>th</sup> March 2023	
	No. of Lots	Qty – kg	No. of Lots	Qty – kg
Ex-Estate	718	737,125	688	719,147
Main Sale Total	9,414	4,361,505	9,741	4,524,006
High & Medium	1,420	636,125	1,302	565,062
Low Grown – Leafy	1,802	665,676	1,863	681,950
Low Grown – Semi Leafy	1,475	628,701	1,567	696,173
Low Grown Tippy	1,882	902,985	2,077	1,029,750
Premium / Flowery	284	45,524	276	45,331
Off Grades	2,001	976,954	2,148	1,053,129
Dust	550	505,540	508	452,611
Grand Total	10,132	5,098,630	10,429	5,243,153
Reprints	721	347,089	698	353,470
<b>Total No. of Lots on Offer</b>	<b>10,132</b>		<b>10,429</b>	
<b>Total Quantity on Offer (kg)</b>	<b>5,098,630</b>		<b>5,243,153</b>	



## SCHEDULED CLOSING DATES

Auction No.	Date of Sale	Ex-Estate	Main Sale
12	21 <sup>st</sup> / 22 <sup>nd</sup> March 2023	02/03/2023	02/03/2023
13	28 <sup>th</sup> / 29 <sup>th</sup> March 2023	09/03/2023	09/03/2023
14	03 <sup>rd</sup> / 04 <sup>th</sup> April 2023	16/03/2023	16/03/2023

## PROMPT DATES

Auction No.	Buyers	Sellers
10	14/03/2023	15/03/2023
11	21/03/2023	22/03/2023
12	28/03/2023	29/03/2023





## ORDER OF SALE (SALE NO. 10 – 07<sup>TH</sup> / 08<sup>TH</sup> MARCH 2023)

Main Sale Order – 1 (Leafy / Semi Leafy / Tippy / Premium / 1A)	Main Sale Order – 2 (H & M / Off Grade / Dust)	Ex-Estate
ASIA SIYAKA COMMODITIES PLC.	<b>JOHN KEELLS PLC</b>	LANKA COMMODITY BROKERS LTD
<b>JOHN KEELLS PLC</b>	EASTERN BROKERS. LTD.	<b>JOHN KEELLS PLC</b>
EASTERN BROKERS. LTD.	CEYLON TEA BROKERS PLC	MERCANTILE PRODUCE BROKERS (PVT) LTD
LANKA COMMODITY BROKERS LTD	LANKA COMMODITY BROKERS LTD	ASIA SIYAKA COMMODITIES PLC.
MERCANTILE PRODUCE BROKERS (PVT) LTD	BARTLEET PRODUCE MARKETING (PVT) LTD	BARTLEET PRODUCE MARKETING (PVT) LTD
BARTLEET PRODUCE MARKETING (PVT) LTD	FORBES & WALKER TEA BROKERS (PVT) LTD	FORBES & WALKER TEA BROKERS (PVT) LTD
FORBES & WALKER TEA BROKERS (PVT) LTD	MERCANTILE PRODUCE BROKERS (PVT) LTD	EASTERN BROKERS. LTD.
CEYLON TEA BROKERS PLC	ASIA SIYAKA COMMODITIES PLC.	CEYLON TEA BROKERS PLC

[ DB : HR / SG ]



# HOLIDAY NOTICE



We wish to inform all our valued Clients that our Head Office, Sample Room and Stores will be closed for business on the following day.

06 <sup>TH</sup> March	Monday	Madin Full Moon Poya Day
------------------------	--------	--------------------------





“

Imperfection is beauty, madness is genius and it's better  
to be absolutely ridiculous than absolutely boring.

— *Marilyn Monroe*

”