



TEA MARKET REPORT

JOHN KEELLS PLC

SALE NO. 09 – 02ND / 03RD MARCH 2021

ORDER OF SALE (SALE NO. 09 – 02ND / 03RD MARCH 2021)

Main Sale Order – 1 (Leafy / Semi Leafy / Tippy / Premium / 1A)	Main Sale Order – 2 (H & M / Off Grade / Dust)	Ex-Estate
Ceylon Tea Brokers PLC	Asia Siyaka Commodities Pvt. Ltd	Asia Siyaka Commodities Pvt. Ltd
Asia Siyaka Commodities Pvt. Ltd	JOHN KEELLS PLC	Bartleet Produce Marketing (Pvt) Ltd
JOHN KEELLS PLC	Eastern Brokers. Ltd.	F & W Tea Brokers (Pvt) Ltd
Eastern Brokers. Ltd.	Ceylon Tea Brokers PLC	Ceylon Tea Brokers PLC
Lanka Commodity Brokers Ltd	Lanka Commodity Brokers Ltd	Eastern Brokers. Ltd.
Mercantile Produce Brokers (Pvt) Ltd	Bartleet Produce Marketing (Pvt) Ltd	Mercantile Produce Brokers (Pvt) Ltd
Bartleet Produce Marketing (Pvt) Ltd	F & W Tea Brokers (Pvt) Ltd	Lanka Commodity Brokers Ltd
F & W Tea Brokers (Pvt) Ltd	Mercantile Produce Brokers (Pvt) Ltd	JOHN KEELLS PLC



AUCTION DETAILS

Auction No.	09	
Dates	02 nd / 03 rd March 2021	
	No. of Lots	Qty – kg
Ex Estate	740	833,826
Main Sale Total	9,218	4,582,145
High & Medium	1,087	486,567
Low Grown - Leafy	1,816	770,400
Low Grown - Semi Leafy	1,593	765,254
Low Grown Tippy	1,812	914,911
Premium / Flowery	322	55,193
Off Grades	2,079	1,112,253
Dust	509	477,567
Grand Total	9,958	5,415,971
Reprints	448	243,189
Total No. of Lots Offered	9,958	
Total Quantity Offered (kg)	5,415,971	

PROMPT DATES

Auction No.	Buyers	Sellers
09	09/03/2021	10/03/2021



COMMENTS

The National Auction average for the month of February 2021 recorded at Rs.645.95 shows an increase of Rs.43.96 in comparison to the 2020 February figure of Rs.601.99. When analyzing the respective elevation averages for the month of February 2021, the High Grown recorded an average of Rs.611.83 which is a positive variance of Rs.40.25 in comparison to Rs.571.58 in February 2020. Medium Grown recorded a positive variance of Rs.41.66 with an average of Rs.579.78 when compared to Rs.538.12 in February 2020, similarly the Low Grown recorded an average of Rs.674.11 which is a positive variance of Rs.44.82 in comparison to Rs.629.29 in February 2020.

The 0.83 Mkgs of Ex Estate teas on offer met with improved demand. Select best Western High Grown BOPs gained substantially following special inquiry, the below best and plainer sorts too sold well at the start of the sale but declined towards the latter part. Select best BOPFs too were substantially dearer following special inquiry, the below best and plainer varieties appreciated as the sale progressed, however price levels declined after reaching the midpoint of the sale and eased further towards the close. Nuwara Eliya BOPs gained irregularly, the BOPFs too appreciated. Uva/Udapussellawa BOPs were firm to dearer at times, the BOPFs too were firm to a little dearer, however this trend did not sustain towards the latter part of the sale. Low Grown CTC BP1s were firm to a little irregular at times, the High and Medium sorts were tending easier. Low grown PF1s eased from last week's levels, the High and Medium sorts too were barely steady.

The 2.4 Mkg of Low Grown teas which were on offer met with fair demand. Select best OP1s were dearer, others met with irregular demand. Select best BOP1s appreciated following quality, others were firm. Select best and best OPAs declined from last levels. Best OPs were lower, others met with irregular demand. Well-made Bold Pekoes were firm. Shotty Pekoe1s maintained last levels. In the Small leaf segment, select best BOP.SP / BOPF.SP and BOPFs were lower to last. Select best BOPs met with fair demand. Select best FBOPs were firm, bolder varieties were lower to last. Select best FBOPF1s were firm, others met with irregularly demand. FBOPF varieties were firm. All Premium Flowery teas met with fair demand.

Turkey, Iran, Russia and the C.I.S. countries lent fair support. Libya and Iraq were active.





MARKET DESCRIPTION

Western Teas

Best BOPs were dearer by Rs.20/- and more at the commencement, however declined by a similar margin towards the close, below best types too appreciated by Rs.20 to Rs.30/- at the commencement but declined by a similar margin towards the close, plainer sorts maintained last levels. The best BOPF advanced Rs.20/- to Rs.40/- and more at the commencement, however, were not sustained at the close and were irregularly lower, below best types appreciated sharply at the commencement by Rs.50/-, however towards the close declined by a similar margin, plainer types were firm and at times dearer by Rs.20/-. The best available Medium BOPs met with irregular demand, the others gained Rs.20/- to Rs.30/-. Better Medium BOPFs appreciated Rs.30/- to Rs.40/-, however towards the close met with less strong demand, the balance were dearer by Rs.20/-.

Nuwara Eliya Teas

The limited availability of BOP and BOPFs appreciated sharply.

Uva Teas

Uva BOPs advanced Rs.20/- to Rs.30/-. The BOPFs were firm and at times gained Rs.10/- to Rs.20/-. Udupussellawa BOPs appreciated Rs.20/- to Rs.30/-, whilst the BOPFs gained Rs.10/- to Rs.20/-.

CTC Teas

Low Grown BP1s met with irregular demand, PF1s were lower by Rs.10/- to Rs.20/-. Medium Grown BP1s were slightly lower to last. The PF1s shed Rs.10/- to Rs.20/-. High Grown BP1s were lower by Rs.10/-, Better PF1s gained Rs.10/- to Rs.20/-, the balance barely maintained.

QUOTATIONS

	BOP – RS.	BOPF – RS.
Good Westerns	740 – 1300	730 – 900
Average Westerns	670 – 730	700 – 720
Plainer Westerns	610 – 650	620 – 690
Western Mediums	560 – 760	530 – 680
Uva Teas	600 – 730	550 – 660
Nuwara Eliya Teas	570 – 980	550 – 770
Uda Pussellawa Teas	620 – 640	560 – 640
CTC (BP1 and PF1)	400 - 680	410 - 850





MARKET DESCRIPTION

Low Grown

OP1s with the exception of few select best and secondary invoices declined by Rs.10/- to Rs.20/- and more at times. BOP1s were mainly firm. Well-made OPs were firm to easier by Rs.10/-, levels declined further with less demand towards the end of the sale, secondaries however held firm. Select best and best OPAs declined by Rs.10/- to Rs.20/- and further as the sale progressed, secondaries were firm. Shotty Pekoes were firm to slightly lower, bold Pekoes were irregular. Select best shotty Pekoe1s were firm, best and below best types declined Rs.20/- on average.

Select best BOPs met with fair demand, best and below best types were firm to irregularly lower by Rs.5/- to Rs.10/-, secondary types were firm. Select best BOP.SP / BOPF.SP were lower by Rs.5/- to Rs.10/-, best and below best types were firm, poorer sorts were dearer by a few rupees. BOPFs followed a similar trend. Select best FBOPF1s were firm, best and below best types were firm to irregularly lower by Rs.5/- to Rs.10/-, secondaries were firm. Select best well-made FBOPs were firm, best types too were firm, bold types were lower by Rs.10/- to Rs.20/- and more at times, below best types too were lower by Rs.5/- to Rs.10/-, secondary types were firm. Select best FBOPF varieties were firm, others were lower by Rs.10/- to Rs.20/- with lower demand. Select best Premium Flowery teas met with reasonable demand, others met with irregular demand.

Off Grades

Select best and best Fgs1s were lower by Rs.10/-, below best and poorer sorts declined by Rs.10/- to Rs.20/-. Select best and best BMs were firm, below best and poorer sorts were dearer by Rs.10/-. All BPs were firm. Select best and best BOP1As were dearer by Rs.10/-, below best and poorer sorts were dearer by Rs.20/- to Rs.30/-.

Dust

Select best Dust1s were firm to easier, best and below best types were dearer by Rs.10/- to Rs.20/-, clean secondaries were firm to dearer by Rs.10/-, others were irregular. Best High & Medium CTCs were dearer by Rs.10/- to Rs.20/-, others followed a similar trend. Best Low Grown CTCs were dearer by Rs.10/- to Rs.20/-, others were irregular. Best Low Grown Dust / Dust1s were lower by Rs.10/- to Rs.20/-, others were irregular.



QUOTATIONS

	Select Best	Best	Below Best	Others
LIQUORING				
DUST-1	680.00 - 780.00	610.00 - 670.00	560.00 - 600.00	440.00 - 540.00
OFF GRADES				
FGS1	580.00 - 620.00	560.00 - 570.00	450.00 - 500.00	350.00 - 430.00
FGS	490.00 - 510.00	440.00 - 470.00	380.00 - 410.00	320.00 - 370.00
LOW GROWNS				
FBOPF / FFSP / FFEXSP	2000.00 - 2600.00	1200.00 - 1800.00	800.00 - 1100.00	600.00 - 740.00
BOP	880.00 - 1060.00	700.00 - 820.00	560.00 - 680.00	450.00 - 540.00
BOPSP	770.00 - 1250.00	630.00 - 740.00	550.00 - 590.00	420.00 - 510.00
BOPF	650.00 - 720.00	510.00 - 620.00	420.00 - 500.00	280.00 - 370.00
FBOPF1	740.00 - 890.00	640.00 - 720.00	590.00 - 620.00	440.00 - 570.00
FBOP	800.00 - 1200.00	650.00 - 740.00	570.00 - 630.00	440.00 - 550.00
BOP1	900.00 - 1600.00	870.00 - 890.00	760.00 - 870.00	620.00 - 670.00
OP1	1450.00 - 2250.00	1420.00 - 1450.00	1090.00 - 1410.00	500.00 - 700.00
OP	760.00 - 920.00	740.00 - 760.00	680.00 - 740.00	550.00 - 570.00
OPA	700.00 - 1250.00	660.00 - 690.00	550.00 - 590.00	450.00 - 520.00
PEKOE	850.00 - 1400.00	660.00 - 750.00	550.00 - 600.00	470.00 - 500.00
PEKOE1	880.00 - 1250.00	740.00 - 780.00	600.00 - 640.00	450.00 - 510.00
DUST / DUST1	480.00 - 610.00	420.00 - 470.00	380.00 - 410.00	330.00 - 360.00



- **Top Prices**
- **Colombo Auction Averages**
- **National Elevational Averages**
- **All Brokers Private Sale Figures**



TOP PRICES (SALE NO. 09 – 02ND / 03RD MARCH 2021)

WESTERN HIGH			
BOP		Somerset	1300.00
BOPSP		Somerset	760.00
BOPF/BOPFSP		Somerset	900.00
FBOP/FBOP1		Torrington	1000.00
FBOPF/FBOPF1		Queensberry	790.00
		Torrington	790.00
BOP1		Inverness	880.00
OP/OPA		Torrington	700.00
		Inverness	700.00
OP1	*	Inverness	730.00
PEKOE/PEKOE1		Somerset	960.00

WESTERN MEDIUM			
BOP		Harangalla	790.00
BOPSP	*	Kenilworth	760.00
BOPF/BOPFSP		Vellai Oya	680.00
FBOP/FBOP1		Craighead	1120.00
FBOPF/FBOPF1		Harangalla	940.00
BOP1		Cooroondoowatte	920.00
		Doombagastalawa	920.00
OP/OPA		Dartry Valley	750.00
OP1		Dartry Valley	830.00
PEKOE/PEKOE1		Doombagastalawa	980.00

UDA PUSSELLAWA			
BOP		Liddesdale	630.00
BOPSP		Luckyland	640.00
BOPF/BOPFSP		Luckyland	640.00
FBOP/FBOP1		Gordon	620.00
FBOPF/FBOPF1		Delmar	660.00
BOP1		-	
OP/OPA		Gordon	630.00
OP1		Delmar	500.00
PEKOE/PEKOE1		Delmar	710.00

UVA HIGH			
BOP	*	Glenanore	750.00
BOPSP	*	Spring Valley	730.00
BOPF/BOPFSP	*	Pitaratmalie	660.00
FBOP/FBOP1		Uva Highlands	890.00
FBOPF/FBOPF1	*	Uva Highlands	760.00
BOP1		Glenanore	810.00
OP/OPA		Uva Highlands	680.00
OP1		Oodoowerre	720.00
PEKOE/PEKOE1		Glenanore	790.00
		Oodoowerre	790.00

UVA MEDIUM			
BOP	*	Demodera 'S'	730.00
BOPSP		El Teb	620.00
BOPF/BOPFSP		El Teb	660.00
FBOP/FBOP1		Halpewatte Uva	920.00
FBOPF/FBOPF1		Dickwella	820.00
BOP1		Demodera 'S'	920.00
OP/OPA		Tinioya	730.00
OP1		Aruna Passara	810.00
PEKOE/PEKOE1		Halpewatte Uva	940.00

CTC HIGH			
PF1	*	Dunsinane CTC	640.00
BP1		Dunsinane CTC	590.00
BPS		Dunsinane CTC	590.00
OF		Mount Vernon CTC	520.00

CTC MEDIUM			
PF1	*	New Peacock CTC	620.00
		Carolina CTC	620.00
BP1	*	Delta CTC	590.00
BPS	*	Carolina CTC	540.00
OF		-	

NUWARA ELIYA			
BOP		Mahagastotte	980.00
BOPF/BOPFSP	*	Lovers Leap	770.00
FBOP/FBOP1		Court Lodge	850.00
OP/OPA	*	Kenmare	650.00
PEKOE/PEKOE1		Kenmare	760.00

CTC LOW			
PF1	*	Hingalgoda CTC	850.00
BP1		Ceciliyan CTC	680.00
BPS		Ceciliyan CTC	670.00
OF		-	



TOP PRICES (SALE NO. 09 – 02ND / 03RD MARCH 2021)

LOW			
BOP		Golden Garden	1060.00
BOPSP		Geekiyannahena	1250.00
BOPF		Sithaka	720.00
BOPFSP		Athukorala Group Super	810.00
FBOP		Pothotuwa	1200.00
FBOP1		New Vithanakande	900.00
FBOPF		Paragodakanda	1200.00
FBOPF1		Sirimewana	890.00
BOP1		Pothotuwa	1600.00
OP1		Pothotuwa	2250.00
OP		Sunrise	920.00
OPA		Sunrise	1250.00
PEKOE		Liyonta	1400.00
PEKOE1		K.D.U.Super	1250.00

Erratum			
Sale No. 08 - 22 nd / 23 rd February 2021			
FBOPFEXSP1		Deerwood Super	2050.00

PREMIUM			
FBOPFSP		Makandura	2600.00
FBOPFEXSP		Aruna Keppetipola	2600.00
FBOPFEXSP1		Yalta	2550.00

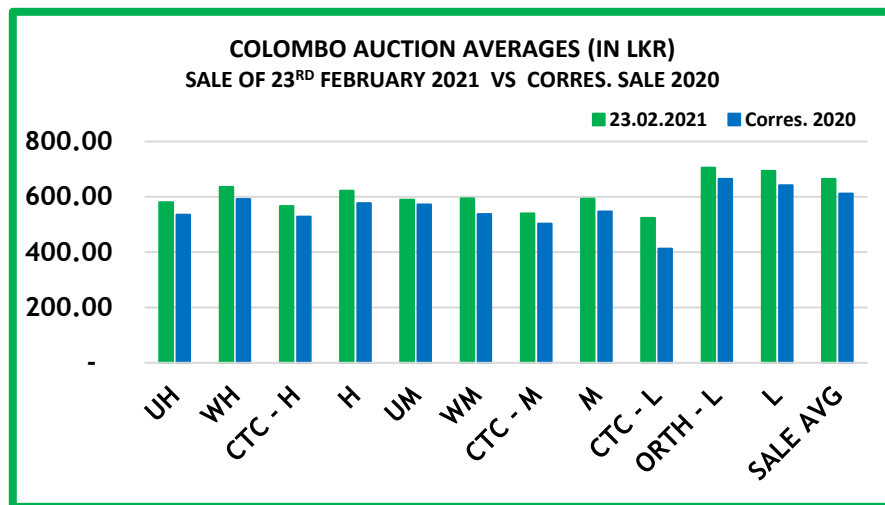
DUST			
DUST1		Wattegodde	780.00
P.DUST	*	Dunsinane CTC	750.00

OFF GRADES			
FNGS/FNGS1		Alton	620.00
		Laxapana	620.00
		Wanarajah	620.00
PFNGS	*	Hingalgoda CTC	780.00
BM		Dampahala	690.00
BP		Inverness	700.00
BOP1A		Garden Leaf	750.00
		Veddagala	750.00

**** MORE THAN ONE TOP PRICE OBTAINED**
*** TEAS SOLD BY JOHN KEELLS PLC**
+ ALL TIME RECORD PRICE
++ ALL TIME RECORD PRICE EQUALED



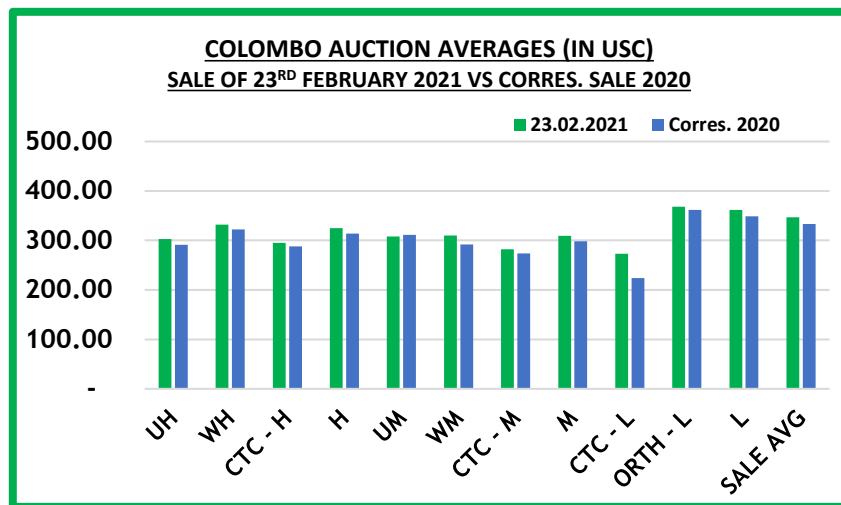
COLOMBO AUCTION AVERAGES



	Sale of 17/02/2021 In LKR	Sale of 23/02/2021 In LKR	Corres. 2020 In LKR
Uva High Grown	576.72	580.67	534.97
Western High Grown	627.62	636.44	592.57
CTC High Grown	570.28	566.12	528.78
Summary of High Grown	614.58	622.61	577.35
Uva Medium Grown	584.38	589.90	572.48
Western Medium Grown	583.88	594.57	537.44
CTC Medium Grown	535.38	540.55	503.26
Summary of Medium Grown	584.00	593.49	547.03
CTC Low Grown	536.29	523.24	412.27
Orthodox Low Grown	691.94	705.52	664.51
Summary of Low Grown	682.95	694.41	641.36
TOTAL SALE AVERAGE	654.22	664.73	611.53



COLOMBO AUCTION AVERAGES



	Sale of 17/02/2021 In USC	Sale of 23/02/2021 In USC	Corres. 2020 In USC
Uva High Grown	298	303	291
Western High Grown	324	332	322
CTC High Grown	294	295	288
Summary of High Grown	317	325	314
Uva Medium Grown	302	308	311
Western Medium Grown	301	310	292
CTC Medium Grown	276	282	274
Summary of Medium Grown	301	309	298
CTC Low Grown	277	273	224
Orthodox Low Grown	357	368	362
Summary of Low Grown	353	362	349
TOTAL SALE AVERAGE	338	347	333

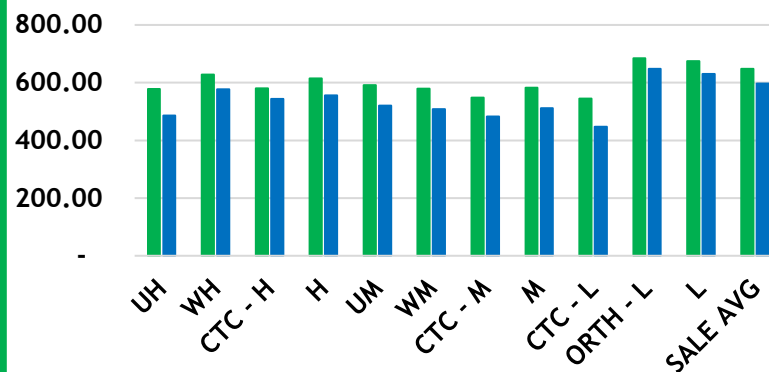


COLOMBO AUCTION AVERAGES

COLOMBO AUCTION AVERAGES – TODATE

(IN LKR)

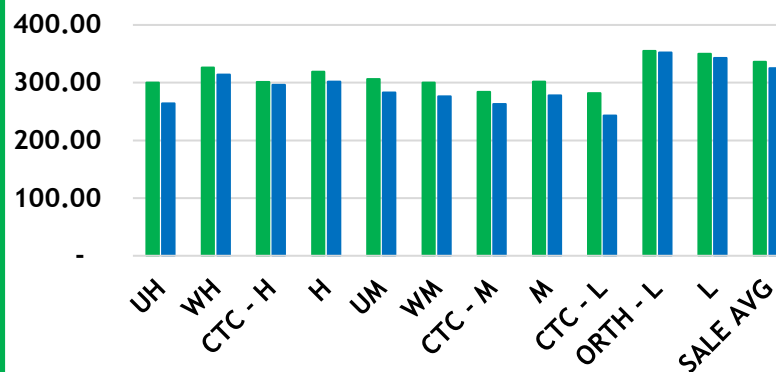
■ 2021 ■ 2020



COLOMBO AUCTION AVERAGES – TODATE

(IN USC)

■ 2021 ■ 2020



January to Date (Sale No.08)	2021 LKR	2020 LKR	2021 USC	2020 USC
Uva High Grown	578.51	485.59	300	264
Western High Grown	627.81	577.22	326	314
CTC High Grown	580.46	544.12	301	296
Summary of High Grown	614.90	555.96	319	302
Uva Medium Grown	590.98	520.90	306	283
Western Medium Grown	578.81	507.95	300	276
CTC Medium Grown	548.40	482.89	284	263
Summary of Medium Grown	582.31	511.07	302	278
CTC Low Grown	544.55	447.11	282	243
Orthodox Low Grown	683.96	647.44	355	352
Summary of Low Grown	674.33	629.84	350	343
TOTAL SALE AVERAGE	647.44	596.80	336	325



COLOMBO AUCTION AVERAGES

FROM 01 ST TO 23 RD FEBRUARY 2021	LKR
Uva High Grown	582.72
Western High Grown	632.15
Summary of High Grown	619.42
Uva Medium Grown	578.07
Western Medium Grown	579.97
Summary of Medium Grown	579.46
Summary of Low Grown	674.81
TOTAL SALE AVERAGE	648.53





NATIONAL ELEVATIONAL AVERAGES

NATIONAL ELEVATIONAL AVERAGES – FEBRUARY 2021

Elevation	MONTH		TODATE	
	QUANTITY - KG	AVERAGE - RS. / KG	QUANTITY - KG	AVERAGE - RS. / KG
ORTHODOX				
UVA-HIGH	1,162,297	581.75	2,492,187	583.18
WESTERN-HIGH	3,069,208	638.98	6,467,425	638.63
UVA-MEDIUM	1,035,134	577.24	2,477,325	586.65
WESTERN-MEDIUM	1,856,748	593.30	4,036,010	590.52
LOW	14,160,195	685.74	29,142,226	684.07
TOTAL	21,283,581	659.98	44,615,173	657.98
CTC				
UVA-HIGH	64,881	527.34	121,933	521.82
WESTERN-HIGH	352,106	570.50	687,436	577.89
WESTERN-MEDIUM	831,053	539.58	1,654,110	547.89
LOW	1,074,914	534.92	2,206,558	545.04
TOTAL	2,322,954	541.77	4,670,037	550.28
OTH/CTC				
UVA-HIGH	1,227,178	578.87	2,614,120	580.32
WESTERN-HIGH	3,421,314	631.93	7,154,861	632.80
UVA-MEDIUM	1,035,134	577.24	2,477,325	586.65
WESTERN-MEDIUM	2,687,801	576.69	5,690,120	578.13
LOW	15,235,109	675.10	31,348,784	674.29
TOTAL	23,606,535	648.34	49,285,210	647.78
GREEN				
UVA-HIGH	34,381	666.20	80,932	644.08
WESTERN-HIGH	56,209	667.67	113,106	675.10
UVA-MEDIUM	31,395	676.86	69,448	743.02
WESTERN-MEDIUM	29,649	695.66	58,429	669.74
LOW	0	0.00	2,467	2,830.00
TOTAL	151,634	674.71	324,382	697.32



NATIONAL ELEVATIONAL AVERAGES - Continued

ORGANIC TEAS				
UVA-HIGH	31,703	646.86	68,242	681.98
WESTERN-HIGH	6,476	954.31	11,245	945.85
WESTERN-MEDIUM	56,264	716.82	80,430	687.25
LOW	3,886	1,660.71	5,321	1,756.61
TOTAL	98,329	747.21	165,238	737.11
SPECIAL TEA				
UVA-HIGH	1,346	3,517.68	1,793	3,671.02
WESTERN-HIGH	1,635	3,383.18	1,747	4,125.07
UVA-MEDIUM	8	17,750.00	10	17,000.00
WESTERN-MEDIUM	4,955	1,275.99	9,398	1,215.87
LOW	3,375	1,296.07	3,594	1,525.21
TOTAL	11,319	1,864.57	16,542	1,865.92
BLACK TEA SALES FROM REFUSE TEA PROCESSING CENTRES				
UVA-HIGH	121,964	433.00	247,349	432.10
WESTERN-HIGH	169,646	474.52	320,309	469.51
UVA-MEDIUM	18,460	447.58	40,830	441.21
WESTERN-MEDIUM	48,262	488.53	98,342	498.04
LOW	94,835	452.27	174,486	447.80
TOTAL	453,167	459.08	881,316	456.58
COMPOSITE NATIONAL AVERAGES				
High Grown	5,071,852	611.83	10,614,704	612.60
Medium Grown	3,911,928	579.78	8,524,332	582.75
Low Grown	15,337,205	674.11	31,534,652	673.49
ALL TEA AVERAGE	24,320,984	645.95	50,673,687	645.47



ALL BROKERS PRIVATE SALE FIGURES (FOR THE PERIOD – 22ND TO 27TH FEBRUARY 2021)

	WEEKLY	TODATE
High, Medium & Low	49,593.00	478,918.50
Green Tea	44,367.00	255,256.00
Organic Tea	6,104.00	78,952.00
BMF	392,754.00	1,634,734.00
Direct Sales	-	-
Forward Contract	35,000.00	114,200.00





- **Crop and Weather**
- **Crop Figures**
- **Revised Tea Production 2020**
- **Tea News**

CROP AND WEATHER - FOR THE PERIOD OF 22ND TO 28TH FEBRUARY 2021



Western

Occasional showers were recorded at the beginning of the week whilst bright weather conditions were recorded towards the latter part.



Nuwara Eliya

Bright and sunny weather conditions were recorded throughout the week.



Uva

Dry weather conditions were experienced in Badulla, Haputale and Lunugala.



Low Grown

Bright mornings and occasional scattered afternoon showers were recorded in Galle, Ratnapura and Deniyaya districts.



Crop

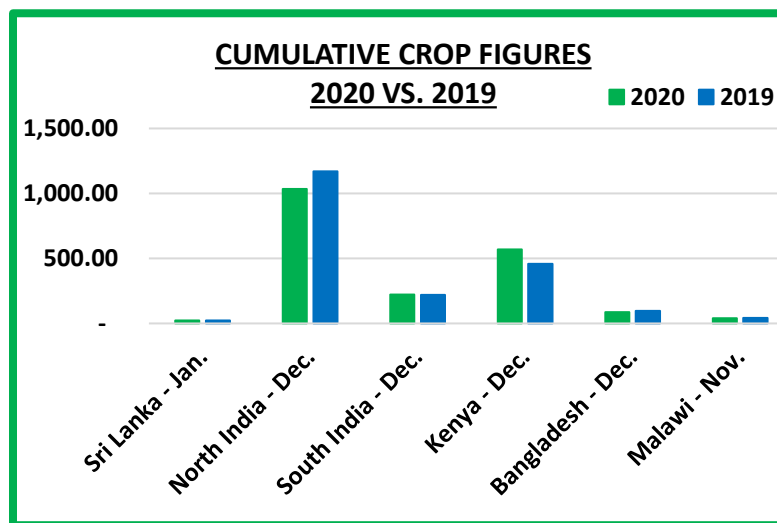
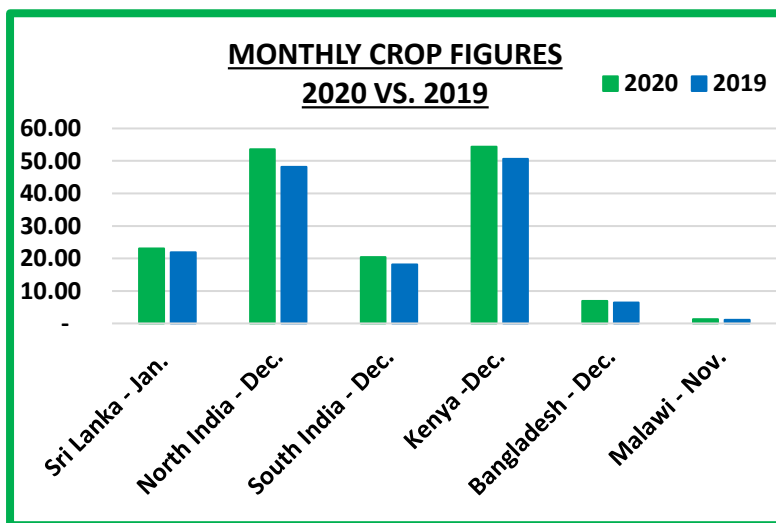
Crop intakes are low.



CROP FIGURES OF MAJOR PRODUCING & EXPORTING COUNTRIES

Country	Month	2020 * 2021	2019 * 2020	Cumulative	2020 * 2021	2019 * 2020	Cumulative + Inc. / Dec.
Sri Lanka	January	* 23.04	* 21.93	Upto January	* 23.04	* 21.93	1.11
North India	December	53.56 (E)	48.19	Upto December	1034.06 (E)	1171.09	- 137.03
South India	December	20.37 (E)	18.12	Upto December	221.54 (E)	218.99	+ 2.55
Kenya	December	54.41	50.65	Upto December	569.53	458.85	+ 110.68
Bangladesh	December	6.96	6.42	Upto December	86.39	96.07	- 9.68
Malawi	November	1.3	1.1	Upto November	39.9	43.2	- 3.3

(E) - Estimated



REVISED TEA PRODUCTION 2020 - MONTHLY



PROC.MTD./ ELEVATION	JAN	FEB	MAR	APR	MAY	JUN	JULY	AUG	SEP	OCT	NOV	DEC
ORTHODOX (ONLY) TEA - in Kgs.												
HIGH	4,450,971	3,920,488	2,932,345	3,651,356	6,052,025	6,532,212	5,132,472	3,567,640	3,620,193	3,985,887	4,734,769	5,699,621
MEDIUM	2,725,843	2,654,404	2,154,491	2,547,877	4,822,980	3,500,119	3,339,786	2,711,056	2,771,966	2,829,911	3,194,066	3,553,861
LOW	12,275,355	9,443,797	6,621,968	12,646,711	14,900,019	14,514,096	15,351,752	14,074,512	13,492,978	14,747,995	14,241,705	16,157,906
TOTAL	19,452,169	16,018,689	11,708,804	18,845,944	25,775,024	24,546,427	23,824,011	20,353,208	19,885,137	21,563,792	22,170,541	25,411,389
BIO TEA - in Kgs.												
HIGH	39,560	46,992	49,221	60,272	78,112	54,407	53,372	29,996	38,458	37,394	34,504	52,828
MEDIUM	32,548	43,554	29,819	31,340	66,818	50,840	55,989	41,592	47,464	41,588	47,441	57,082
LOW	7,017	3,327	3,042	8,684	7,788	7,202	8,470	6,500	6,851	8,322	7,114	8,240
TOTAL	79,125	93,873	82,082	100,296	152,718	112,449	117,830	78,088	92,773	87,304	89,059	118,150
RECLAIMED TEA - in Kgs.												
HIGH	97,861	85,854	100,008	58,807	74,553	85,061	90,906	106,664	92,148	94,778	97,147	79,175
MEDIUM	17,144	6,947	8,502	5,159	7,995	12,372	17,597	15,007	15,194	10,105	21,573	92,087
LOW	47,906	54,398	54,066	41,827	48,966	74,955	70,179	51,161	59,032	61,252	62,761	46,880
TOTAL	162,911	147,198	162,576	105,793	131,514	172,387	178,682	172,832	166,373	166,135	181,481	218,141



REVISED TEA PRODUCTION 2020 - MONTHLY (Continued)



PROC.MTD./ ELEVATION	JAN	FEB	MAR	APR	MAY	JUN	JULY	AUG	SEP	OCT	NOV	DEC
ORTHODOX (INCLUDING BIO, RECLAIMED TEA) TEA- in Kgs.												
HIGH	4,588,392	4,053,334	3,081,574	3,770,435	6,204,689	6,671,680	5,276,750	3,704,300	3,750,799	4,118,059	4,866,419	5,831,624
MEDIUM	2,775,535	2,704,905	2,192,812	2,584,376	4,897,793	3,563,331	3,413,372	2,767,655	2,834,624	2,881,604	3,263,080	3,703,030
LOW	12,330,277	9,501,521	6,679,076	12,697,222	14,956,773	14,596,252	15,430,401	14,132,173	13,558,861	14,817,569	14,311,580	16,213,025
TOTAL	19,694,204	16,259,760	11,953,462	19,052,033	26,059,255	24,831,263	24,120,523	20,604,127	20,144,283	21,817,231	22,441,080	25,747,680
CTC TEA - in Kgs.												
HIGH	412,642	409,663	301,197	362,498	530,955	570,960	517,565	342,927	373,243	345,136	524,832	618,326
MEDIUM	672,063	612,613	451,476	468,192	1,004,105	856,897	774,320	575,798	542,300	597,225	764,518	933,406
LOW	999,371	764,550	705,271	861,702	874,159	905,512	891,469	757,178	777,550	867,478	960,219	1,171,859
TOTAL	2,084,075	1,786,826	1,457,944	1,692,392	2,409,219	2,333,369	2,183,354	1,675,903	1,693,093	1,809,839	2,249,569	2,723,590
TOTAL BLACK TEA - in Kgs.												
HIGH	5,001,034	4,462,997	3,382,771	4,132,933	6,735,644	7,242,640	5,794,315	4,047,227	4,124,042	4,463,195	5,391,251	6,449,949
MEDIUM	3,447,597	3,317,518	2,644,287	3,052,568	5,901,898	4,420,228	4,187,692	3,343,452	3,376,924	3,478,829	4,027,598	4,636,436
LOW	13,329,648	10,266,071	7,384,347	13,558,924	15,830,932	15,501,764	16,321,870	14,889,351	14,336,411	15,685,047	15,271,799	17,384,884
TOTAL	21,778,279	18,046,585	13,411,405	20,744,425	28,468,474	27,164,632	26,303,877	22,280,030	21,837,376	23,627,070	24,690,648	28,471,270
GREEN TEA - in Kgs.												
HIGH	84,137	85,535	59,953	47,525	52,888	115,621	75,594	91,150	95,524	107,446	111,087	88,040
MEDIUM	72,092	70,562	43,788	26,176	69,424	66,293	88,382	72,671	94,818	101,919	102,248	88,856
LOW	8,404	10,611	10,891	4,520	12,260	10,524	11,850	12,286	9,410	8,353	7,870	8,988
TOTAL	164,633	166,708	114,632	78,221	134,572	192,438	175,826	176,107	199,752	217,718	221,205	185,884
TOTAL TEA PRODUCTION - in Kgs.												
HIGH	5,085,171	4,548,531	3,442,723	4,180,458	6,788,532	7,358,261	5,869,909	4,138,376	4,219,565	4,570,641	5,502,338	6,537,989
MEDIUM	3,519,689	3,388,080	2,688,075	3,078,744	5,971,322	4,486,521	4,276,074	3,416,123	3,471,742	3,580,748	4,129,846	4,725,292
LOW	13,338,052	10,276,682	7,395,238	13,563,444	15,843,192	15,512,288	16,333,720	14,901,637	14,345,821	15,693,400	15,279,668	17,393,872
TOTAL	21,942,912	18,213,293	13,526,037	20,822,646	28,603,046	27,357,070	26,479,703	22,456,136	22,037,127	23,844,788	24,911,853	28,657,154



REVISED TEA PRODUCTION 2020 - CUMULATIVE



PROC.MTD./ ELEVATION	JAN	FEB	MAR	APR	MAY	JUN	JULY	AUG	SEP	OCT	NOV	DEC
ORTHODOX (ONLY) TEA - in Kgs.												
HIGH	4,450,971	8,371,459	11,303,804	14,955,160	21,007,185	27,539,397	32,671,869	36,239,509	39,859,702	43,845,589	48,580,358	54,279,979
MEDIUM	2,725,843	5,380,247	7,534,738	10,082,615	14,905,595	18,405,714	21,745,501	24,456,556	27,228,522	30,058,433	33,252,499	36,806,360
LOW	12,275,355	21,719,152	28,341,120	40,987,831	55,887,850	70,401,946	85,753,698	99,828,210	113,321,188	128,069,183	142,310,888	158,468,794
TOTAL	19,452,169	35,470,858	47,179,662	66,025,606	91,800,630	116,347,057	140,171,068	160,524,275	180,409,413	201,973,205	224,143,745	249,555,134
BIO TEA - in Kgs.												
HIGH	39,560	86,552	135,773	196,045	274,157	328,564	381,935	411,931	450,389	487,783	522,287	575,115
MEDIUM	32,548	76,102	105,921	137,261	204,079	254,919	310,907	352,499	399,963	441,551	488,992	546,074
LOW	7,017	10,344	13,386	22,070	29,858	37,060	45,530	52,030	58,881	67,203	74,317	82,557
TOTAL	79,125	172,997	255,079	355,375	508,093	620,542	738,373	816,461	909,234	996,538	1,085,596	1,203,746
RECLAIMED TEA - in Kgs.												
HIGH	97,861	183,715	283,722	342,529	417,082	502,142	593,048	699,712	791,860	886,638	983,784	1,062,959
MEDIUM	17,144	24,091	32,593	37,752	45,747	58,119	75,716	90,723	105,917	116,022	137,595	229,682
LOW	47,906	102,303	156,369	198,196	247,162	322,117	392,296	443,456	502,488	563,740	626,501	673,380
TOTAL	162,911	310,109	472,684	578,477	709,991	882,378	1,061,060	1,233,891	1,400,264	1,566,399	1,747,880	1,966,021



REVISED TEA PRODUCTION 2020 - CUMULATIVE (Continued)



PROC.MTD./ ELEVATION	JAN	FEB	MAR	APR	MAY	JUN	JULY	AUG	SEP	OCT	NOV	DEC
ORTHODOX (INCLUDING BIO, RECLAIMED TEA) TEA- in Kgs.												
HIGH	4,588,392	8,641,725	11,723,299	15,493,734	21,698,423	28,370,103	33,646,852	37,351,152	41,101,951	45,220,010	50,086,429	55,918,053
MEDIUM	2,775,535	5,480,440	7,673,251	10,257,628	15,155,421	18,718,752	22,132,124	24,899,779	27,734,403	30,616,006	33,879,087	37,582,117
LOW	12,330,277	21,831,799	28,510,875	41,208,097	56,164,870	70,761,122	86,191,523	100,323,696	113,882,557	128,700,125	143,011,706	159,224,731
TOTAL	19,694,204	35,953,963	47,907,425	66,959,458	93,018,714	117,849,977	141,970,500	162,574,627	182,718,910	204,536,141	226,977,221	252,724,901
CTC TEA - in Kgs.												
HIGH	412,642	822,305	1,123,502	1,486,000	2,016,955	2,587,915	3,105,480	3,448,407	3,821,650	4,166,786	4,691,618	5,309,944
MEDIUM	672,063	1,284,676	1,736,151	2,204,343	3,208,448	4,065,345	4,839,665	5,415,463	5,957,762	6,554,987	7,319,505	8,252,911
LOW	999,371	1,763,920	2,469,191	3,330,893	4,205,052	5,110,564	6,002,033	6,759,211	7,536,761	8,404,239	9,364,458	10,536,317
TOTAL	2,084,075	3,870,901	5,328,844	7,021,236	9,430,455	11,763,824	13,947,178	15,623,081	17,316,173	19,126,012	21,375,581	24,099,171
TOTAL BLACK TEA - in Kgs.												
HIGH	5,001,034	9,464,030	12,846,801	16,979,734	23,715,378	30,958,018	36,752,332	40,799,559	44,923,601	49,386,796	54,778,047	61,227,996
MEDIUM	3,447,597	6,765,115	9,409,402	12,461,971	18,363,869	22,784,097	26,971,789	30,315,241	33,692,165	37,170,993	41,198,592	45,835,027
LOW	13,329,648	23,595,719	30,980,066	44,538,990	60,369,922	75,871,686	92,193,557	107,082,907	121,419,318	137,104,364	152,376,163	169,761,048
TOTAL	21,778,279	39,824,864	53,236,269	73,980,694	102,449,169	129,613,801	155,917,678	178,197,708	200,035,083	223,662,153	248,352,802	276,824,071
GREEN TEA - in Kgs.												
HIGH	84,137	169,672	229,624	277,149	330,037	445,658	521,252	612,402	707,925	815,371	926,458	1,014,498
MEDIUM	72,092	142,654	186,442	212,618	282,042	348,335	436,717	509,388	604,206	706,125	808,373	897,229
LOW	8,404	19,016	29,907	34,427	46,687	57,211	69,061	81,347	90,757	99,110	106,979	115,967
TOTAL	164,633	331,341	445,972	524,193	658,765	851,203	1,027,029	1,203,136	1,402,888	1,620,606	1,841,810	2,027,694
TOTAL TEA PRODUCTION - in Kgs.												
HIGH	5,085,171	9,633,702	13,076,425	17,256,883	24,045,415	31,403,676	37,273,584	41,411,960	45,631,526	50,202,167	55,704,505	62,242,494
MEDIUM	3,519,689	6,907,769	9,595,844	12,674,588	18,645,910	23,132,431	27,408,505	30,824,629	34,296,370	37,877,118	42,006,964	46,732,256
LOW	13,338,052	23,614,734	31,009,973	44,573,417	60,416,609	75,928,897	92,262,617	107,164,254	121,510,075	137,203,474	152,483,143	169,877,015
TOTAL	21,942,912	40,156,205	53,682,242	74,504,888	103,107,934	130,465,004	156,944,707	179,400,844	201,437,971	225,282,759	250,194,612	278,851,765

SOURCE : SRI LANKA TEA BOARD



TEA NEWS AROUND THE GLOBE



MOMBASA MARKET

SALE NO. 08 – SALE OF 22ND / 23RD & 24TH FEBRUARY 2021

There was good general demand for the 201,852 packages (13,365,038.50 kilos) available and 11.90% remained unsold.

LEAF GRADES

Offerings: 105,280 packages (6,888,758 kilos). 11.17% remained without bids.

The best BP1s available were steady to USC6 dearer with quality and brighter types held firm to USC6 above last levels while medium categories saw an irregular enquiry closely following quality and ranged between firm to USC21 dearer to easier by USC4 to USC19. Lower medium varieties met less interest and shed USC5 to USC28 where sold with plainer sorts varying between steady to USC2 dearer to easier by USC4 to USC13 and many invoices were neglected.

Best PF1s on offer saw reduced activity and eased by up to USC40 but a few improved lines advanced by up to USC6 with quality while brighter types were irregular ranging between steady to USC8 dearer to easier by up to USC4. Medium varieties were fully firm to USC8 below previous week's levels with lower mediums irregular varying between steady to USC12 above last prices to easier by USC4 to USC20 and some teas were unsold. Plainer descriptions varied between firm to USC6 dearer to easier by USC4 to USC20 and some invoices were difficult of sale.

DUST GRADES

Offerings: 68,360 packages (5,042,393.00 kilos) with 13.78% remaining unsold.

The best PDUSTs on offer shed up to USC22 but a few improved lines gained up to USC2 with brighter types firm to USC6 above previous week's levels. Medium sorts appreciated by USC4 to USC10 while lower mediums saw an irregular enquiry varying between USC5 to USC12 dearer to easier by USC3 to USC18 and a few invoices were unsold; plainer descriptions ranged between steady to USC8 above last prices to easier by USC9 to USC14 and some invoices were neglected.

Best DUST1s available were steady to USC3 easier while brighter varieties met an irregular interest and varied between firm to USC7 dearer to easier by up to USC13. Mediums were irregular ranging between steady to USC6 above previous rates to easier by USC2 to USC5 and a few lines remained unsold with lower medium types firm to USC10 dearer and some teas were unsold. Plainer categories held steady to USC10 above last prices to easier by USC2 to USC7 and plainest were neglected.

SECONDARY GRADES

Offerings: 28,212 packages (1,432,888.00 kilos) and were 9.92% were unsold.

In the secondary catalogues, BPs held value with PFs firm. Clean well sorted coloury Fannings gained with DUSTs dearer. Other Fannings were firm with DUSTs steady. BMFs were well absorbed.

MARKETS

There was useful and strong enquiry from Egyptian Packers while Sudan showed more and strong support with strong interest from Pakistan Packers and UK but at lower levels. Yemen, other Middle Eastern countries, Bazaar and Russia were active with reduced activity from Kazakhstan and other CIS states while Iran were subdued. Local Packers lent more interest in line with price. Afghanistan were quieter. Somalia were more active at the lower end of the market.





TEA NEWS AROUND THE GLOBE

MOMBASA MARKET – Continued

QUOTATIONS	BROKENS	FANNINGS
Best	460 - 1162	452 - 575
Good	443 - 675	441 - 525
Medium	441 - 550	422 - 471
Medium	412 - 496	391 - 446
Lower Medium	239 - 352	249 - 364
Plain	209 - 364	207 - 372 (SL RUPEES)

AUCTION AVERAGE PRICE

AUCTION	KENYA 2020 \$	KENYA 2021 \$	TOTAL 2020 \$	TOTAL 2021 \$
06	2.13	2.02	2.03	1.96
07	2.08	2.02	1.99	1.96
08	2.11	2.05	2.01	1.98

SOURCE : AFRICA TEA BROKERS LTD.



TEA NEWS AROUND THE GLOBE



CHITTAGONG MARKET

SALE NO. 40 – 01ST MARCH 2021

CTC LEAF: 18,558 packages of Current Season and 70 packages of Old Season teas on offer met with a little more demand at firm to slightly dearer rates.

BROKENS: A nominal weight of good Brokens on offer were well supported at around last levels and were generally firm to a touch dearer. All other Brokens sold well in line with quality. Withdrawals were fewer.

FANNINGS: A small weight of clean Fannings met with quite a strong demand and were generally dearer following quality. Medium and plainer types met with a better demand and sold around last levels.

CTC DUST: 6,124 packages of Current Season and 45 packages of Old Season teas on offer met with a good demand. Good liquoring Dusts sold at slightly easier levels closely following quality. Medium and Plainer sorts were fully firm to a little dearer. Nominal weight of BLF Dusts sold at around last levels. Blenders lent strong support with fair interest from the Loose tea buyers.

COMMENTS: There was more activity in this week's sale from both Blenders and Loose tea buyers. All types were disposed off at fairly firm rates and the withdrawals were fewer.

Dusts sold well.

Our catalogue (Sale 40): Avg: Tk 193.09, Sold 94.1% & (Sale 39) Avg: Tk 195.48, sold 80.2

Quotations – This Week – (In Taka)

Brokens	This Week	Last Week	Fannings	This week	Last Week	Dust	This week	Last Week
Large	175-185 nom	172-180 nom	Best	195-210 nom	195-205 nom	PD	172-219	172-230
Medium	177-187	172-182	Good	190-195	188-193	RD	168-262	169-304
Small	185-193	183-190	Medium	180-188	177-185	D	178-260	175-274
Plain	170-175	165-172	Plain	170-175	165-173	CD	140-262	182-174
BLF	170-177	160-170	BLF	170-177	160-170	BLF	152-185	178-197

Exchange Rates 1st March, 2021 Sterling Pound: Tk. 116.1113 dollar: Tk. 83.6702

SOURCE : NATIONAL BROKERS LTD



TEA NEWS AROUND THE GLOBE



GUWAHATI MARKET

SALE NO. 08 – SALE OF 24TH FEBRUARY 2021

Market Description :

- Good demand.
- Selected held back liquoring teas sold at dearer levels with competition, remainder sold around last levels. Some browner and fibrous sorts tended easier.
- Exporters selective on bolder broken.

2. TOTAL AUCTION WEIGHTED AVERAGE (₹)

	2020-21			2019-20			UPTO SALE - 8		
	SALE - 8	SALE - 7	+/-	SALE - 8	SALE - 7	+/-	2020-21	2019-20	2018-19
CTC	162.38	147.23	15.15	85.35	90.84	-5.49	215.71	138.45	144.98
DUST	150.14	142.37	7.77	86.45	93.11	-6.66	224.98	148.17	157.51
TOTAL	158.10	145.83	12.27	85.68	91.52	-5.85	218.67	141.45	148.88

SOURCE: PARCON INDIA PVT LTD

5



TEA NEWS AROUND THE GLOBE



KOLKATA CTC / ORTHODOX MARKET

SALE NO.08 – SALE OF 25TH / 26TH FEBRUARY 2021

Market Description :

- Demand - good
- All dust were easier.

	2020-21			2019-20			UPTO SALE - 8		
	SALE - 8	SALE - 7	+/-	SALE - 8	SALE - 7	+/-	2020-21	2019-20	2018-19
CTC	158.85	168.80	-9.94	99.44	108.87	-9.43	223.51	153.60	154.47
DUST	151.29	165.07	-13.78	101.86	99.99	1.88	231.04	164.54	163.78
TOTAL	156.36	167.62	-11.25	100.24	105.88	-5.65	225.75	156.61	157.37

Market description :

- Strong demand for the nominal weight on offer which sold in line with quality.
- Orthodox sale 9, 10, 11 & 13 have been dropped.
- Out lots of sale 6, 7 & 8 will be reprinted in sale 12.

2. TOTAL AUCTION WEIGHTED AVERAGE (₹)

	WHOLE LEAF			BROKENS	FANNINGS
	1ST LINE	2ND LINE	GFOP	BROKENS	FANNINGS
BEST	NQ	NQ	NQ	NQ	NQ
GOOD	NQ	NQ	NQ	NQ	NQ
MEDIUM	NQ	NQ	NQ	NQ	NQ

SOURCE: PARCON INDIA PVT LTD



UPCOMING AUCTION DETAILS

Auction No.	11		10	
Dates	16 th / 17 th March 2021		09 th / 10 th March 2021	
	No. of Lots	Qty – kg	No. of Lots	Qty – kg
Ex-Estate	878	994,989	800	885,056
Main Sale Total	10,173	5,182,716	10,269	5,242,625
High & Medium	1,430	686,624	1,352	655,445
Low Grown – Leafy	1,963	828,986	2,022	862,588
Low Grown – Semi Leafy	1,727	836,701	1,819	909,340
Low Grown Tippy	1,985	1,034,261	2,081	1,081,784
Premium / Flowery	344	57,029	363	59,536
Off Grades	2,177	1,193,649	2,094	1,130,958
Dust	547	545,466	538	542,974
Grand Total	11,051	6,177,705	11,069	6,127,681
Reprints	463	259,264	548	324,194
Total No. of Lots on Offer	11,051		11,069	
Total Quantity on Offer (kg)	6,177,705		6,127,681	



SCHEDULED CLOSING DATES

Auction No.	Date of Sale	Ex-Estate	Main Sale
11	16 th / 17 th March 2021	25/02/2021	25/02/2021
12	23 rd / 24 th March 2021	04/03/2021	04/03/2021
13	30 th / 31 st March 2021	11/03/2021	11/03/2021

PROMPT DATES

Auction No.	Buyers	Sellers
10	16/03/2021	17/03/2021
11	23/03/2021	24/03/2021
12	30/03/2021	31/03/2021



ORDER OF SALE (SALE NO. 10 - 09TH / 10TH MARCH 2021)

Main Sale Order – 1 (Leafy / Semi Leafy / Tippy / Premium / 1A)	Main Sale Order – 2 (H & M / Off Grade / Dust)	Ex-Estate
Asia Siyaka Commodities Pvt. Ltd	JOHN KEELLS PLC	Eastern Brokers. Ltd.
JOHN KEELLS PLC	Eastern Brokers. Ltd.	Ceylon Tea Brokers Plc
Eastern Brokers. Ltd.	Ceylon Tea Brokers Plc	Lanka Commodity Brokers Ltd
Lanka Commodity Brokers Ltd	Lanka Commodity Brokers Ltd	JOHN KEELLS PLC
Mercantile Produce Brokers (Pvt) Ltd	Bartleet Produce Marketing (Pvt) Ltd	Mercantile Produce Brokers (Pvt) Ltd
Bartleet Produce Marketing (Pvt) Ltd	F & W Tea Brokers (Pvt) Ltd	Asia Siyaka Commodities Pvt. Ltd
F & W Tea Brokers (Pvt) Ltd	Mercantile Produce Brokers (Pvt) Ltd	Bartleet Produce Marketing (Pvt) Ltd
Ceylon Tea Brokers Plc	Asia Siyaka Commodities Pvt. Ltd	F & W Tea Brokers (Pvt) Ltd

[DB : HR]





“ Because the people who are crazy enough to think they can change the world are the ones who do.

– **Steve Jobs**

”