



# TEA MARKET REPORT

## JOHN KEELLS PLC

**SALE NO.09 – 04<sup>TH</sup> / 05<sup>TH</sup> MARCH 2025**



# ORDER OF SALE (SALE NO. 09 – 04<sup>TH</sup> / 05<sup>TH</sup> MARCH 2025)

Main Sale Order – 1 (Leafy / Semi Leafy / Tippy / Premium / 1A)	Main Sale Order – 2 (H & M / Off Grade / Dust)	Ex-Estate
ASIA SIYAKA COMMODITIES PLC.	ASIA SIYAKA COMMODITIES PLC.	MERCANTILE PRODUCE BROKERS (PVT) LTD
<b>JOHN KEELLS PLC</b>	<b>JOHN KEELLS PLC</b>	ASIA SIYAKA COMMODITIES PLC.
EASTERN BROKERS. LTD.	EASTERN BROKERS. LTD.	BARTLEET PRODUCE MARKETING (PVT) LTD
LANKA COMMODITY BROKERS LTD	CEYLON TEA BROKERS PLC	FORBES & WALKER TEA BROKERS (PVT) LTD
MERCANTILE PRODUCE BROKERS (PVT) LTD	LANKA COMMODITY BROKERS LTD	EASTERN BROKERS. LTD.
BARTLEET PRODUCE MARKETING (PVT) LTD	BARTLEET PRODUCE MARKETING (PVT) LTD	CEYLON TEA BROKERS PLC
FORBES & WALKER TEA BROKERS (PVT) LTD	FORBES & WALKER TEA BROKERS (PVT) LTD	LANKA COMMODITY BROKERS LTD
CEYLON TEA BROKERS PLC	MERCANTILE PRODUCE BROKERS (PVT) LTD	<b>JOHN KEELLS PLC</b>



## AUCTION DETAILS

Auction No.	09	
Dates	04 <sup>th</sup> / 05 <sup>th</sup> March 2025	
	No. of Lots	Qty – kg
Ex Estate	862	846,921
Main Sale Total	9,903	4,477,752
High & Medium	1,247	532,110
Low Grown - Leafy	1,933	709,366
Low Grown - Semi Leafy	1,580	645,307
Low Grown Tippy	1,870	860,488
Premium / Flowery	390	57,010
Off Grades	2,257	1,114,234
Dust	626	559,237
Grand Total	10,765	5,324,673
Reprints	1,169	618,513
<b>Total No. of Lots Offered</b>	<b>10,765</b>	
<b>Total Quantity Offered (kg)</b>	<b>5,324,673</b>	

## PROMPT DATES

Auction No.	Buyers	Sellers
09	11/03/2025	12/03/2025

# COMMENTS

Tea Auction averages for the month of February 2025 recorded at Rs.1,168.93 is a decline of 11.4% in comparison to February 2024 which was at Rs.1,320.71. When analyzing the respective elevations, the High Grown recorded an average of Rs.1,105.71 with a negative variance of Rs.63.25 in comparison to Rs.1,168.96 in February 2024. The Medium Grown too recorded a negative variance of Rs.128.46 with an average of Rs.1,028.28 when compared to Rs.1,156.74 in 2024. Similarly, the Low Grown recorded a negative variance of Rs.184.28 with an average of Rs.1,225.50 in February 2025 in comparison to Rs.1,409.78 in February 2024.

0.84Mkg of Ex-Estate teas on offer met with fair demand. Select best Western High Grown BOPs gained substantially following quality and special inquiry, the below best and plainer varieties were firm to dearer. Select best Western High Grown BOPFs too gained substantially following quality and special inquiry, whilst the below best sorts were firm to dearer. Nuwara Eliya BOPs sold well and maintained last levels, the BOPFs too followed a similar trend. Uda Pussellawa BOPs were marginally easier, the BOPFs were barely steady. Uva BOPs gained selectively, the BOPFs were firm to dearer. Low Grown CTC BP1s were firm, the High and Medium sorts were tending irregular. Low Grown CTC PF1s were firm to dearer, the High and medium sorts were firm to marginally dearer at times.

The 2.2Mkg of Low Grown teas on offer met with fair demand. In the Leafy segment, Well-made OP / OPAs were firm, others gained irregularly. Select best OP1s were lower, others were firm to dearer. BOP1s were lower to last. PEKOE1s were firm to dearer. In the Small Leaf segment. FBOP / FBOPF1s were firm to dearer. The BOPF.SP, BOPF, BOP.SP and BOPs maintained last levels. FBOPF varieties were dearer. Premium Flowery teas met with good demand.

Turkey, Russia and the C.I.S countries lent fair support. Libya and Iraq were active.







## MARKET DESCRIPTION

### Western Teas

Select best Western High Grown BOPs appreciated substantially by Rs.50/- to Rs.100/- following quality and special inquiry, the below best and plainer varieties were dearer by Rs.20/- to Rs.30/- at times. Select best Western High Grown BOPFs were substantially dearer by Rs.80/- to Rs.100/- following quality and special inquiry, the below best and plainer varieties appreciated by Rs.20/- to Rs.40/-. Medium BOPs appreciated by Rs.50/-, the BOPFs too followed a similar trend.

### Nuwara Eliya Teas

BOP / BOPFs sold well and were firm to dearer by Rs.30/- to Rs.50/-.

### Uva Teas

Uva BOPs appreciated selectively by Rs.20/- to Rs.40/-, the BOPFs too followed a similar trend. Uda Pussellawa BOPs declined Rs.20/- to Rs.30/-, the BOPFs were firm to marginally dearer at times.

### CTC Teas

Low Grown CTC BP1s gained by Rs.20/- to Rs.30/-, the High and Medium sorts were firm to dearer by Rs.20/-. Low Grown CTC PF1s gained Rs.20/- to Rs.30/- at times, the High and Medium sorts appreciated irregularly.

## QUOTATIONS

	BOP – RS.	BOPF – RS.
Good Westerns	1380 – 1950	1440 – 1850
Average Westerns	1140 – 1340	1280 – 1420
Plainer Westerns	960 – 1100	1000 – 1260
Western Mediums	840 – 1500	780 -1200
Uva Teas	920 – 1320	1040 – 1260
Nuwara Eliya Teas	1320 – 1500	1400 – 1550
Uda Pussellawa Teas	940 – 1040	960 – 1100
CTC (BP1 and PF1)	800 – 1300	750 – 1500





# MARKET DESCRIPTION

## Low Grown

Select best OP1s met with lower demand, best types were irregular, below best types along with the secondaries were firm to dearer. Select best OPs met with declining demand, others sold at last levels. Select best OPAs were marginally lower, best types were firm, others were firm to dearer. Select best BOP1s were lower to last, best and below best types met with irregular demand, bold, mixed types declined. Well-made Pekoe were firm, best types along with the bolder types were easier, poorer sorts were firm. Shotty Pekoe1s were firm, others were firm to dearer.

Well-made BOPs were firm, the poorer varieties were dearer. BOP.SP.s and BOPF.SP.s were firm. BOPFs in general were firm. Select best and best FBOPF1s were firm whilst the rest were dearer. Select best FBOPs along with the below best types were firm, bolder types were lower to last. All FBOPF varieties were firm to dearer. Premium Flowery teas met with good demand.

## Off Grades

Select best and best Fgs1s were firm on last levels, below best and poorer sorts were dearer by Rs.10/- to Rs.20/-. Select best and best BMs maintained on last levels, below best and poorer sorts were dearer by Rs.20/- to Rs.40/-. Select best and best BPs were firm on last levels, below best and poorer varieties were dearer by Rs.20/- to Rs.40/-. Select best BOP1As were dearer by Rs.40/- to Rs.80/-, best types were higher by Rs.50/- to Rs.100/-, below best types maintained on last levels, whilst poorer types were higher by Rs.10/- to Rs.20/-.

## Dust

Select best Dust1s were firm, best and below best types were dearer by Rs.20/- to Rs.40/-, poorer types were firm. High and Medium CTCs were firm on last. Low Grown CTCs were dearer by Rs.40/- to Rs.60/-. Low Grown Dust / Dust1s were firm.



# QUOTATIONS

	Select Best	Best	Below Best	Others
<b>LIQUORING</b>				
DUST-1	1260.00 - 1650.00	1180.00 - 1250.00	1000.00 - 1170.00	720.00 - 990.00
<b>OFF GRADES</b>				
FGS1	1080.00 - 1260.00	920.00 - 1070.00	800.00 - 910.00	660.00 - 790.00
FGS	830.00 - 980.00	790.00 - 820.00	740.00 - 780.00	680.00 - 730.00
<b>LOW GROWNS</b>				
FBOPF / FFSP / FFEXSP	3500.00 - 4400.00	3300.00 - 3400.00	2000.00 - 2500.00	1000.00 - 1100.00
BOP	1600.00 - 1800.00	1400.00 - 1450.00	1250.00 - 1350.00	950.00 - 1000.00
BOPSP	1450.00 - 1600.00	1300.00 - 1400.00	1000.00 - 1100.00	850.00 - 900.00
BOPF	1400.00 - 1650.00	900.00 - 1000.00	850.00 - 900.00	800.00 - 850.00
FBOPF1	1550.00 - 1700.00	1400.00 - 1450.00	1300.00 - 1350.00	950.00 - 1000.00
FBOP	2300.00 - 2550.00	1550.00 - 1600.00	1300.00 - 1350.00	900.00 - 1000.00
BOP1	2100.00 - 3000.00	1750.00 - 2050.00	1300.00 - 1460.00	850.00 - 1280.00
OP1	2800.00 - 3400.00	2350.00 - 2750.00	1650.00 - 2300.00	900.00 - 1500.00
OP	1480.00 - 1700.00	1380.00 - 1460.00	1320.00 - 1360.00	950.00 - 1300.00
OPA	1460.00 - 1950.00	1360.00 - 1440.00	1260.00 - 1340.00	900.00 - 1240.00
PEKOE	1440.00 - 2250.00	1300.00 - 1420.00	1180.00 - 1280.00	800.00 - 1160.00
PEKOE1	1650.00 - 2200.00	1380.00 - 1600.00	1220.00 - 1360.00	800.00 - 1200.00
DUST / DUST1	1060.00 - 1440.00	810.00 - 1040.00	730.00 - 800.00	600.00 - 720.00



# EXCHANGE RATES

The average rates currencies quoted on 05<sup>th</sup> March 2025 at 9.30 a.m. by Commercial Banks in Colombo for Telegraphic Transfers (TT).

CURRENCY	BUY RATE	SELL RATE
USD	290.95	299.51
EURO	306.77	319.42
GBP	370.16	384.15





- **Top Prices**
- **Colombo Auction Averages**
- **National Elevational Averages**
- **All Brokers Private Sale Figures**



# TOP PRICES (SALE NO. 09 – 04<sup>TH</sup> / 05<sup>TH</sup> MARCH 2025)



WESTERN HIGH			
BOP		Robgill	1950.00
		Dessford	1950.00
BOPSP		Robgill	1900.00
BOPF/BOPFSP		Robgill	1850.00
FBOP/FBOP1		Cymru	1600.00
		Bambrakelly	1600.00
FBOPF/FBOPF1	*	<b>Inverness</b>	<b>1550.00</b>
BOP1	*	<b>Inverness</b>	<b>1600.00</b>
OP/OPA	*	<b>Venture</b>	<b>1380.00</b>
OP1	*	<b>Venture</b>	<b>1550.00</b>
PEKOE/PEKOE1		Holyrood	1750.00
		Somerset	1750.00
		Dessford	1750.00

UVA HIGH			
BOP	*	<b>Pitaratmalie</b>	<b>1320.00</b>
BOPSP		-	
BOPF/BOPFSP		Bandaraeliya	1260.00
FBOP/FBOP1	*	<b>Glenanore</b>	<b>1550.00</b>
		Uva Highlands	1550.00
FBOPF/FBOPF1	**	<b>Glenanore</b>	<b>1380.00</b>
BOP1		Uva Highlands	1750.00
OP/OPA	*	<b>Ellathota Uva</b>	<b>1460.00</b>
OP1	*	<b>Uva Highlands</b>	<b>1600.00</b>
PEKOE/PEKOE1		Glenanore	1550.00

NUWARA ELIYA			
BOP	*	<b>Lovers Leap</b>	<b>1500.00</b>
BOPSP		Kenmare	980.00
BOPF/BOPFSP		Mahagastotte	1550.00
FBOP/FBOP1		Court Lodge	1400.00
OP/OPA		Court Lodge	1220.00
PEKOE/PEKOE1		Mahagastotte	1300.00

WESTERN MEDIUM			
BOP		Doombagastalawa	1500.00
BOPSP		Ancoombra	1460.00
BOPF/BOPFSP		Vellai Oya	1200.00
FBOP/FBOP1		Craighead	1900.00
FBOPF/FBOPF1		Craighead	1650.00
BOP1	*	<b>Nayapane</b>	<b>1500.00</b>
		Hanthana Hills	1500.00
OP/OPA		Hayes	1400.00
OP1		Hatale	1600.00
PEKOE/PEKOE1		Meezan	1750.00
		Uplands	1750.00

UVA MEDIUM			
BOP		Roseland Uva	1000.00
BOPSP		Hindagala	1300.00
BOPF/BOPFSP		El Teb	1140.00
FBOP/FBOP1		Roseland Uva	1750.00
FBOPF/FBOPF1		Sarnia Plaiderie	1500.00
BOP1		Aruna Passara	1550.00
OP/OPA		Sarnia Plaiderie	1320.00
OP1		Dickwella	1750.00
PEKOE/PEKOE1		Shawlands	1500.00
		Cecilton	1500.00

CTC LOW			
PF1	*	<b>Kalubowitiyana CTC</b>	<b>1500.00</b>
BP1		Ceciliyan CTC	1160.00
BPS		Lantern Hill CTC	860.00
OF		-	

UDA PUSSELLAWA			
BOP		Luckyland	1040.00
		Kirklees	1040.00
BOPSP		Kirklees	960.00
BOPF/BOPFSP		Luckyland	1100.00
FBOP/FBOP1		Blairlomond	1460.00
FBOPF/FBOPF1		Blairlomond	1380.00
BOP1		-	
OP/OPA		Delmar	1260.00
OP1		Blairlomond	1300.00
PEKOE/PEKOE1		Delmar	1440.00

CTC HIGH			
PF1		Dunsinane CTC	1240.00
BP1		-	
BPS		-	
OF		-	

CTC MEDIUM			
PF1		New Peacock CTC	1220.00
BP1	*	<b>New Peacock CTC</b>	<b>1300.00</b>
BPS		Aultmore CTC	1000.00
OF		-	



# TOP PRICES (SALE NO. 09 – 04<sup>TH</sup> / 05<sup>TH</sup> MARCH 2025)

LOW			
BOP		Golden Garden	1950.00
BOPSP		Kelani	1800.00
BOPF		Sithaka	1900.00
BOPFSP		Adams View	1650.00
FBOP		Sithaka	2750.00
FBOP1	*	<b>Ceciliyan</b>	<b>1950.00</b>
FBOPF	*	<b>Richiland</b>	<b>2400.00</b>
FBOPF1		Pothotuwa	1700.00
		Makandura	1700.00
		Galatara	1700.00
BOP1		Pothotuwa	3000.00
OP1		Pothotuwa	3400.00
	*	<b>Kiruwanaganga</b>	<b>3150.00</b>
OP		Miriswatte	1700.00
OPA		Liyonta	1950.00
PEKOE		Lumbini	2250.00
PEKOE1		Andaradeniya Super	2200.00
		Dampahala	2200.00
		Mulatiyana Hills	2200.00

PREMIUM			
FBOPFSP		Kurunduwatta	4100.00
FBOPFEXSP		H P P Tea	4400.00
FBOPFEXSP1		Greenwin Super	4050.00

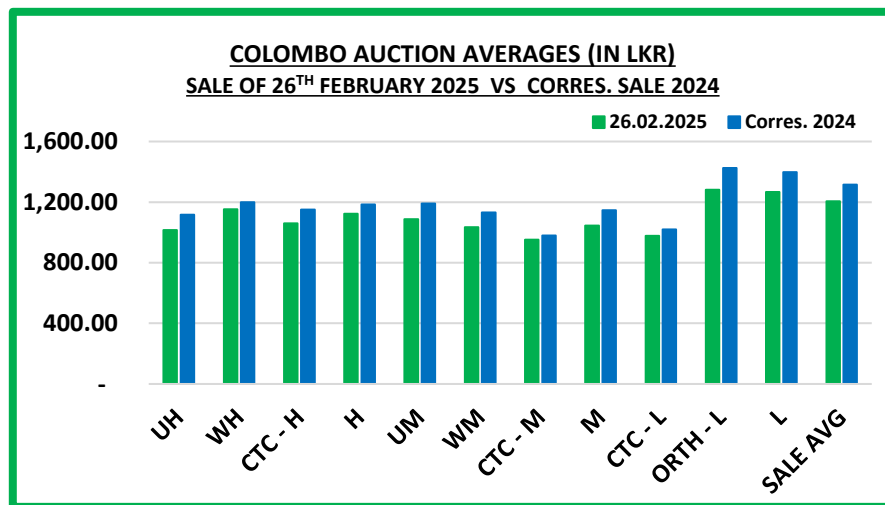
DUST			
DUST1	*	<b>Mattakelle</b>	<b>1650.00</b>
P.DUST		Kalubowitiyana CTC	1480.00
	*	<b>Hingalgoda CTC</b>	<b>1460.00</b>
		Ceciliyan CTC	1460.00

OFF GRADES			
FNGS/FNGS1		Holyrood	1260.00
PFNGS	*	<b>Hingalgoda CTC</b>	<b>1220.00</b>
BM	*	<b>Bogoda</b>	<b>1080.00</b>
	*	<b>Mathota Hills</b>	<b>1000.00</b>
BP		Nilgiri	1400.00
		Ransegoda Hills	1400.00
BOP1A		Chandrika Estate	1380.00

**\*\* MORE THAN ONE TOP PRICE OBTAINED**  
**\* TEAS SOLD BY JOHN KEELLS PLC**  
**+ ALL TIME RECORD PRICE**  
**++ ALL TIME RECORD PRICE EQUALED**

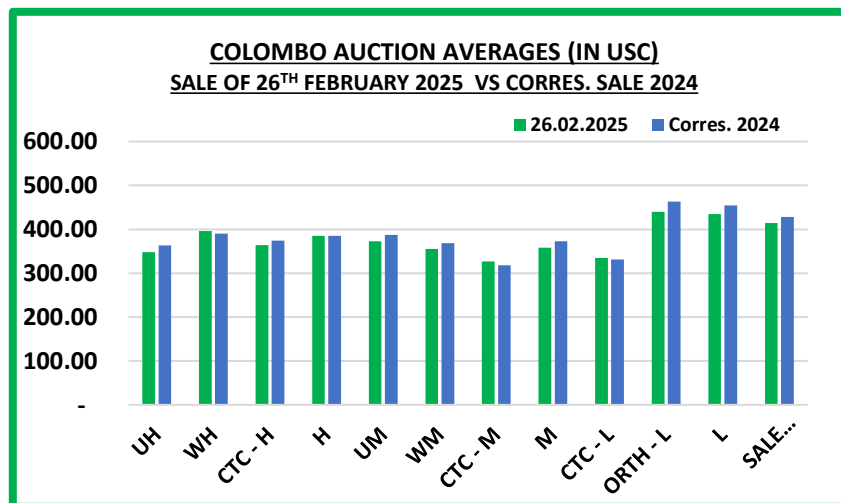


# COLOMBO AUCTION AVERAGES



	Sale of 19/02/2025 In LKR	Sale of 26/02/2025 In LKR	Corres. 2024 In LKR
Uva High Grown	1016.12	1014.57	1117.25
Western High Grown	1149.63	1153.13	1199.81
CTC High Grown	1059.82	1060.05	1151.72
<b>Summary of High Grown</b>	<b>1116.20</b>	<b>1123.21</b>	<b>1185.43</b>
Uva Medium Grown	1044.69	1086.63	1189.77
Western Medium Grown	1038.93	1034.65	1132.73
CTC Medium Grown	996.02	952.62	979.44
<b>Summary of Medium Grown</b>	<b>1040.41</b>	<b>1044.66</b>	<b>1146.04</b>
CTC Low Grown	955.23	977.13	1019.27
Orthodox Low Grown	1242.87	1282.20	1424.59
<b>Summary of Low Grown</b>	<b>1228.93</b>	<b>1267.24</b>	<b>1397.09</b>
<b>TOTAL SALE AVERAGE</b>	<b>1176.75</b>	<b>1205.51</b>	<b>1315.67</b>

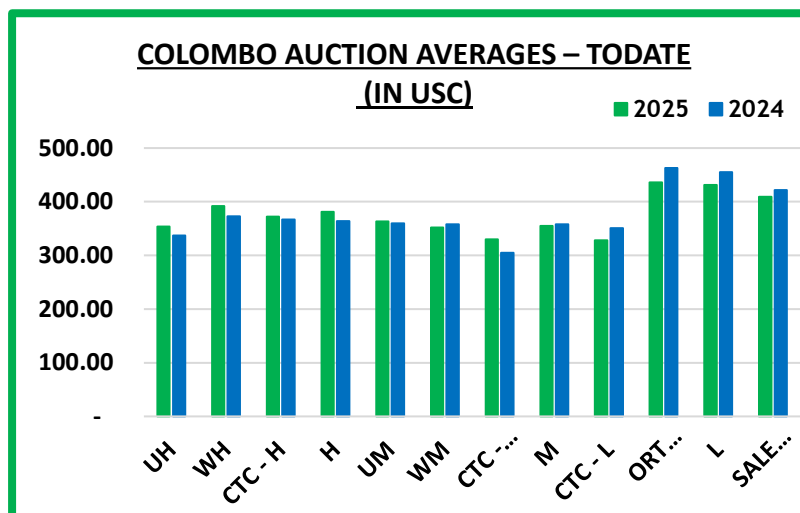
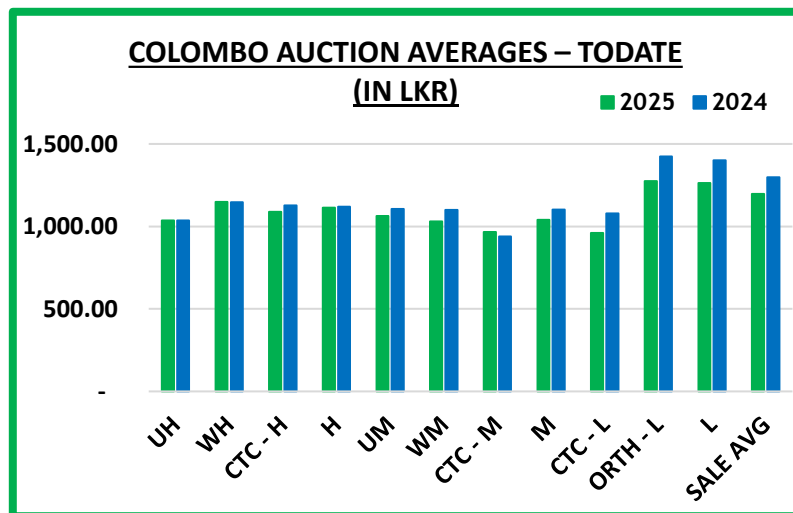
# COLOMBO AUCTION AVERAGES



	Sale of 19/02/2025 In USC	Sale of 26/02/2025 In USC	Corres. 2024 In USC
Uva High Grown	347	348	363
Western High Grown	393	396	390
CTC High Grown	362	364	374
<b>Summary of High Grown</b>	<b>382</b>	<b>385</b>	<b>385</b>
Uva Medium Grown	357	373	387
Western Medium Grown	355	355	368
CTC Medium Grown	340	327	318
<b>Summary of Medium Grown</b>	<b>356</b>	<b>358</b>	<b>373</b>
CTC Low Grown	327	335	331
Orthodox Low Grown	425	440	463
<b>Summary of Low Grown</b>	<b>420</b>	<b>435</b>	<b>454</b>
<b>TOTAL SALE AVERAGE</b>	<b>402</b>	<b>414</b>	<b>428</b>



# COLOMBO AUCTION AVERAGES



January to Date (Sale No.08)	2025 LKR	2024 LKR	2025 USC	2024 USC
Uva High Grown	1035.95	1035.41	354	337
Western High Grown	1148.48	1147.32	392	373
CTC High Grown	1089.14	1127.59	372	367
<b>Summary of High Grown</b>	<b>1114.11</b>	<b>1120.40</b>	<b>381</b>	<b>364</b>
Uva Medium Grown	1063.75	1106.05	363	360
Western Medium Grown	1029.51	1100.20	352	358
CTC Medium Grown	966.59	938.78	330	305
<b>Summary of Medium Grown</b>	<b>1040.36</b>	<b>1101.79</b>	<b>355</b>	<b>358</b>
CTC Low Grown	960.18	1078.33	328	351
Orthodox Low Grown	1275.19	1424.84	436	463
<b>Summary of Low Grown</b>	<b>1262.12</b>	<b>1400.63</b>	<b>431</b>	<b>455</b>
<b>TOTAL SALE AVERAGE</b>	<b>1197.79</b>	<b>1298.21</b>	<b>409</b>	<b>422</b>





# COLOMBO AUCTION AVERAGES

FROM 01 <sup>ST</sup> TO 26 <sup>TH</sup> FEBRUARY 2025	LKR
Uva High Grown	1028.10
Western High Grown	1157.68
<b>Summary of High Grown</b>	<b>1121.89</b>
Uva Medium Grown	1058.71
Western Medium Grown	1025.55
<b>Summary of Medium Grown</b>	<b>1034.20</b>
<b>Summary of Low Grown</b>	<b>1236.41</b>
<b>TOTAL SALE AVERAGE</b>	<b>1181.88</b>



# NATIONAL ELEVATIONAL AVERAGES

## NATIONAL ELEVATIONAL AVERAGES – FEBRUARY 2025

Elevation	MONTH		TODATE	
	QUANTITY - KG	AVERAGE - RS. / KG	QUANTITY - KG	AVERAGE - RS. / KG
<b>ORTHODOX</b>				
UVA-HIGH	1,068,138	1,021.41	2,439,544	1,044.63
WESTERN-HIGH	2,621,721	1,162.23	5,079,106	1,162.97
UVA-MEDIUM	856,763	1,057.29	2,161,143	1,065.05
WESTERN-MEDIUM	1,618,621	1,058.16	3,307,556	1,060.19
LOW	12,214,244	1,258.45	24,497,342	1,277.72
<b>TOTAL</b>	<b>18,379,487</b>	<b>1,203.93</b>	<b>37,484,690</b>	<b>1,215.55</b>
<b>CTC</b>				
UVA-HIGH	45,409	1,137.58	83,947	1,096.53
WESTERN-HIGH	229,103	1,072.41	558,659	1,091.83
WESTERN-MEDIUM	681,227	965.37	1,420,315	965.15
LOW	951,640	967.34	2,029,740	957.31
<b>TOTAL</b>	<b>1,907,379</b>	<b>983.31</b>	<b>4,092,661</b>	<b>981.25</b>
<b>OTH/CTC</b>				
UVA-HIGH	1,113,547	1,026.15	2,523,491	1,046.36
WESTERN-HIGH	2,850,824	1,155.01	5,637,765	1,155.92
UVA-MEDIUM	856,763	1,057.29	2,161,143	1,065.05
WESTERN-MEDIUM	2,299,848	1,030.67	4,727,871	1,031.64
LOW	13,165,884	1,237.41	26,527,082	1,253.21
<b>TOTAL</b>	<b>20,286,866</b>	<b>1,183.19</b>	<b>41,577,351</b>	<b>1,192.49</b>
<b>GREEN</b>				
UVA-HIGH	33,009	1,248.30	71,935	1,265.58
WESTERN-HIGH	62,042	1,329.53	116,910	1,326.88
UVA-MEDIUM	22,405	1,495.50	48,815	1,382.86
WESTERN-MEDIUM	32,910	1,271.20	83,893	1,263.05
LOW	602	2,505.81	602	2,505.81
<b>TOTAL</b>	<b>150,968</b>	<b>1,328.38</b>	<b>322,155</b>	<b>1,307.26</b>



# NATIONAL ELEVATIONAL AVERAGES – Continued;

<b>ORGANIC TEAS</b>				
UVA-HIGH	4,358	894.40	19,592	1,347.16
WESTERN-MEDIUM	15,330	1,697.05	30,945	1,533.38
LOW	1,747	2,655.45	2,342	2,724.07
<b>TOTAL</b>	<b>21,435</b>	<b>1,611.97</b>	<b>52,879</b>	<b>1,517.12</b>
<b>SPECIAL TEA</b>				
UVA-HIGH	3,095	1,863.81	6,642	1,602.08
WESTERN-HIGH	472	23,364.41	1,263	21,972.67
UVA-MEDIUM	33	29,242.42	65	27,907.69
WESTERN-MEDIUM	6,399	1,847.37	10,549	1,822.36
LOW	1,872	6,574.04	3,903	5,991.02
OTHERS	0	0.00	10	300.00
<b>TOTAL</b>	<b>11,871</b>	<b>3,528.84</b>	<b>22,431</b>	<b>3,691.49</b>
<b>BLACK TEA SALES FROM REFUSE TEA PROCESSING CENTRES</b>				
UVA-HIGH	75,781	772.49	163,244	698.10
WESTERN-HIGH	203,513	824.48	385,101	745.39
UVA-MEDIUM	13,780	800.91	28,140	800.92
WESTERN-MEDIUM	77,530	726.40	150,832	726.00
LOW	327,091	749.34	639,844	712.85
OTHERS	193,647	2,352.20	308,670	2,292.88
<b>TOTAL</b>	<b>891,342</b>	<b>775.18</b>	<b>1,675,831</b>	<b>732.53</b>
<b>COMPOSITE NATIONAL AVERAGES</b>				
OTHER	1,640	777.80	6,830	745.24
HIGH GROWN	4,346,641	1,105.71	8,925,942	1,105.68
MEDIUM GROWN	3,484,195	1,028.28	7,503,983	1,033.51
LOW GROWN	13,530,006	1,225.50	27,213,892	1,240.63
<b>ALL TEA AVERAGE</b>	<b>21,362,482</b>	<b>1,168.93</b>	<b>43,650,647</b>	<b>1,177.35</b>



# ALL BROKERS PRIVATE SALE FIGURES (FOR THE PERIOD – 24<sup>TH</sup> FEBRUARY TO 01<sup>ST</sup> MARCH 2025)

	WEEKLY	TODATE
High & Medium	143,409.50	1,097,010.10
Low	26,729.10	260,088.35
Green Tea	35,400.00	327,470.00
Organic Tea	11,163.00	62,420.00
BMF	21,600.00	336,950.00
Direct Sales	-	-
Forward Contract	73,620.00	551,516.00





- **Crop and Weather**
- **Crop Figures**
- **Tea News**

## CROP AND WEATHER - FOR THE PERIOD OF 24<sup>TH</sup> FEBRUARY TO 02<sup>ND</sup> MARCH 2025



### **Western**

Bright weather with occasional rainfall was recorded in Dickoya, Talawakelle and Agarapatana districts.



### **Nuwara Eliya**

Nuwara Eliya and Kandapola reported bright weather with occasional showers throughout the week.



### **Uva**

Badulla and Lunugala reported bright weather with occasional rainfall, whilst bright weather with occasional showers together with windy conditions were recorded in Haputale.



### **Low Grown**

Bright weather with occasional rainfall was experienced in Rathnapura, Deniyaya and Galle districts.



### **Crop**

Crop intake is moderate to low.

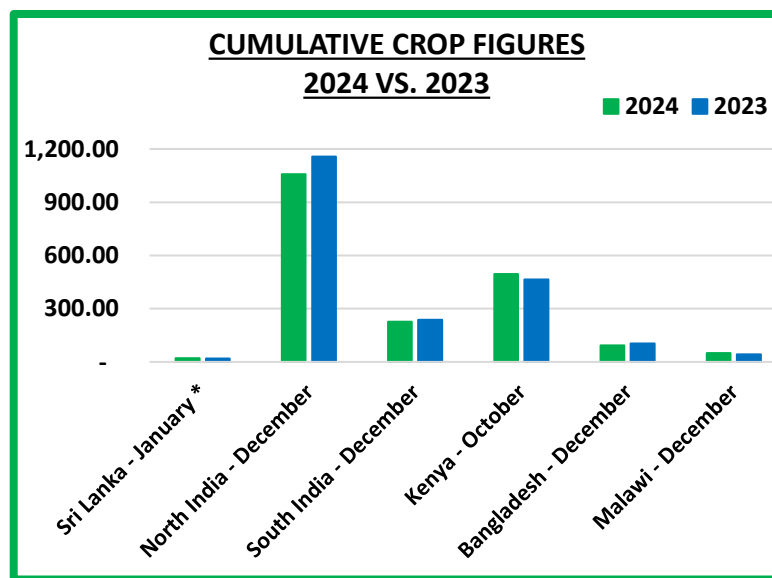
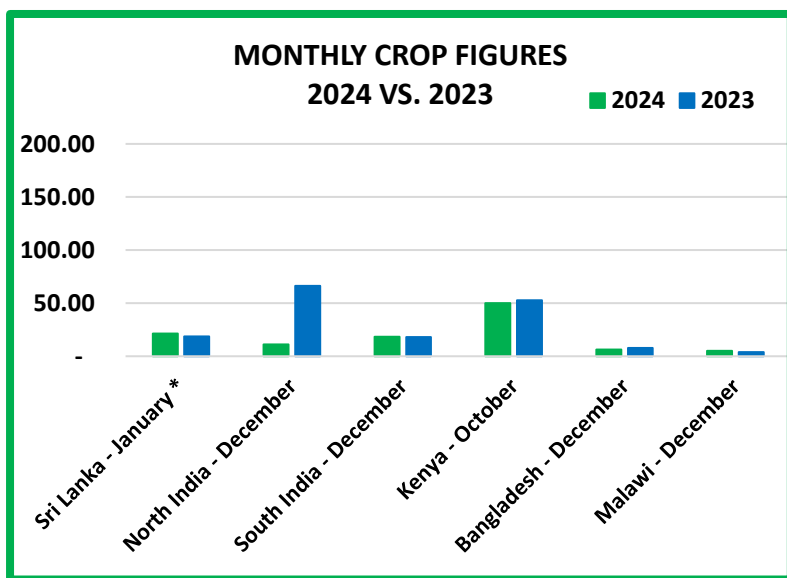




# CROP FIGURES OF MAJOR PRODUCING & EXPORTING COUNTRIES

Country	Month	2024 * 2025	2023 * 2024	Cumulative + Inc. / Dec.	Cumulative	2024 * 2025	2023 * 2024	Cumulative + Inc. / Dec.
Sri Lanka	January	*21.46	*18.72	+ 2.74	Upto January	*21.46	*18.72	+ 2.74
North India	December	11.09 (E)	66.27	- 55.18	Upto December	1057.98(E)	1156.98	- 99.00
South India	December	18.30(E)	18.12	+ 0.18	Upto December	226.80(E)	236.68	- 9.88
Kenya	October	50.06	52.79	- 2.73	Upto October	495.23	465.01	+ 30.22
Bangladesh	December	6.37	7.79	-1.42	Upto December	93.04	102.95	- 9.91
Malawi	December	5.02	4.02	+ 1.00	Upto December	49.79	43.35	+ 6.44

(E) - Estimated



# TEA NEWS AROUND THE GLOBE



## MOMBASA MARKET

SALE NO. 09 – SALE OF 03<sup>RD</sup> / 04<sup>TH</sup> MARCH 2025

Good general demand prevailed in the market but at steady to easier rates for the 199,972 packages (13,478,259.00 kilos) with 25.88% remaining unsold.

### OFFERINGS

Leaf Grades	-	109,020 packages (7,185,168.00 kilos) – 30.12% unsold.
Dust Grades	-	67,920 packages (5,090,995.00 kilos) – 25.94% unsold.
Secondary Grades	-	23,032 packages (1,202,096.00 kilos) – 5.64% unsold.

### MARKETS

Pakistan Packers, Yemen and other Middle Eastern countries were active but at lower levels while Kazakhstan and other CIS states maintained interest. Egyptian Packers lent good support but at lower rates with Afghanistan and Bazaar selective. UK were active but more selective while Russia and Sudan showed less interest. Local Packers lent selective enquiry while Somalia maintained support at the lower end of the market.

### LEAF GRADES (M2 & M3)

#### **BP1:**

**Best** – Irregularly discounted by up to USC38 but a few lines were up to USC18 above previous rates.

**Brighter** – Mostly easier by up to USC27 with select invoices up to USC16 dearer.

**Mediums** – KTDA mediums were saw irregular interest and varied between USC9 dearer to mostly easier by up to USC31; plantations mediums lost up to USC28.

**Lower Medium** – Firm to mostly dearer by up to USC20 but select teas lost up to USC3.

**Plainer** – Shed up to USC14 for some invoices while others were steady to USC5 dearer.

#### **PF1:**

**Best** – Met less enquiry and lost USC24 with some lines up to UC43 below previous prices; a few invoices were steady to USC6 dearer.

**Brighter** – Were up to USC15 easier but select teas gained up to USC4.

**Mediums** – KTDA mediums were irregularly discounted by up to USC20; plantation mediums shed up to USC25.

**Lower Medium** – Irregular at steady to USC22 dearer to easier by up to USC11.

**Plainer** – Met irregular support and ranged between firm to USC16 dearer to USC6 easier.

### DUST GRADES (M1)

#### **PDUST:**

**Best** – Met irregular enquiry and varied between firm to USC12 above previous rates to easier by up to USC17.

**Brighter** – Easier by up to USC19.

**Mediums** – KTDA mediums were discounted by up to USC14 with some lines USC30 below last levels but a few invoices were up to USC15 dearer; plantation mediums saw strong competition and were firm to USC8 dearer to easier by up to USC3.

**Lower Medium** – Saw fair absorption but at easier rates losing up to USC12.

**Plainer** – Irregular ranging between steady to USC6 dearer to easier by a similar margin.



# TEA NEWS AROUND THE GLOBE



## MOMBASA MARKET – Continued ;

### DUST1:

**Best** – Some lines advanced by up to USC14 while others mostly shed up to USC16.

**Brighter** – Mostly lost up to USC25 but select invoices were USC10 above previous levels.

**Mediums** – KTDA mediums saw some invoices gain up to USC15 while others eased by up to USC33 with plantation mediums losing up to USC13.

**Lower Medium** – Irregular varying between firm to USC10 dearer to easier by up to USC10 while select teas lost up to USC33.

**Plainer** – Steady to USC4 dearer to easier by up to USC11.

### SECONDARY GRADES (S1)

In the Secondary Catalogues, BPs were dearer with PFs steady. Clean well sorted coloury Fannings held value while similar DUSTs were irregular mostly tending easier. Other Fannings gained while DUSTs held value. BMFs were readily absorbed.

QUOTATIONS	BROKENS	FANNINGS
Best	276 – 366	300 – 412
Good	280 – 326	284 – 329
Good Medium	250 – 308	285 – 325
Medium (KTDA)	150 – 240	146 – 293
Medium (Plantations)	150 – 231	140 – 236
Lower Medium	135 – 183	120 – 178
Plainer	108 – 142	087 – 138

AUCTION	KENYA 2024 \$	KENYA 2025 \$	TOTAL 2024 \$	TOTAL 2025 \$
06	2.26	2.22	2.10	2.11
07	2.27	2.21	2.15	2.12
08	2.26	2.29	2.12	2.19

SOURCE : AFRICA TEA BROKERS LTD.



# TEA NEWS AROUND THE GLOBE



## CHITTAGONG MARKET

SALE NO. 43 – 03<sup>RD</sup> MARCH 2025

**CTC LEAF:** 53,021 packages of tea on offer met with less demand.

**BROKENS:** A few clean Brokens on offer met with a good demand at around last levels. All other varieties met with a fair demand and where sold eased in line with quality particularly the plainer varieties. BLF teas continued to meet with a restricted demand with very heavy withdrawals.

**FANNINGS:** A few clean Fannings met with a fairly good demand and were about steady. The remainder met with a fair demand but eased in line with quality particularly the plainer types. BLF teas continued to meet with a restricted demand with very heavy withdrawals.

**DUST:** 7,604 packages of tea on offer met with a good demand. Good liquoring Dusts were in good demand at slightly easier rates. Mediums also saw a decline in price but sold well closely following quality. Plain/BLF Dusts were difficult of sale with heavy withdrawals. Blenders lent strong support with fair interest from the Loose tea buyers.

**COMMENTS:** The bulk of the offerings constituted of plain end of season types which met with a restricted demand and witnessed heavy withdrawals. However, a few clean teas continued to meet with a fairly good demand and sold in line with quality. Blenders continued to lend good support with less interest from the Loose tea buyers.

Dusts were an easier market.

Our Catalogue: (Sale 43) Avg : Tk 190.57, Sold 47.42% , (Sale 42) Avg : Tk 191.77, Sold 49.21%

### Quotations – This Week – (In Taka)

Brokens	This Week	Last Week	Fannings	This week	Last Week	Dust	This week	Last Week
Best	220-225 nom	225-240	Best	220-225 nom	225-240	PD	170-225	180-251
Good	205-215	210-220	Good	205-215	210-220	RD	160-278	160-274
Medium	175-185	180-190	Medium	175-185	180-190	D	160-284	160-278
Plain	160-170	160-175	Plain	160-170	160-175	CD	173-280	181-315
BLF	160 nom	160-170	BLF	160 nom	160-170	BLF	160-185	160-200

Exchange Rates 03<sup>rd</sup> March 2025 Sterling Pound 152.58208 Dollar: Tk. 121.0000

SOURCE : NATIONAL BROKERS LTD



# TEA NEWS AROUND THE GLOBE



## SILIGURI MARKET

SALE NO. 09 – 26<sup>TH</sup> FEBRUARY 2025

### 1. MARKET DESCRIPTION :

- DEMAND – GOOD FOR LEAF AND FAIR FOR DUST.
- PRICES EASED FOR THE NOMINAL WEIGHT ON OFFER MAJORITY BEING REPRINTS.
- ALL SECTIONS OPERATED.
- THE TO-DATE DUST AVERAGE THIS YEAR IS HIGHER THAN LEAF WHEN COMPARED TO THE LAST TWO YEARS.

### 2. TOTAL AUCTION WEIGHTED AVERAGE ( ₹ )

	2024-25			2023-24			UPTO SALE - 9		
	SALE - 9	SALE - 6	+/-	SALE - 9	SALE - 8	+/-	2024-25	2023-24	2022-23
LEAF	136.86	137.52	-0.66	DROPPED	113.55	-113.55	192.72	161.74	176.71
DUST	121.51	126.41	-4.90	DROPPED	101.70	-101.70	195.92	157.57	175.73
TOTAL	134.27	135.98	-1.71	DROPPED	112.03	-112.03	193.09	161.29	176.60

SOURCE: PARCON INDIA PVT LTD

## GUWAHATI MARKET

SALE NO. 09 – 27<sup>TH</sup> FEBRUARY 2025

### 1. MARKET DESCRIPTION :

- DEMAND - GOOD FOR THE MEDIUM AND PLAINER SORTS AND FAIR FOR THE REMAINDER.
- GOOD LIQUORING TYPES WERE WELL RECEIVED AND SOLD WITH COMPETITION WITH SOME SELLING AT LEVELS DISTINCTLY HIGHER THAN THEIR LAST OUT BIDS, THE OTHERS WERE IRREGULAR AROUND LAST AND ALSO TENDED LOWER.
- LIQUORING REPRINTED DUSTS GAINED IN VALUE.
- MAJOR BLENDERS AND EXPORTERS WERE SELECTIVE. THE INTERNAL BUYERS WERE THE MAINSTAY.

### 2. TOTAL AUCTION WEIGHTED AVERAGE ( ₹ )

	2024-25			2023-24			UPTO SALE - 9		
	SALE - 9	SALE - 7	+/-	SALE - 9	SALE - 8	+/-	2024-25	2023-24	2022-23
LEAF	149.20	147.16	2.04	DROPPED	125.14	-125.14	226.97	186.32	188.88
DUST	149.39	134.94	14.45	DROPPED	115.43	-115.43	228.64	180.57	192.64
TOTAL	149.26	143.58	5.68	DROPPED	121.45	-121.45	227.52	184.70	189.91

SOURCE: PARCON INDIA PVT LTD



# UPCOMING AUCTION DETAILS

Auction No.	11		10	
Dates	18 <sup>th</sup> / 19 <sup>th</sup> March 2025		10 <sup>th</sup> / 11 <sup>th</sup> March 2025	
	No. of Lots	Qty – kg	No. of Lots	Qty – kg
Ex-Estate	899	937,045	870	843,999
Main Sale Total	8,832	3,935,896	9,316	4,153,444
High & Medium	1,268	532,570	1,251	531,004
Low Grown – Leafy	1,758	635,170	1,835	659,492
Low Grown – Semi Leafy	1,390	547,101	1,472	600,985
Low Grown Tippy	1,634	749,722	1,812	846,900
Premium / Flowery	285	38,354	419	68,082
Off Grades	1,954	967,918	1,984	972,185
Dust	543	465,061	543	474,796
Grand Total	9,731	4,872,941	10,186	4,997,443
Reprints	755	388,056	1,051	508,258
<b>Total No. of Lots on Offer</b>	<b>9,731</b>		<b>10,186</b>	
<b>Total Quantity on Offer (kg)</b>	<b>4,872,941</b>		<b>4,997,443</b>	





## SCHEDULED CLOSING DATES

Auction No.	Date of Sale	Ex-Estate	Main Sale
12	25 <sup>th</sup> / 26 <sup>th</sup> March 2025	06/03/2025	06/03/2025
13	01 <sup>st</sup> / 02 <sup>nd</sup> April 2025	14/03/2025	14/03/2025
14	08 <sup>th</sup> / 09 <sup>th</sup> April 2025	20/03/2025	20/03/2025

## PROMPT DATES

Auction No.	Buyers	Sellers
10	17/03/2025	18/03/2025
11	25/03/2025	26/03/2025
12	01/04/2025	02/04/2025



## ORDER OF SALE (SALE NO. 10 – 10<sup>TH</sup> / 11<sup>TH</sup> MARCH 2025)

Main Sale Order – 1 (Leafy / Semi Leafy / Tippy / Premium / 1A)	Main Sale Order – 2 (H & M / Off Grade / Dust)	Ex-Estate
LANKA COMMODITY BROKERS LTD	JOHN KEELLS PLC	ASIA SIYAKA COMMODITIES PLC.
BARTLEET PRODUCE MARKETING (PVT) LTD	EASTERN BROKERS. LTD.	BARTLEET PRODUCE MARKETING (PVT) LTD
MERCANTILE PRODUCE BROKERS (PVT) LTD	CEYLON TEA BROKERS PLC	FORBES & WALKER TEA BROKERS (PVT) LTD
FORBES & WALKER TEA BROKERS (PVT) LTD	LANKA COMMODITY BROKERS LTD	EASTERN BROKERS. LTD.
ASIA SIYAKA COMMODITIES PLC.	BARTLEET PRODUCE MARKETING (PVT) LTD	CEYLON TEA BROKERS PLC
EASTERN BROKERS. LTD.	FORBES & WALKER TEA BROKERS (PVT) LTD	LANKA COMMODITY BROKERS LTD
CEYLON TEA BROKERS PLC	MERCANTILE PRODUCE BROKERS (PVT) LTD	JOHN KEELLS PLC
JOHN KEELLS PLC	ASIA SIYAKA COMMODITIES PLC.	MERCANTILE PRODUCE BROKERS (PVT) LTD

[ RR : HR / SG ]



# HOLIDAY NOTICE



**We wish to inform all our valued Clients that our Head Office, Sample Room and Stores will be closed for business on the following day.**

**13<sup>th</sup> March 2025**

**Thursday**

**Medin Full Moon Poya Day.**





“ Because the people who are crazy enough to think  
they can change the world are the ones who do.

– **Steve Jobs**

”