



TEA MARKET REPORT

JOHN KEELLS PLC

SALE NO.10 – 07TH / 08TH MARCH 2023



ORDER OF SALE (SALE NO. 10 – 07TH / 08TH MATCH 2023)

Main Sale Order – 1 (Leafy / Semi Leafy / Tippy / Premium / 1A)	Main Sale Order – 2 (H & M / Off Grade / Dust)	Ex-Estate
ASIA SIYAKA COMMODITIES PLC.	JOHN KEELLS PLC	LANKA COMMODITY BROKERS LTD
JOHN KEELLS PLC	EASTERN BROKERS. LTD.	JOHN KEELLS PLC
EASTERN BROKERS. LTD.	CEYLON TEA BROKERS PLC	MERCANTILE PRODUCE BROKERS (PVT) LTD
LANKA COMMODITY BROKERS LTD	LANKA COMMODITY BROKERS LTD	ASIA SIYAKA COMMODITIES PLC.
MERCANTILE PRODUCE BROKERS (PVT) LTD	BARTLEET PRODUCE MARKETING (PVT) LTD	BARTLEET PRODUCE MARKETING (PVT) LTD
BARTLEET PRODUCE MARKETING (PVT) LTD	FORBES & WALKER TEA BROKERS (PVT) LTD	FORBES & WALKER TEA BROKERS (PVT) LTD
FORBES & WALKER TEA BROKERS (PVT) LTD	MERCANTILE PRODUCE BROKERS (PVT) LTD	EASTERN BROKERS. LTD.
CEYLON TEA BROKERS PLC	ASIA SIYAKA COMMODITIES PLC.	CEYLON TEA BROKERS PLC



AUCTION DETAILS

-	10	
Dates	07 th / 08 th March 2023	
	No. of Lots	Qty – kg
Ex Estate	688	719,147
Main Sale Total	9,741	4,524,006
High & Medium	1,302	565,062
Low Grown - Leafy	1,863	681,950
Low Grown - Semi Leafy	1,567	696,173
Low Grown Tippy	2,077	1,029,750
Premium / Flowery	276	45,331
Off Grades	2,148	1,053,129
Dust	508	452,611
Grand Total	10,429	5,243,153
Reprints	698	353,470
Total No. of Lots Offered	10,429	
Total Quantity Offered (kg)	5,243,153	

PROMPT DATES

Auction No.	Buyers	Sellers
10	14/03/2023	15/03/2023



COMMENTS



The Auction averages for the month of February 2023 recorded at Rs.1,438.20, is an increase of Rs.712.57 in comparison to February 2022 which was at Rs.725.63. When analyzing the respective elevations, the High Grown recorded an average of Rs.1,402.55 which is a positive variance of Rs.706.07 in comparison to Rs.696.48 in February last year. Medium Grown too recorded a positive variance of Rs.612.19 with an average of Rs.1,257.27 when compared to Rs.645.08 in February 2022. Similarly, a positive variance of Rs.730.54 was also recorded in the Low Grown with an average of Rs.1,489.99 in comparison to Rs.759.45 in February 2022.

Due to the strengthening of the Sri Lankan Rupee against the US Dollar over the past few days, this week's tea auction prices recorded a decline in keeping with the prevailing exchange rate.

The 0.71Mkg of Ex-Estate teas on offer met with fair demand at lower levels. A few Select Best Western High Grown BOPs sold well following special inquiry, whilst other good invoices declined sharply, the below best and plainer varieties too were easier however, to a lesser extent. Select Best Western High Grown BOPFs declined sharply, the below best and plainer varieties too were easier. Nuwara Eliya BOPs declined, the limited quantity of BOPFs declined from last levels. Uda Pussellawa BOPs were barely steady, the BOPFs eased from last week's levels with a few invoices remaining firm. Uva BOPs /BOPFs declined from last week's levels. Low grown CTC BP1s tended easier, the High and Medium sorts were irregular. Low Grown CTC PF1s declined sharply, the High and Medium sorts too were easier.

The 2.4Mkg of Low Grown teas which were on offer met with lower demand. In the Leafy segment, OP/OPA's were lower to last. Few selected OP1s met with reasonable demand, BOP1 too followed a similar trend. PEK/PEK-1's were substantially lower. In the Small Leaf segment, FBOPs were lower to last. FBOPF/FF1 varieties continued to experience lower demand. BOPF.SP, BOPF, BOP.SP and BOP grades too met with lower interest. Premium Flowery teas were lower.

Turkey, Russia and the C.I.S countries lent fair support. Iran was very selective. Libya and Iraq were active.



MARKET DESCRIPTION

Western Teas

Select best BOPs mostly declined by Rs.100/- to Rs.200/-, the below best and plainer varieties too followed a similar trend. Select best BOPFs declined sharply by Rs.200/- to Rs.300/-, the below best sorts were easier by Rs.200/- whilst the plainer varieties eased to a lesser extent. Medium BOPs were substantially easier, the BOPFs too declined by Rs.200/- to Rs.300/- on average.

Nuwara Eliya Teas

BOPs declined by Rs.200/- to Rs.300/-, the BOPFs too declined by a similar margin.

Uva Teas

Uva BOPs declined by Rs.100/- and more, the BOPFs declined by Rs.100/- to Rs.200/- on average. Uda Pussellawa BOPs were easier by Rs.50/- to Rs.100/-, the BOPFs too declined by Rs.50/- to Rs.100/- and at times, a few invoices remained firm on last levels.

CTC Teas

Low Grown CTC BP1s were easier, the High and Medium sorts too were irregularly lower. Low Grown CTC PF1s declined by Rs.200/- to Rs.300/-, the High and Medium sorts too were easier by Rs.100/- to Rs.150/-.

QUOTATIONS

	BOP – RS.	BOPF – RS.
Good Westerns	1500 – 2050	1400 – 1550
Average Westerns	1260 – 1480	1280 – 1380
Plainer Westerns	1100 – 1240	1120 – 1260
Western Mediums	900 – 2000	940 – 1280
Uva Teas	1200 – 1400	1160 – 1340
Nuwara Eliya Teas	1460 – 1550	1400
Uda Pussellawa Teas	1080 – 1420	1120 – 1280
CTC (BP1 and PF1)	750 – 1420	860 – 1360





MARKET DESCRIPTION

Low Grown

Select best OP1s met with reasonable demand, other wiry OP1s were mostly lower, bolder types declined by Rs.150/- on average. Well-made OPs tended lower and declined by Rs.100/- to Rs.150/- and more as the sale progressed, secondaries too declined by Rs.100/-. Well-made OPAs declined by Rs.100/- to Rs.150/- and more at times, clean secondaries too eased by a similar margin. BOP1s were substantially lower. Well-made Pekoes along with the bold Pekoe invoices declined by Rs.100/- to Rs.150/-, secondaries too met with lower demand. Shotty Pekoe1s eased by Rs.100/-, secondaries were lower to last.

Select best and best BOPs were lower to last by Rs.100/- to Rs.150/- with lower demand, below best and secondary types too were lower by Rs.80/- to Rs.100/-. BOP.SP.s and BOPF.SP.s met with very low demand. BOPFs followed a similar trend. All FBOPF1s were substantially lower by Rs.150/- to Rs.200/- and more following quality. Well-made FBOPs in the select best category were lower by Rs.100/- to Rs.150/-, best and below best types were lower by Rs.80/- to Rs.100/- and more following quality. FBOPF varieties met with lower demand. All Premium Flowery teas were substantially lower.

Off Grades

Select best, best and below best FGS1s showed a sharp decline by Rs.200/-, poorer types declined by Rs.50/-. Select best and best BM.s declined by Rs.50/- to Rs.80/-, below best and poorer types declined by Rs.50/-. All BPs declined by Rs.100/- and more towards the closure. Select best BOP1As were lower by Rs.200/- to Rs.250/- whilst best BOP1As were lower by Rs.150/- to Rs.200/-, below best and poorer sorts were also lower by Rs.100/- to Rs.150/- and more at times.

Dust

Select best and best Dust1s were lower by Rs.5/- to Rs.10/-, below best and poorer sorts depreciated by Rs.10/- to Rs.20/- and more at times as the sale progressed. High and Medium CTCs depreciated by Rs.10/- to Rs.20/-. Low Grown CTCs were lower by Rs.15/- to Rs.20/-. Low Grown Dust/ Dust1s depreciated by Rs.20/- and more at times.



QUOTATIONS

	Select Best	Best	Below Best	Others
LIQUORING				
DUST-1	1500.00 - 1800.00	1300.00 - 1400.00	1200.00 - 1290.00	1100.00 - 1190.00
OFF GRADES				
FGS1	1200.00 - 1300.00	1100.00 - 1190.00	900.00 - 1090.00	640.00 - 890.00
FGS	900.00 - 980.00	800.00 - 890.00	750.00 - 790.00	500.00 - 740.00
LOW GROWNS				
FBOPF / FFSP / FFEXSP	3200.00 - 5500.00	2800.00 - 3100.00	1800.00 - 2600.00	1000.00 - 1700.00
BOP	2100.00 - 2650.00	1500.00 - 2000.00	1100.00 - 1400.00	850.00 - 1050.00
BOPSP	1400.00 - 1750.00	1100.00 - 1350.00	900.00 - 1000.00	750.00 - 880.00
BOPF	1500.00 - 2050.00	1100.00 - 1400.00	900.00 - 1100.00	700.00 - 850.00
FBOPF1	1500.00 - 2000.00	1250.00 - 1450.00	950.00 - 1150.00	800.00 - 90.00
FBOP	1650.00 - 2200.00	1300.00 - 1600.00	1000.00 - 1250.00	800.00 - 950.00
BOP1	2400.00 - 2900.00	1700.00 - 2300.00	1300.00 - 1400.00	1100.00 - 1200.00
OP1	2700.00 - 3350.00	2100.00 - 2400.00	1600.00 - 1900.00	1150.00 - 1400.00
OP	1800.00 - 2000.00	1650.00 - 1750.00	1450.00 - 1600.00	1100.00 - 1350.00
OPA	1800.00 - 2000.00	1600.00 - 1750.00	1250.00 - 1600.00	900.00 - 1000.00
PEKOE	1900.00 - 2300.00	1750.00 - 1850.00	1500.00 - 1700.00	1000.00 - 1300.00
PEKOE1	1950.00 - 2350.00	1800.00 - 1900.00	1650.00 - 1750.00	1000.00 - 1400.00
DUST / DUST1	900.00 - 990.00	800.00 - 890.00	750.00 - 790.00	680.00 - 740.00



- **Top Prices**
- **Colombo Auction Averages**
- **National Elevational Averages**
- **All Brokers Private Sale Figures**



TOP PRICES (SALE NO. 10 – 07TH / 08TH MARCH 2023)



WESTERN HIGH			
BOP		Somerset	2050.00
BOPSP		Wattegodde	1500.00
		Dessford	1500.00
		Somerset	1500.00
BOPF/BOPFSP	*	Wattegodde	1550.00
		Somerset	1550.00
		Great Western	1550.00
FBOP/FBOP1		Bogahawatte	1400.00
FBOPF/FBOPF1		Weddemulla	1420.00
BOP1		Frotoft Super	1480.00
OP/OPA	*	Venture	1550.00
	*	St Andrews	1550.00
OP1	*	St Andrews	1700.00
PEKOE/PEKOE1		Frotoft Super	1850.00

WESTERN MEDIUM			
BOP	*	Nayapane	2000.00
BOPSP		Nayapane	1480.00
BOPF/BOPFSP		Uplands	1420.00
FBOP/FBOP1		Doombagastalawa	1800.00
FBOPF/FBOPF1		Dartry Valley	1550.00
BOP1		New Rothschild	1800.00
OP/OPA		Cooroondoowatte	1700.00
OP1		Dartry Valley	1750.00
PEKOE/PEKOE1		Harangalla	2050.00

UDA PUSSELLAWA			
BOP	*	Mooloya	1420.00
BOPSP		-	-
BOPF/BOPFSP		Liddesdale	1280.00
FBOP/FBOP1		Gonapitiya	1160.00
FBOPF/FBOPF1		Alma	1220.00
		Delmar	1220.00
BOP1		-	-
OP/OPA		Alma	1600.00
OP1		Alma	1440.00
PEKOE/PEKOE1		Delmar	1900.00

UVA HIGH			
BOP		Kelliebedde	1400.00
BOPSP		Ranaya	1360.00
BOPF/BOPFSP		Bandaraeliya	1340.00
FBOP/FBOP1	*	Uvakellie	1420.00
FBOPF/FBOPF1		Oodoowerre	1500.00
BOP1		Gonamotawa	1550.00
		Spring Valley	1550.00
OP/OPA		Mount Uva	1550.00
		Craig	1550.00
OP1		Oodoowerre	1800.00
PEKOE/PEKOE1		Mount Uva	2000.00

UVA MEDIUM			
BOP		El Teb	1260.00
BOPSP	*	Halpewatte Uva	1240.00
BOPF/BOPFSP	*	El Teb	1220.00
FBOP/FBOP1	*	Halpewatte Uva	1480.00
FBOPF/FBOPF1		Maratenne	1480.00
		Meddakanda	1480.00
BOP1	*	Demodera 'S'	1650.00
OP/OPA		Dickwella	1750.00
OP1		Tinioya	1850.00
PEKOE/PEKOE1		Uva Samovar	1950.00

CTC HIGH			
PF1	**	Ulugedara CTC	1340.00
BP1			
BPS	*	Dunsinane CTC	1140.00
OF		-	-

CTC MEDIUM			
PF1	**	New Peacock CTC	1300.00
BP1	*	Delta CTC	1260.00
BPS		Aultmore CTC	980.00
OF		-	-

NUWARA ELIYA			
BOP		Kenmare	1550.00
BOPSP	**	Kenmare	1000.00
BOPF/BOPFSP	*	Lovers Leap	1400.00
FBOP/FBOP1		Court Lodge	1160.00
OP/OPA		Court Lodge	1500.00
PEKOE/PEKOE1		Court Lodge	1800.00

CTC LOW			
PF1	**	Ceciliyan CTC	1360.00
BP1		Ceciliyan CTC	1420.00
BPS		Ross Feld CTC	980.00
OF		-	-



TOP PRICES (SALE NO. 10 – 07TH / 08TH MARCH 2023)



LOW			
BOP		Wathurawila	2650.00
BOPSP		New Batuwangala	1750.00
BOPF		Sithaka	2050.00
BOPFSP	*	Broadlands S.H	1650.00
FBOP		New Vithanakande	2200.00
FBOP1		New Batuwangala	1700.00
FBOPF		Gunawardana	1750.00
FBOPF1		Pothotuwa	2000.00
BOP1		Sithaka	2900.00
OP1		Pothotuwa	3350.00
	*	Ceciliyan	3200.00
OP		Mahaliyadda	2000.00
		Susantha	2000.00
	*	Arbour Valley	1950.00
	*	New Deniyaya	1950.00
OPA		Liyonta	2000.00
PEKOE		Lumbini	2300.00
PEKOE1		New Batuwangala	2350.00

PREMIUM			
FBOPFSP		Lumbini	2450.00
FBOPFEXSP		Nilgiri	5500.00
FBOPFEXSP1		Sachitha	3200.00

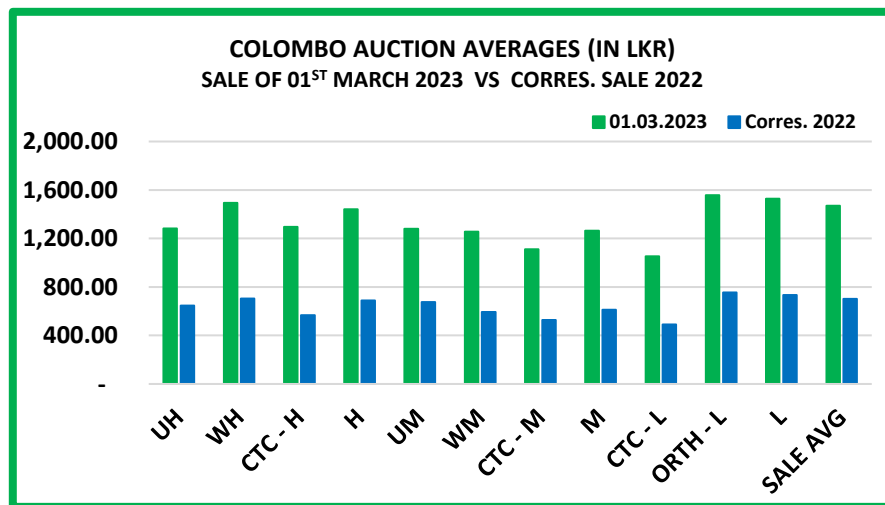
DUST			
DUST1		Mattakelle	1800.00
P.DUST	*	Ceciliyan CTC	1500.00

OFF GRADES			
FNGS/FNGS1	*	Kew	1300.00
	*	Stockholm	1280.00
	*	Adisham	1280.00
PFNGS		Dunsinane CTC	1000.00
BM		Wathurawila	1600.00
BP		Weddagala	1200.00
BOP1A		Chandrika Estate	1700.00

**** MORE THAN ONE TOP PRICE OBTAINED**
*** TEAS SOLD BY JOHN KEELLS PLC**
+ ALL TIME RECORD PRICE
++ ALL TIME RECORD PRICE EQUALED

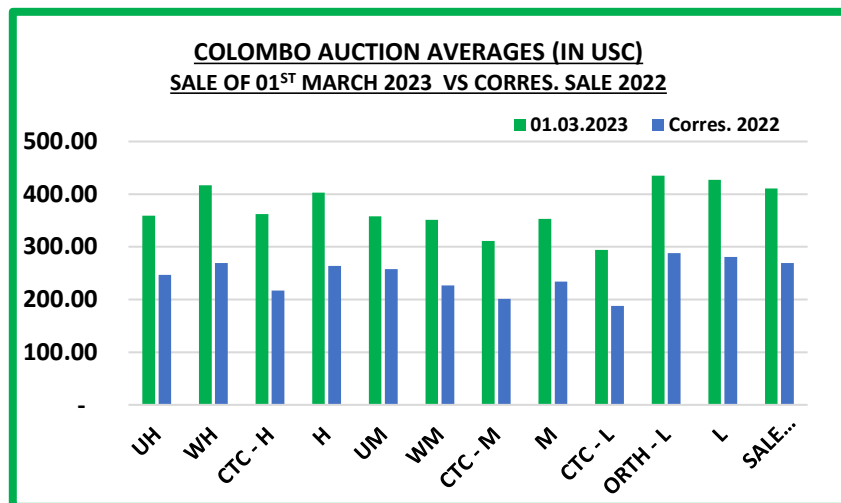


COLOMBO AUCTION AVERAGES



	Sale of 22/02/2023 In LKR	Sale of 01/03/2023 In LKR	Corres. 2022 In LKR
Uva High Grown	1267.28	1282.49	645.73
Western High Grown	1490.09	1492.73	704.42
CTC High Grown	1277.11	1295.74	568.56
Summary of High Grown	1429.73	1440.05	690.00
Uva Medium Grown	1277.34	1281.13	674.64
Western Medium Grown	1237.39	1256.36	593.16
CTC Medium Grown	1152.64	1111.27	526.62
Summary of Medium Grown	1249.18	1263.25	613.07
CTC Low Grown	1070.33	1051.79	491.49
Orthodox Low Grown	1537.82	1557.21	753.78
Summary of Low Grown	1515.06	1526.93	734.59
TOTAL SALE AVERAGE	1460.86	1471.03	702.73

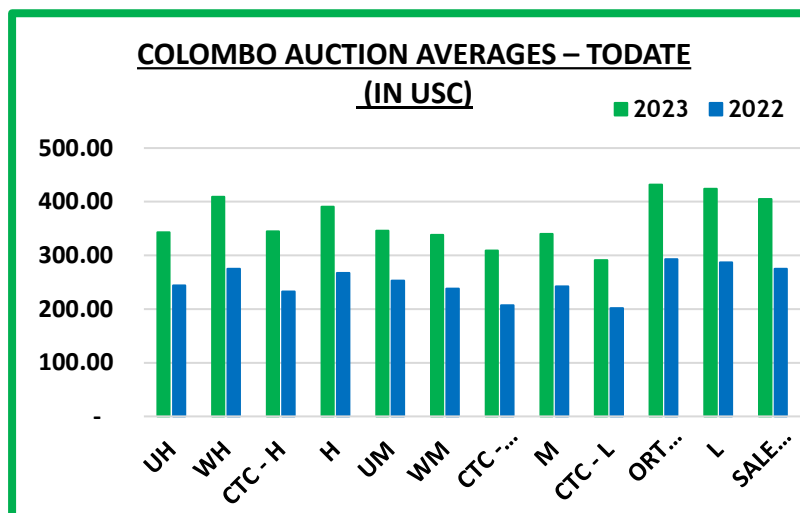
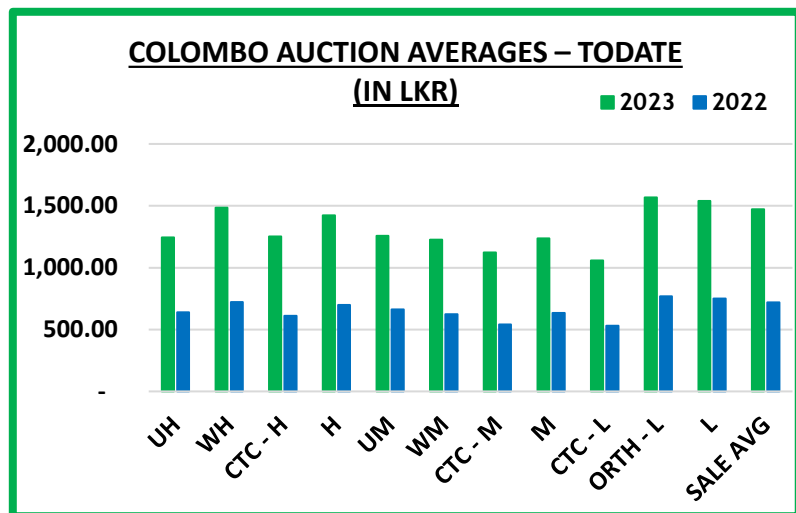
COLOMBO AUCTION AVERAGES



	Sale of 22/02/2023 In USC	Sale of 01/03/2023 In USC	Corres. 2022 In USC
Uva High Grown	349	359	247
Western High Grown	410	417	269
CTC High Grown	352	362	217
Summary of High Grown	394	403	264
Uva Medium Grown	352	358	258
Western Medium Grown	341	351	227
CTC Medium Grown	317	311	201
Summary of Medium Grown	344	353	234
CTC Low Grown	295	294	188
Orthodox Low Grown	423	435	288
Summary of Low Grown	417	427	281
TOTAL SALE AVERAGE	402	411	269



COLOMBO AUCTION AVERAGES



January to Date (Sale No.09)	2023 LKR	2022 LKR	2023 USC	2022 USC
Uva High Grown	1245.20	638.22	343	244
Western High Grown	1486.06	720.73	409	275
CTC High Grown	1253.01	609.90	345	233
Summary of High Grown	1422.31	698.17	391	267
Uva Medium Grown	1258.42	662.39	346	253
Western Medium Grown	1226.71	623.17	338	238
CTC Medium Grown	1123.06	540.96	309	207
Summary of Medium Grown	1235.85	634.42	340	242
CTC Low Grown	1057.63	529.66	291	202
Orthodox Low Grown	1568.74	767.94	432	293
Summary of Low Grown	1540.47	750.92	424	287
TOTAL SALE AVERAGE	1472.38	720.09	405	275



COLOMBO AUCTION AVERAGES

FROM 01 ST MARCH 2023	LKR
Uva High Grown	1247.22
Western High Grown	1498.18
Summary of High Grown	1432.01
Uva Medium Grown	1231.05
Western Medium Grown	1204.18
Summary of Medium Grown	1211.57
Summary of Low Grown	1493.43
TOTAL SALE AVERAGE	1441.11



NATIONAL ELEVATIONAL AVERAGES

NATIONAL ELEVATIONAL AVERAGES – FEBRUARY 2023

Elevation	MONTH		TODATE	
	QUANTITY - KG	AVERAGE - RS. / KG	QUANTITY - KG	AVERAGE - RS. / KG
ORTHODOX				
UVA-HIGH	844,126	1,248.23	2,120,351	1,248.14
WESTERN-HIGH	2,150,830	1,517.83	5,239,679	1,517.22
UVA-MEDIUM	677,318	1,229.11	1,789,945	1,244.10
WESTERN-MEDIUM	1,171,373	1,247.74	2,994,718	1,274.27
LOW	10,365,236	1,540.27	24,703,914	1,570.81
TOTAL	15,208,882	1,484.50	36,848,607	1,504.65
CTC				
UVA-HIGH	46,400	1,323.92	92,720	1,303.14
WESTERN-HIGH	218,020	1,279.45	578,688	1,257.66
WESTERN-MEDIUM	560,517	1,109.98	1,328,215	1,112.15
LOW	1,051,007	1,039.86	2,352,120	1,060.38
TOTAL	1,875,944	1,095.68	4,351,743	1,107.59
OTH/CTC				
UVA-HIGH	890,526	1,252.17	2,213,071	1,250.44
WESTERN-HIGH	2,368,850	1,495.90	5,818,367	1,491.40
UVA-MEDIUM	677,318	1,229.11	1,789,945	1,244.10
WESTERN-MEDIUM	1,731,890	1,203.16	4,322,933	1,224.46
LOW	11,416,243	1,494.20	27,056,034	1,526.44
TOTAL	17,084,826	1,441.81	41,200,350	1,462.71
GREEN				
UVA-HIGH	34,152	1,410.13	81,800	1,391.23
WESTERN-HIGH	56,728	1,586.01	115,437	1,578.02
UVA-MEDIUM	38,470	2,028.02	64,670	1,927.66
WESTERN-MEDIUM	54,650	1,624.84	87,913	1,550.44
LOW	1,008	7,327.38	1,011	7,367.95
TOTAL	185,008	1,688.20	350,831	1,608.69



NATIONAL ELEVATIONAL AVERAGES – Continued;

ORGANIC TEAS				
UVA-HIGH	30,240	1,817.56	35,840	1,763.76
WESTERN-HIGH	9,254	1,453.27	20,954	1,387.61
WESTERN-MEDIUM	42,040	2,858.43	45,453	2,796.97
LOW	8,155	3,103.44	18,284	3,301.26
TOTAL	89,689	2,384.78	120,531	2,321.23
SPECIAL TEA				
UVA-HIGH	84	16,035.71	209	13,657.22
WESTERN-HIGH	3,155	4,136.58	3,414	5,340.19
UVA-MEDIUM	15	20,200.00	35	19,485.71
WESTERN-MEDIUM	15,986	1,826.55	23,318	1,688.11
LOW	327	18,674.92	634	16,404.27
TOTAL	19,567	2,555.67	27,610	2,590.53
BLACK TEA SALES FROM REFUSE TEA PROCESSING CENTRES				
UVA-HIGH	75,754	760.63	170,212	757.14
WESTERN-HIGH	153,492	932.70	314,144	902.08
UVA-MEDIUM	9,240	828.01	26,367	811.34
WESTERN-MEDIUM	16,993	688.13	51,383	714.35
LOW	102,964	784.11	245,497	775.49
TOTAL	358,443	839.36	807,603	818.14
COMPOSITE NATIONAL AVERAGES				
HIGH GROWN	3,622,235	1,402.55	8,773,447	1,398.13
MEDIUM GROWN	2,586,602	1,257.27	6,412,017	1,248.65
LOW GROWN	11,528,697	1,489.99	27,321,460	1,521.44
ALL TEA AVERAGE	17,737,533	1,438.20	42,506,924	1,454.84



ALL BROKERS PRIVATE SALE FIGURES (FOR THE PERIOD – 27TH FEBRUARY TO 04TH MARCH 2023)

	WEEKLY	TODATE
High & Medium	53,879.00	454,206.85
Low	25,906.50	98,153.50
Green Tea	35,728.00	277,470.00
Organic Tea	14,007.00	72,833.00
BMF	81,187.00	458,365.00
Direct Sales	-	-
Forward Contract	62,000.00	586,128.00





- **Crop and Weather**
- **Crop Figures**
- **Tea News**
- **Circular**
- **Tea Sale Arrangements**

CROP AND WEATHER - FOR THE PERIOD OF – 27TH FEBRUARY TO 05TH MARCH 2023



Western

Bright weather with dull evenings were recorded in Bogowantalawa and Dickoya whilst, bright weather conditions were reported throughout the week in Agarapatana.



Nuwara Eliya

Rainy weather conditions were experienced at the beginning of the week in the Nuwara Eliya district whilst, bright weather conditions prevailed thereafter. Bright weather conditions with occasional rainfall was reported in the Kandapola district.



Uva

Bright weather conditions were recorded throughout the day in Badulla, Haputale and Lunugala.



Low Grown

Bright weather was experienced throughout the week in Galle, Rathnapura and Deniyaya districts.



Crop

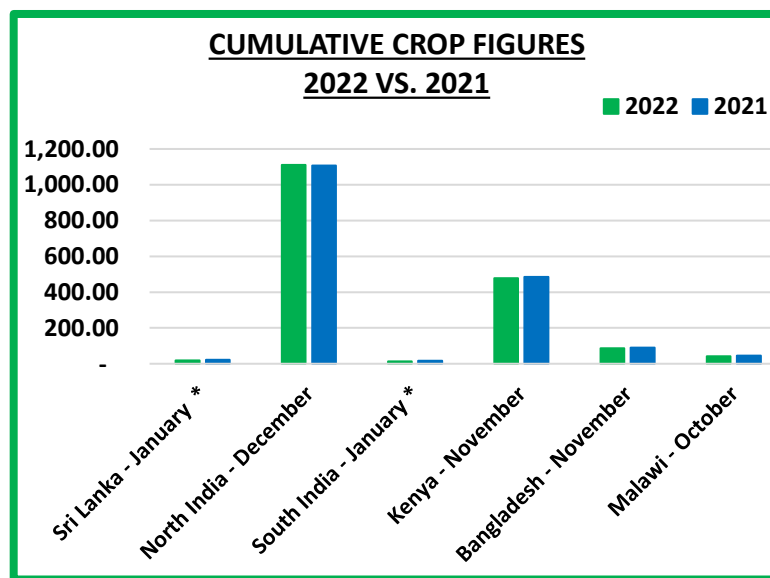
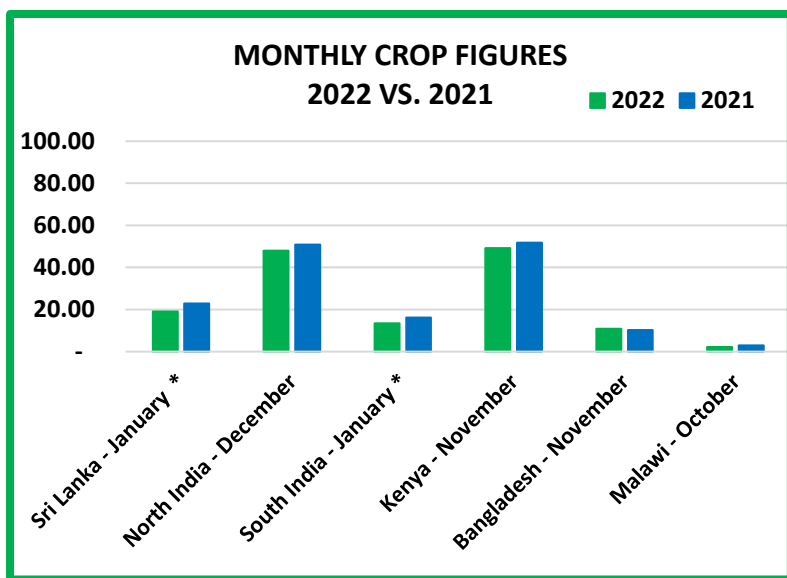
Crop intakes are low.



CROP FIGURES OF MAJOR PRODUCING & EXPORTING COUNTRIES

Country	Month	2022 * 2023	2021 * 2022	Cumulative + Inc. / Dec.	Cumulative	2022 * 2023	2021 * 2022	Cumulative + Inc. / Dec.
Sri Lanka	January	* 19.13	* 22.81	- 3.68	Upto January	* 19.13	* 22.81	- 3.68
North India	December	47.95(E)	50.84	- 2.89	Upto December	1110.37(E)	1108.04	+ 2.33
South India	January	* 13.43(E)	* 16.22	- 2.79	Upto January	* 13.43(E)	* 16.22	- 2.79
Kenya	November	49.22	50.71	- 1.49	Upto November	477.99	485.30	- 7.31
Bangladesh	November	10.84	10.24	+ 0.60	Upto November	86.05	89.57	- 3.52
Malawi	October	2.11	2.93	- 0.82	Upto October	41.44	45.39	- 3.95

(E) - Estimated



TEA NEWS AROUND THE GLOBE

MOMBASA MARKET

SALE NO. 10 – SALE OF 06TH, 07TH & 08TH MARCH 2023

Good and improved general demand for the 212,379 packages (14,232,108.00 kilos) offered with 26.36% remaining unsold.

OFFERINGS

Leaf Grades	-	111,960 packages (7,340,173.00 kilos) – 25.90% unsold.
Dust Grades	-	75,800 packages (5,652,247.00 kilos) – 32.66% unsold.
Secondary Grades	-	24,619 packages (1,239,688.00 kilos) – 9.02% unsold.

MARKETS

Afghanistan lent strong support and were dominant with **Egyptian Packers, Sudan, Pakistan Packers, Kazakhstan** and **other CIS states** showing more activity. **Yemen, other Middle Eastern countries, UK** and **Russia** maintained interest. **Iran** lent useful enquiry with selective interest from **Bazaar. Local Packers** were more active. **Somalia** were active at the lower end of the market.

LEAF GRADES (M2)

BP1:

Best – Saw irregular interest with some teas steady to USC34 dearer while others lost up to USC16 with a few lines discounted by USC46 and USC57.

Brighter – Firm to USC22 dearer.

Mediums – KTDA mediums met improved competition and appreciated by up to USC18 and select invoices gained USC36. Plantation mediums advanced by up to USC24.

Lower Mediums – Although were mostly firm to dearer by up to USC20, some teas lost up to USC20.

Plainer – Were irregular varying between mainly steady to USC30 dearer to easier by up to USC17 with select invoices shedding USC37.

PF1:

Best – Varied between USC20 dearer to easier by up to USC17.

Brighter – Appreciated by up to USC15.

Mediums – KTDA mediums were firm to USC14 dearer with plantation mediums steady to USC12 above last levels.

Lower Mediums – Were well competed for and advanced by up to USC30 but a few teas lost up to USC13.

Plainer – Dearer by up to USC26 with only a few lines easier by up to USC10.

DUST GRADES (M1)

PD

Best – Ranged between steady to USC10 above previous levels to easier by up to USC9.

Brighter – Held value.

Mediums – KTDA mediums varied between firm to USC4 dearer with selected invoices advancing by USC11 to easier by up to USC9 while plantation mediums appreciated by up to USC16.

Lower Medium – Were irregularly dearer by up to USC35 but some teas shed up to USC15.

Plainer – Steady to USC17 dearer and select lines gained USC42.



TEA NEWS AROUND THE GLOBE



MOMBASA MARKET – Continued ;

DUST1:

Best – Irregular varying between USC18 dearer to easier by up to USC10.

Brighter – Mostly firm to USC8 dearer but some teas lost up to USC5.

Mediums – KTDA mediums met irregular interest and varied between steady to USC9 dearer to easier by up to USC14 with plantation mediums ranging between USC17 dearer to USC7 below last levels.

Lower Medium – Firm to USC22 dearer to easier by up to USC20.

Plainer – Appreciated by up to USC14 but a few teas were discounted by up to USC10.

SECONDARY GRADES (S1)

In the Secondary Catalogues, best **BPs** gained while others were steady with **PFs** were firm. Clean well sorted colourful **Fannings** met irregular interest but generally held value with similar **DUSTs** appreciating. **Other Fannings** gained with **DUSTs** steady. **BMFs** were readily absorbed.

QUOTATIONS	BROKENS	FANNINGS
Best	255 – 352	288 – 364
Good	255 – 304	262 – 308
Good Medium	255 – 291	262 – 302
Medium (KTDA)	250 – 319	244 – 294
Medium (Plantations)	150 – 258	168 – 262
Lower Medium	118 – 232	146 – 218
Plainer	090 – 163	090 – 184

AUCTION	KENYA 2022 \$	KENYA 2023 \$	TOTAL 2022 \$	TOTAL 2023 \$
07	2.72	2.31	2.53	2.15
08	2.68	2.36	2.50	2.19
09	2.63	2.42	2.45	2.23

SOURCE : AFRICA TEA BROKERS LTD.



TEA NEWS AROUND THE GLOBE



CHITTAGONG MARKET

SALE NO.44 – 06TH MARCH 2023

CTC LEAF: 20,505 packages of Current Season & 78 packages of New Season teas on offer met with a fairly strong demand.

BROKENS/FANNINGS: There was a strong demand for all varieties on offer with prices for quite a few Invoices advancing following competition. However, there were some withdrawals. BLF teas witnessed better interest and were mostly firm.

CTC DUST: 4,512 packages of Current Season & 20 packages of New Season teas on offer met with a good demand at slightly dearer rates. There were few withdrawals in this sale. Loose tea buyers were active whilst Blenders operated on a few Medium Dusts.

COMMENTS: This was the pen-ultimate sale of the season where the quality was mostly of end of season variety. There was a stronger demand where buyers, particularly Loose tea section of the market lent a greater support. As a result, quite a few teas tended dearer.

NEW SEASON 2023/2024

A few lines of New Season teas sold well following competition.

Our catalogue: (Sale 44) Avg: Tk 146.95, Sold 80.3 % & (Sale 43) Avg: Tk 161.67, sold 70.9%.

Quotations – This Week – (In Taka)

Brokens	This Week	Last Week	Fannings	This week	Last Week	Dust	This week	Last Week
Large	NQTA	NQTA	Best	230-260 nom	210-240	PD	105-185	94-240
Medium	150-170 nom	150-170	Good	160-180	170-190	RD	94-247	100-261
Small	150-180 nom	155-185	Medium	120-140	125-145	D	95-239	125-273
Plain	95-115	80-110	Plain	95-115	80-110	CD	120-230	122-304
BLF	115-150	120-155	BLF	115-150	120-155	BLF	132-145	132-138

Exchange Rates 06th March 2023 Sterling Pound: Tk. 125.0644, dollar: Tk. 104.0000

SOURCE : NATIONAL BROKERS LTD



UPCOMING AUCTION DETAILS

Auction No.	12		11	
Dates	21 st / 22 nd March 2023		14 th / 15 th March 2023	
	No. of Lots	Qty – kg	No. of Lots	Qty – kg
Ex-Estate	724	736,512	718	737,125
Main Sale Total	9,444	4,460,012	9,414	4,361,505
High & Medium	1,437	660,279	1,420	636,125
Low Grown – Leafy	1,853	683,788	1,802	665,676
Low Grown – Semi Leafy	1,424	620,918	1,475	628,701
Low Grown Tippy	1,842	890,343	1,882	902,985
Premium / Flowery	247	46,126	284	45,524
Off Grades	2,085	1,040,431	2,001	976,954
Dust	556	518,127	550	505,540
Grand Total	10,168	5,196,524	10,132	5,098,630
Reprints	642	301,099	721	347,089
Total No. of Lots on Offer	10,168		10,132	
Total Quantity on Offer (kg)	5,196,524		5,098,630	



SCHEDULED CLOSING DATES

Auction No.	Date of Sale	Ex-Estate	Main Sale
13	28 th / 29 th March 2023	09/03/2023	09/03/2023
14	03 rd / 04 th April 2023	16/03/2023	16/03/2023
15	18 th / 19 th April 2023	23/03/2023	23/03/2023

PROMPT DATES

Auction No.	Buyers	Sellers
11	21/03/2023	22/03/2023
12	28/03/2023	29/03/2023
13	04/04/2023	06/04/2023



ORDER OF SALE (SALE NO. 11 – 14TH / 15TH MARCH 2023)

Main Sale Order – 1 (Leafy / Semi Leafy / Tippy / Premium / 1A)	Main Sale Order – 2 (H & M / Off Grade / Dust)	Ex-Estate
LANKA COMMODITY BROKERS LTD	EASTERN BROKERS. LTD.	JOHN KEELLS PLC
BARTLEET PRODUCE MARKETING (PVT) LTD	CEYLON TEA BROKERS PLC	MERCANTILE PRODUCE BROKERS (PVT) LTD
MERCANTILE PRODUCE BROKERS (PVT) LTD	LANKA COMMODITY BROKERS LTD	ASIA SIYAKA COMMODITIES PLC.
FORBES & WALKER TEA BROKERS (PVT) LTD	BARTLEET PRODUCE MARKETING (PVT) LTD	BARTLEET PRODUCE MARKETING (PVT) LTD
ASIA SIYAKA COMMODITIES PLC.	FORBES & WALKER TEA BROKERS (PVT) LTD	FORBES & WALKER TEA BROKERS (PVT) LTD
EASTERN BROKERS. LTD.	MERCANTILE PRODUCE BROKERS (PVT) LTD	EASTERN BROKERS. LTD.
CEYLON TEA BROKERS PLC	ASIA SIYAKA COMMODITIES PLC.	CEYLON TEA BROKERS PLC
JOHN KEELLS PLC	JOHN KEELLS PLC	LANKA COMMODITY BROKERS LTD

[DB : HR / SG]



COLOMBO TEA TRADERS' ASSOCIATION

THE OFFICE OF THE CTTA, No. 50, NAVAM MAWATHA, COLOMBO 02.
Telephone: 011 5588848, 5588849; E-mail ; hemaratne@ctta.lk / nisansala@ctta.lk

CIRCULAR NO.01 (A) OF 2023

JANUARY 10, 2023

CATALOGUING RULES AND MINIMUM AND MAXIMUM PACKING DENSITIES

Reference Circular No 01 of 2023 dated January 5, 2023, the following should be noted;

Main Sale Teas

A factory will be permitted to catalogue a maximum of 3 lots of any grade, in any combination of 10/15 bags or 20 bags or 30 bags (excluding Dust1's, PD's and Premium Flowery grades).

PD and Dust 1 (High, Mid and Low Grown)

A factory is permitted to catalogue a maximum of 3 lots of 10 bags and 3 lots of 20 bags. There is no restriction on 40 bag lines.

PD / Dust 1 will be treated as one grade, applicable to CTC factories.

Premium Flowery

No change in the current cataloging rules for FFSp, FFExSp and FFExSp1.

We reiterate that the rules are applied to the MF/BF/RT numbers and not on selling marks, per factory per sale.

Rules will be applicable up to and including Sale No 13 of 28th/29th March 2023, for which catalogues close on 9th of March 2023.

There are no other amendments/changes to CTTA Circular No 01 of 2023.

OFFICE OF THE CTTA
THE COLOMBO TEA TRADERS' ASSOCIATION



TEA SALE ARRANGEMENTS



COLOMBO TEA TRADERS' ASSOCIATION

C/o. THE CEYLON CHAMBER OF COMMERCE, P.O.Box 274, No. 50, NAVAM MAWATHA, COLOMBO 02.

Telephone: 5588849; Facsimile: 2449352; E-Mail ; hemaratne@chamber.lk

CIRCULAR NO. 07 OF 2023

MARCH 03, 2023

TEA SALE ARRANGEMENTS FOR 02nd QUARTER 2023 – APRIL / MAY / JUNE

Sale No.	Date of Sale		Catalogue Closing Dates		Prompt Dates		10% Payment	E-Platform Levy Prompt Dates	
			Ex-Estate	Main Sale	Buyers	Sellers		Buyers	Sellers
APRIL									
14	Mon/Tue	03 rd / 04 th	16/03/2023	4.30 pm	10/04/2023	11/04/2023	10/04/2023	10/04/2023	12/04/2023
15	Tue/Wed	18 th / 19 th	23/03/2023	4.30 pm	25/04/2023	26/04/2023	21/04/2023	25/04/2023	27/04/2023
16	Tue/Wed	25 th / 26 th	30/03/2023	4.30 pm	02/05/2023	03/05/2023	28/04/2023	02/05/2023	04/05/2023



TEA SALE ARRANGEMENTS – Continued,

Sale No.	Date of Sale		Catalogue Closing Dates		Prompt Dates		10% Payment	E-Platform Levy Prompt Dates	
			Ex-Estate	Main Sale	Buyers	Sellers		Buyers	Sellers
MAY									
17	Tue/Wed	02 nd / 03 rd	06/04/2023 4.30 pm		09/05/2003	10/05/2023	08/05/2023	09/05/2023	11/05/2023
18	Tue/Wed	09 th / 10 th	20/04/2023 4.30 pm		16/05/2023	17/05/2023	12/05/2023	16/05/2023	18/05/2023
19	Tue/Wed	16 th / 17 th	27/04/2023 4.30 pm		23/05/2023	24/05/2023	19/05/2023	23/05/2023	25/05/2023
20	Tue/Wed	23 rd / 24 th	04/05/2023 4.30 pm		30/05/2023	31/05/2023	26/05/2023	30/05/2023	01/06/2023
21	Tue/Wed	30 th / 31 st	11/05/2023 4.30 pm		06/06/2023	07/06/2023	02/06/2023	06/06/2023	08/06/2023
JUNE									
22	Tue/Wed	06 th / 07 th	18/05/2023 4.30 pm		13/06/2023	14/06/2023	09/06/2023	13/06/2023	15/06/2023
23	Tue/Wed	13 th / 14 th	25/05/2023 4.30 pm		20/06/2023	21/06/2023	16/06/2023	20/06/2023	22/06/2023
24	Tue/Wed	20 th / 21 st	01/06/2023 4.30 pm		27/06/2023	28/06/2023	23/06/2023	27/06/2023	30/06/2023
25	Tue/Wed	27 th / 28 th	08/06/2023 4.30 pm		04/07/2023	05/07/2023	30/06/2023	04/07/2023	06/07/2023



TEA SALE ARRANGEMENTS – Continued,

HOLIDAYS FOR 02 ND QUARTER OF 2023		
APRIL		
05 th	Wednesday	Bak Full Moon Poya Day
07 th	Friday	Good Friday
13 th	Thursday	Day Prior to Sinhala & Tamil New Year Day
14 th	Friday	Sinhala & Tamil New Year Day
22 nd	Saturday	Id-UI-Fitr (Ramazan Festival Day)
MAY		
01 st	Monday	May Day
05 th	Friday	Vesak Full Moon Poya Day
06 th	Saturday	Day following Vesak Full Moon Poya Day
JUNE		
03 rd	Saturday	Poson Full Moon Poya Day
29 th	Thursday	Id-UI-Alha (Hadji Festival Day)

**THE OFFICE OF THE CTTA
THE COLOMBO TEA TRADERS' ASSOCIATION**





“

Every Home, Every Heart, Every Feeling, Every Moment
Of happiness is incomplete without you, Only you can
complete this world. Happy Women's Day.

#InternationalWomensDay

”