



TEA MARKET REPORT

JOHN KEELLS PLC

SALE NO.10 – 08TH / 09TH MARCH 2022

ORDER OF SALE (SALE NO. 10 – 08TH / 09TH MARCH 2022)

Main Sale Order – 1 (Leafy / Semi Leafy / Tippy / Premium / 1A)	Main Sale Order – 2 (H & M / Off Grade / Dust)	Ex-Estate
Mercantile Produce Brokers (Pvt) Ltd	JOHN KEELLS PLC	Mercantile Produce Brokers (Pvt) Ltd
Forbes & Walker Tea Brokers (Pvt) Ltd	Eastern Brokers. Ltd.	JOHN KEELLS PLC
Eastern Brokers. Ltd.	Ceylon Tea Brokers PLC	Lanka Commodity Brokers Ltd
Lanka Commodity Brokers Ltd	Lanka Commodity Brokers Ltd	Ceylon Tea Brokers PLC
JOHN KEELLS PLC	Bartleet Produce Marketing (Pvt) Ltd	Eastern Brokers. Ltd.
Asia Siyaka Commodities PLC.	Forbes & Walker Tea Brokers (Pvt) Ltd	Forbes & Walker Tea Brokers (Pvt) Ltd
Ceylon Tea Brokers PLC	Mercantile Produce Brokers (Pvt) Ltd	Bartleet Produce Marketing (Pvt) Ltd
Bartleet Produce Marketing (Pvt) Ltd	Asia Siyaka Commodities PLC.	Asia Siyaka Commodities PLC.



AUCTION DETAILS

Auction No.	10	
Dates	08 th / 09 th March 2022	
	No. of Lots	Qty – kg
Ex Estate	708	804,937
Main Sale Total	8,897	4,358,440
High & Medium	1,204	561,122
Low Grown - Leafy	1,664	652,352
Low Grown - Semi Leafy	1,232	530,067
Low Grown Tippy	1,909	975,910
Premium / Flowery	314	51,487
Off Grades	2,074	1,112,151
Dust	500	475,351
Grand Total	9,605	5,163,377
Reprints	630	336,736
Total No. of Lots Offered	9,605	
Total Quantity Offered (kg)	5,163,377	

PROMPT DATES

Auction No.	Buyers	Sellers
10	15/03/2022	16/03/2022



COMMENTS



There was widespread demand at the Colombo Auction for the 5.16Mkg on offer, despite global unrest and unstable economies. The limited auction volumes on offer for future sales and current production levels are reasons for the prevailing interest by most exporters. The devaluation of the Sri Lankan rupee and the increase in crude oil prices are also reasons for the strong demand currently witnessed. The challenge faced by exporters will be securing containers / vessels for their future shipments.

The 0.80Mkg of Ex-Estate teas on offer met with irregular demand. Select best Western High Grown BOPs appreciated following special inquiry, however the below best and plainer varieties were easier. Select best Western High Grown BOPFs were lower, whilst the below best and plainer varieties appreciated. Nuwara Eliya BOPs were irregular, the BOPFs were barely steady. Udapusellawa BOPs were dearer, the BOPFs too advanced following quality. Uva BOPs were dearer, the BOPFs were firm to dearer at times. Low Grown CTC BP1s were easier, the High and Medium sorts were tending irregular. Low Grown CTC PF1s appreciated and gained further as the sale progressed, the High and Medium sorts too were firm to dearer.

The 2.1Mkg of Low Grown teas which were on offer met with good demand. In the Leafy segment, select best OPs were firm whilst the others met with improved demand. Well-made OPAs witnessed improved levels whilst the others were dearer. Better OP1s were dearer, others too appreciated following quality. In the Semi Leafy segment BOP1s met with good demand. Pekoe varieties gained a few rupees. The top end of the Pekoe1s were firm, others sold at improved levels. In the Small Leaf segment, FBOPs met with better demand. FBOPF1s were dearer. FBOPFs sold at improved levels. BOPF.SP, BOPF and BOP.SP met with good demand whilst BOP too followed a similar trend. All Premium Flowery teas were dearer.

Russia, Iran and the C.I.S countries lent good support whilst improved interest was noticed from Turkey. Libya and Iraq were active.





MARKET DESCRIPTION

Western Teas

Select best BOPs appreciated following special inquiry, the others were firm to Rs.20/- to Rs.30/- easier, the below best and plainer varieties were firm to a little easier at times. Select best BOPFs eased Rs.20/- to Rs.30/- and more, however the below best and plainer sorts were firm to Rs.10/- to Rs.20/- dearer. Medium BOPs were firm to a little dearer, the BOPFs were easier by Rs.10/- to Rs.20/-, however the poorer sorts gained irregularly.

Nuwara Eliya Teas

BOPs were irregularly dearer, the BOPFs were barely steady.

Uva Teas

BOPs were tending dearer, the BOPFs were firm to irregularly dearer. Uda pussellawa BOPs too appreciated from last week's levels, the BOPFs too improved following quality.

CTC Teas

Low Grown BP1s were easier, the High and Medium sorts were irregular. Low Grown PF1s gained Rs.30/- to Rs.40/ as the sale progressed, the High and Medium sorts were irregularly dearer following quality.

QUOTATIONS

	BOP – RS.	BOPF – RS.
Good Westerns	700 – 1300	720 – 850
Average Westerns	640 – 690	680 – 710
Plainer Westerns	560 – 630	640 – 670
Western Mediums	650 – 1400	700 – 750
Uva Teas	590 – 760	610 – 730
Nuwara Eliya Teas	820	740 – 780
Uda Pussellawa Teas	600 – 690	600 – 720
CTC (BP1 and PF1)	420 - 550	410 – 840





MARKET DESCRIPTION

Low Grown

Wiry OP1s along with the bolder types gained by Rs.10/- to Rs.20/- and more at times. Better twisted OPs were firm, others gained by Rs.10/- to Rs.20/-. Select best OPAs met with fair demand, best and below best types were firm to dearer. Well-made BOP1s were firm, others too met with reasonable demand. Well-made Pekoes were firm, bolder invoices increased by Rs.20/- to Rs.30/-, below best types too gained by Rs.20/- and more at times. Shotty Pekoe1s were mainly firm, others gained by Rs.10/- to Rs.20/-.

Select best well-made BOPs were dearer by Rs.5/- to Rs.10/-, best and below best types were firm, secondary types too were firm. Select best and best BOP.SP.s and BOPF.SP.s met with fair demand, others were firm. BOPFs followed a similar trend. Select best and best FBOPF1s were dearer by Rs.5/- to Rs.10/-, below best and secondary types were firm. Well-made FBOPs in the select best category were firm, best and below best types were lower by Rs.5/- to Rs.10/-, secondary types were firm. FBOPF varieties met with good demand. All Premium Flowery teas met with good demand.

Off Grades

Select best and best FGS1s were easier by Rs.10/-, below best and poorer types were firm. Select best and best BMs were firm, below best and poorer types showed a similar trend. All BPs were firm on last. Select best and best BOP1As were dearer by Rs.10/- to Rs.20/-, others met with good demand.

Dust

Select best and best Dust1s were lower by Rs.10/- to Rs.15/-, below best types sold at firm levels, poorer sorts depreciated by Rs.10/-. Best High and Medium CTCs sold at firm levels. Low Grown CTCs depreciated by Rs.10/- to Rs.20/-. Low Grown Dust/Dust1s were firm to dearer by Rs.10/-.



QUOTATIONS

	Select Best	Best	Below Best	Others
LIQUORING				
DUST-1	670.00 - 920.00	600.00 - 650.00	540.00 - 590.00	400.00 - 510.00
OFF GRADES				
FGS1	650.00 - 690.00	610.00 - 640.00	510.00 - 600.00	400.00 - 500.00
FGS	570.00 - 610.00	500.00 - 560.00	420.00 - 490.00	350.00 - 410.00
LOW GROWNS				
FBOPF / FFSP / FFEXSP	2400.00 -3950.00	1300.00 - 2200.00	800.00 - 1100.00	650.00 - 740.00
BOP	900.00 - 1250.00	720.00 - 880.00	620.00 - 700.00	480.00 - 600.00
BOPSP	850.00 - 1120.00	630.00 - 820.00	550.00 - 620.00	420.00 - 530.00
BOPF	780.00 - 1080.00	620.00 - 720.00	480.00 - 600.00	380.00 - 460.00
FBOPF1	930.00 - 1300.00	820.00 - 900.00	680.00 - 800.00	520.00 - 650.00
FBOP	920.00 - 1450.00	760.00 - 880.00	660.00 - 740.00	480.00 - 620.00
BOP1	1350.00 - 1850.00	1080.00 - 1250.00	970.00 - 1050.00	600.00 - 640.00
OP1	1450.00 - 2850.00	1200.00 - 1300.00	1000.00 - 1100.00	450.00 - 600.00
OP	850.00 - 1250.00	800.00 - 820.00	730.00 - 790.00	550.00 - 570.00
OPA	770.00 - 1000.00	700.00 - 750.00	580.00 - 640.00	450.00 - 530.00
PEKOE	820.00 - 1400.00	720.00 - 770.00	600.00 - 680.00	490.00 - 530.00
PEKOE1	900.00 - 1350.00	740.00 - 840.00	640.00 - 690.00	480.00 - 550.00
DUST / DUST1	540.00 - 640.00	490.00 - 530.00	450.00 - 480.00	400.00 - 440.00



- **Top Prices**
- **Colombo Auction Averages**
- **All Brokers Private Sale Figures**



TOP PRICES (SALE NO. 10 – 08TH / 09TH MARCH 2022)



WESTERN HIGH			
BOP		Great western	1300.00
BOPSP	+	Queensberry	1040.00
BOPF/BOPFSP		Great western	850.00
FBOP/FBOP1		Torrington	1140.00
FBOPF/FBOPF1	++	Weddemulla	1080.00
BOP1		Torrington	1020.00
OP/OPA	*	Venture	860.00
OP1	++	Inverness	1020.00
PEKOE/PEKOE1	*	Inverness	900.00

WESTERN MEDIUM			
BOP	*	Nayapane	1040.00
		Harangalla	1040.00
BOPSP		Craighead	1100.00
BOPF/BOPFSP		Harangalla	790.00
FBOP/FBOP1		Craighead	1700.00
FBOPF/FBOPF1		Harangalla	1160.00
BOP1		New Fernland	1100.00
OP/OPA		Hatale	880.00
OP1		Nugawela	1020.00
PEKOE/PEKOE1		Cooroondoowatte	1000.00

UDA PUSSELLAWA			
BOP		Kirklees	690.00
BOPSP	++	Delmar	900.00
BOPF/BOPFSP		Liddesdale	720.00
		High forest	720.00
		Mooloya	720.00
FBOP/FBOP1	+	Blairlmond	1080.00
FBOPF/FBOPF1		Delmar	1000.00
BOP1		-	
OP/OPA		Gordon	790.00
OP1		Gonapitiya	740.00
PEKOE/PEKOE1		Delmar	810.00

UVA HIGH			
BOP	*	Glenanore	920.00
	*	Aislaby	920.00
BOPSP		Ranaya	1000.00
BOPF/BOPFSP		Bandaraeliya	730.00
FBOP/FBOP1		Gonamotawa	1060.00
FBOPF/FBOPF1	+	Battawatte	1080.00
	+	Glenanore	1080.00
BOP1	+	Glenanore	1350.00
OP/OPA	*	Glenanore	890.00
OP1	+	Glenanore	1100.00
PEKOE/PEKOE1		Battawatte	870.00

UVA MEDIUM			
BOP		Demodera 's'	1040.00
BOPSP		Uva Samovar	1000.00
		Halpewatta Uva	1000.00
BOPF/BOPFSP		Dickwella	1080.00
FBOP/FBOP1		Sarnia Plaiderie	1250.00
FBOPF/FBOPF1		Dickwella	1080.00
		Tinioya	1080.00
		Aruna Keppetipola	1080.00
BOP1	*++	Telbedde	1350.00
OP/OPA	*	Glen Alpin	850.00
OP1		Dickwella	1120.00
PEKOE/PEKOE1		Aruna Keppetipola	900.00

CTC HIGH			
PF1	**	Ulugedara CTC	660.00
BP1		Mount Vernon CTC	460.00
BPS		Mount Vernon CTC	490.00
OF		-	

CTC MEDIUM			
PF1	**	New Peacock CTC	630.00
BP1	**	Delta CTC	550.00
	*	Strathdon CTC	550.00
BPS		Carolina CTC	500.00
OF		-	

NUWARA ELIYA			
BOP	*	Lovers Leap	820.00
BOPF/BOPFSP	*	Lovers Leap	780.00
FBOP/FBOP1		Court Lodge	1350.00
OP/OPA		Mahagastotte	750.00
PEKOE/PEKOE1		Court Lodge	1020.00

CTC LOW			
PF1	*	Hingalgoda CTC	840.00
		Ceciliyan CTC	840.00
BP1		Nelunwatta CTC	430.00
BPS		-	
OF		Peakwatta CTC	410.00



TOP PRICES (SALE NO. 10 – 08TH / 09TH MARCH 2022)



LOW			
BOP		New Panilkanda	1250.00
BOPSP	*	Cee Tee Hills	1120.00
BOPF		Sunrise	1080.00
BOPFSP	*	Kiruwanaganga	1160.00
		New Rekadahena	1160.00
		Mahaliyadda	1160.00
FBOP		Sithaka	1450.00
FBOP1		Hidellana	1200.00
		Rotumba	1200.00
FBOPF		Rotumba	1550.00
FBOPF1	*	Berubeula	1300.00
		New Vithanakande	1300.00
		New J.S.P.	1300.00
BOP1		Pothotuwa	1850.00
OP1		Pothotuwa	2850.00
OP		Mahesland	1250.00
OPA		Lumbini	1000.00
PEKOE		Liyonta	1400.00
PEKOE1		Nilgiri	1350.00

PREMIUM			
FBOPFSP		Pothotuwa	3000.00
FBOPFEXSP		New Deniyaya	3950.00
FBOPFEXSP1		Brombil	2950.00

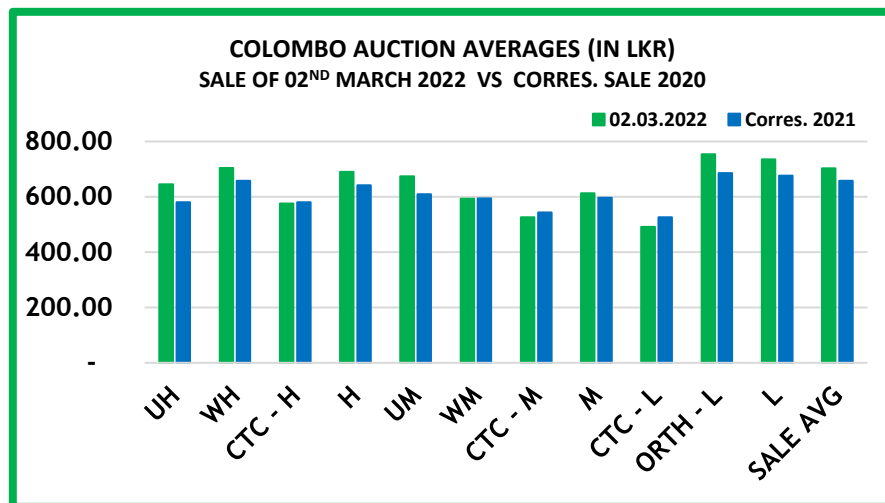
DUST			
DUST1		Mattakelle	920.00
P.DUST		Ulugedara CTC	640.00

OFF GRADES			
FNGS/FNGS1	*	Kotiyagalla	690.00
	*	Lethenty	690.00
		Holyrood	690.00
	*	Gouravilla	680.00
PFNGS	*	Hingalgoda CTC	680.00
BM		Chandrika Estate	690.00
BP		Tinioya	850.00
BOP1A		Wathurawila	810.00

**** MORE THAN ONE TOP PRICE OBTAINED**
*** TEAS SOLD BY JOHN KEELLS PLC**
+ ALL TIME RECORD PRICE
++ ALL TIME RECORD PRICE EQUALED

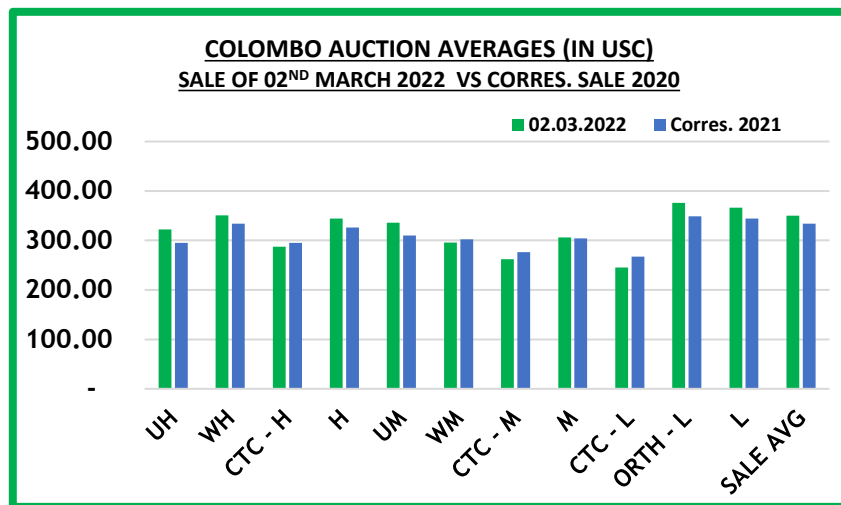


COLOMBO AUCTION AVERAGES



	Sale of 23/02/2022In LKR	Sale of 02/03/2022 In LKR	Corres. 2021 In LKR
Uva High Grown	657.42	645.73	580.04
Western High Grown	712.51	704.42	657.56
CTC High Grown	590.90	575.63	580.74
Summary of High Grown	699.18	690.00	641.37
Uva Medium Grown	685.19	674.64	609.79
Western Medium Grown	613.74	593.61	594.22
CTC Medium Grown	533.68	526.62	543.03
Summary of Medium Grown	631.69	613.15	597.21
CTC Low Grown	523.73	491.49	525.66
Orthodox Low Grown	785.91	754.36	685.94
Summary of Low Grown	765.42	735.05	676.21
TOTAL SALE AVERAGE	727.18	702.73	657.86

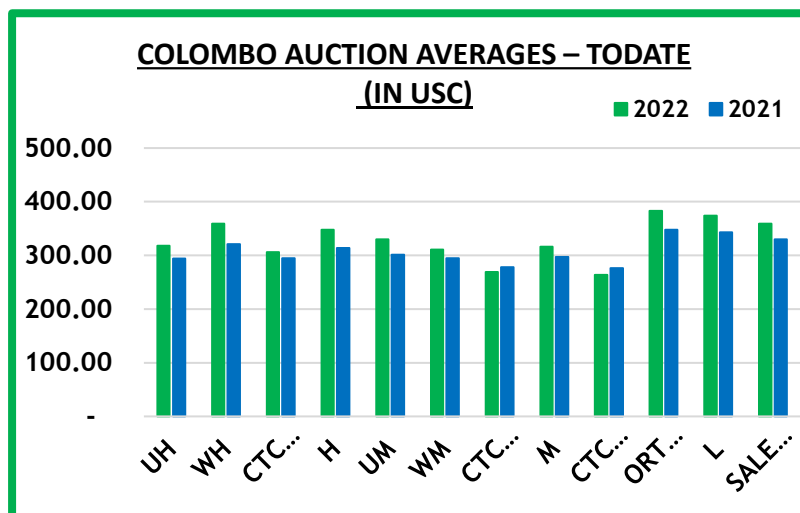
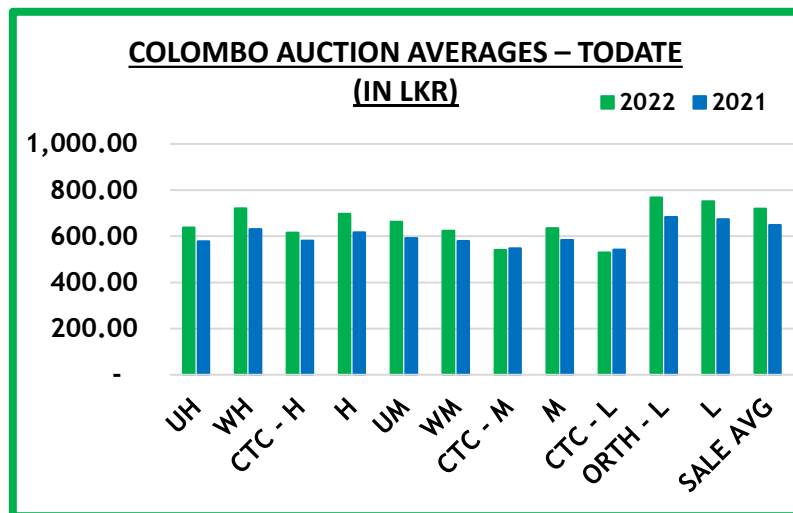
COLOMBO AUCTION AVERAGES



	Sale of 23/02/2022 In USC	Sale of 02/03/2022 In USC	Corres. 2021 In USC
Uva High Grown	327	322	295
Western High Grown	355	351	334
CTC High Grown	294	287	295
Summary of High Grown	348	344	326
Uva Medium Grown	341	336	310
Western Medium Grown	305	296	302
CTC Medium Grown	266	262	276
Summary of Medium Grown	314	306	304
CTC Low Grown	261	245	267
Orthodox Low Grown	391	376	349
Summary of Low Grown	381	366	344
TOTAL SALE AVERAGE	362	350	334



COLOMBO AUCTION AVERAGES



January to Date (Sale No.09)	2022 LKR	2021 LKR	2022 USC	2021 USC
Uva High Grown	638.22	578.62	318	294
Western High Grown	720.73	630.61	359	321
CTC High Grown	615.32	580.49	306	295
Summary of High Grown	698.17	617.24	348	314
Uva Medium Grown	662.39	592.03	330	301
Western Medium Grown	624.29	580.21	311	295
CTC Medium Grown	540.96	547.93	269	278
Summary of Medium Grown	635.03	583.53	316	297
CTC Low Grown	529.66	542.78	264	276
Orthodox Low Grown	768.46	684.15	383	348
Summary of Low Grown	751.31	674.50	374	343
TOTAL SALE AVERAGE	720.09	648.38	359	330



COLOMBO AUCTION AVERAGES

FROM 02 ND MARCH 2022	LKR
Uva High Grown	648.22
Western High Grown	712.66
Summary of High Grown	696.72
Uva Medium Grown	650.35
Western Medium Grown	596.20
Summary of Medium Grown	609.83
Summary of Low Grown	730.31
TOTAL SALE AVERAGE	700.07



ALL BROKERS PRIVATE SALE FIGURES (FOR THE PERIOD – 28TH FEBRUARY TO 05TH MARCH 2022)

	WEEKLY	TODATE
High & Medium	34,478.70	351,030.95
Low	5,079.00	69,285.25
Green Tea	30,165.00	304,143.30
Organic Tea	21,625.00	72,045.00
BMF	131,493.00	1,477,678.00
Direct Sales	-	-
Forward Contract	76,000.00	413,240.00





- **Crop and Weather**
- **Crop Figures**
- **Tea News**
- **Circular**

CROP AND WEATHER - FOR THE PERIOD OF – 28TH FEBRUARY TO 06TH MARCH 2022



Western

Bright mornings with cold nights and occasional evening showers were experienced throughout the week in Dickoya, Agarapatana, Bogowanthalawa and Talawakelle districts.



Nuwara Eliya

Dull weather was recorded at the beginning of the week whilst bright weather was reported at the end of the week in Nuwara Eliya.



Uva

Bright weather was experienced at the beginning of the week whilst dull weather with evening showers were reported during the latter part of the week in Badulla, Bandarawella and Haputale districts.



Low Grown

Bright weather was experienced throughout the week, with occasional evening showers in Galle, Rathnapura and Deniyaya districts.



Crop

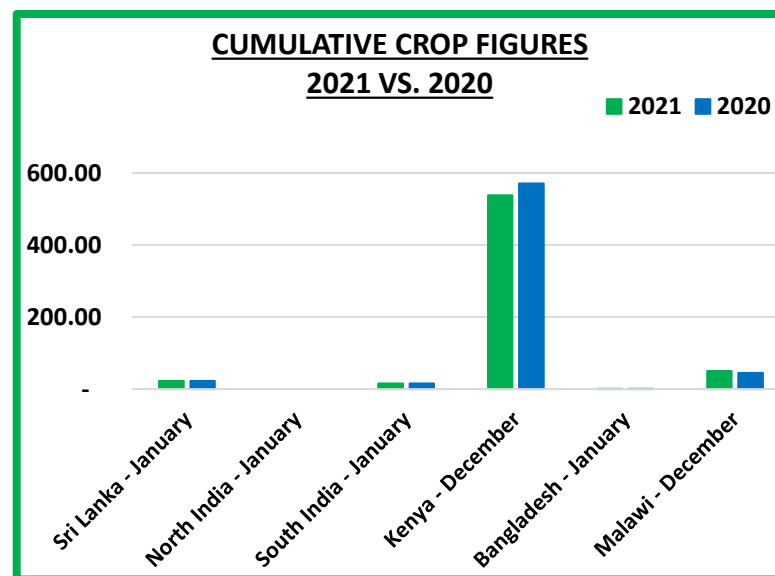
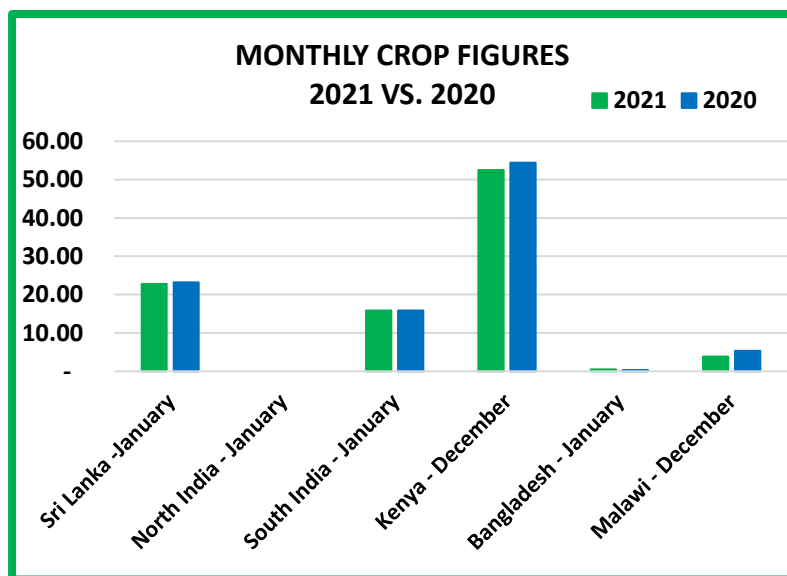
Crop intakes are moderate to low.



CROP FIGURES OF MAJOR PRODUCING & EXPORTING COUNTRIES

Country	Month	2021 * 2022	2020 * 2021	Cumulative + Inc. / Dec.	Cumulative	2021 * 2022	2020 * 2021	Cumulative + Inc. / Dec.
Sri Lanka	January	* 22.81	* 23.17	- 0.36	Upto January	* 22.81	* 23.17	- 0.36
North India	January	* 0.00(E)	0.00	0.00	Upto January	* 0.00(E)	0.00	0.00
South India	January	15.85(E)	15.89	- 0.04	Upto January	15.85(E)	15.89	- 0.04
Kenya	December	52.52	54.41	- 1.89	Upto December	537.83	570.46	- 32.63
Bangladesh	January	0.507	0.286	+ 0.221	Upto January	0.507	0.286	+ 0.221
Malawi	December	3.8	5.3	- 1.5	Upto December	50.6	45.2	+ 5.4

(E) - Estimated



TEA NEWS AROUND THE GLOBE



MOMBASA MARKET

SALE NO. 09 – SALE OF 28TH FEBRUARY, 01ST / 02ND MARCH 2022

Reduced demand for the 192,659 packages (12,692,040.00 kilos) in the market particularly for Leaf Grades with prices closely following quality; 14.76% remained without bids.

OFFERINGS

Leaf Grades	-	106,464 packages (6,972,141.00 kilos) with 14.62% neglected.
Dust Grades	-	56,939 packages (4,225,074.00 kilos) and 11.91% were unsold.
Secondary Grades	-	29,256 packages (1,494,825.00 kilos); 20.85% remained unsold.

MARKETS

Pakistan Packers and **Bazaar** showed reduced activity with **Egyptian Packers** active at lower levels. **Yemen** and other **Middle Eastern countries** maintained enquiry while **Sudan** lent good but selective interest. **UK, Kazakhstan** and other **CIS nations** showed less activity with **Russia** noticeably absent while **Afghanistan** and **Iran** were subdued. **Local Packers** maintained activity based on price. **Somalia** were active at the lower end of the market.

LEAF GRADES (M2)

BP1:

Best – Saw less inquiry and were heavily discounted by up to USC52.

Brighter – Irregular, ranging between steady to USC10 dearer to easier by up to USC18.

Mediums – KTDA's were fully firm where sold with plantations irregular, varying between firm to USC18 dearer to easier by USC9.

Lower Mediums – Ranged between firm to USC16 dearer to USC14 below previous levels.

Plainer – Met irregular interest varying between USC2 to USC14 above last rates to easier by USC12.

PF1:

Best – Shed up to USC16.

Brighter – Were easier by USC4 to USC24.

Mediums – Steady to USC15 below last levels.

Lower Mediums – Met reduced activity and lost up to USC20.

Plainer – Eased by USC3 to USC20 but a few lines advanced by up to USC10.

DUST GRADES (M1)

PDUST:

Best – Met reduced interest and lost USC2 to USC12.

Brighter – Were a weak feature and were discounted by up to USC28.

Mediums – Steady to USC9 easier for plantation mediums while KTDA mediums lost up to USC20.

Lower Medium – Firm to USC12 below previous levels.

Plainer – Saw good but irregular interest and ranged between firm to USC16 dearer to easier by up to USC12.



TEA NEWS AROUND THE GLOBE



MOMBASA MARKET – Continued ;

DUST1:

Best – Shed USC7 to USC30.

Brighter – Eased by USC10 to USC30.

Mediums – Lost up to USC11.

Lower Medium – Were firm to USC5 dearer for a few teas with most lines easier by up to USC10.

Plainer – Irregular varying between firm to USC9 dearer to easier by up to USC10.

SECONDARY GRADES (\$1)

In the Secondary Catalogues, best **BPs** were discounted while others were dearer with **PFs** about steady. Clean well sorted coloury **Fannings** were firm while **similar DUSTs** held value. **Other Fannings** were barely steady with **DUSTs** firm. **BMFs** were well absorbed.

QUOTATIONS	BROKENS	FANNINGS
Best	279 – 408	296 – 352
Good	260 – 308	290 – 316
Good Medium	246 – 300	292 – 309
Medium (KTDA)	245 – 264	250 – 295
Medium (Plantations)	170 – 286	215 – 265
Lower Medium	102 – 194	144 – 248
Plainer	080 – 184	100 – 234
Best	279 – 408	296 – 352

AUCTION	KENYA 2021 \$	KENYA 2022 \$	TOTAL 2021 \$	TOTAL 2022 \$
07	2.02	2.72	1.96	2.53
08	2.05	2.68	1.98	2.50
09	2.06	2.63	1.99	2.45

SOURCE : AFRICA TEA BROKERS LTD.



TEA NEWS AROUND THE GLOBE



CHITTAGONG MARKET

SALE NO.43 – 07TH MARCH 2022

CTC LEAF: 11,058 packages of Current Season and 20 packages of New Season teas on offer met with a stronger demand.

BROKENS: A small weight of good Brokens on offer met with a strong demand and sold at dearer rates. Medium varieties met with a better demand and were mostly firm to a little dearer. Plain types were well absorbed often at valuation and sometimes above. BLF teas met with a similar trend.

FANNINGS: A few good liquoring Fannings on offer were strongly competed for and were dearer. The remainder witnessed better demand and sold at slightly dearer rates and there were hardly any withdrawals. BLF teas sold well at slightly dearer rates.

CTC DUST: 3,501 packages of Current Season and 10 packages of New Season teas on offer met with good demand. Only a few invoices of clean liquoring Dusts sold at around last levels. Others were also well supported by the buyers and were slightly dearer closely following quality. There were hardly any withdrawals. Blenders lent good support along with fair interest from the Loose tea buyers.

COMMENTS: This was the pen-ultimate sale of the season where offerings were much smaller than previous sale. Both Blenders and Loose tea buyers operated actively bidding on all varieties on offer. As a result, withdrawals were nominal.

In view of low offerings, sales 44 & 45 will be combined which will take place on 14th March 2022.

Dusts sold well.

Our catalogue (Sale 43): Avg: Tk 167.01, Sold 97.7 % & (Sale 42) Avg: Tk 159.19, Sold 93.6 %.

Quotations – This Week – (In Taka)

Brokens	This Week	Last Week	Fannings	This week	Last Week	Dust	This week	Last Week
Large	NQTA	NQTA	Best	205-215 nom	205-215 nom	PD	145-222	140-212
Medium	150-165	145-160	Good	170-175	170-175	RD	110-225	115-235
Small	150-170	145-165	Medium	155-165	150-160	D	115-235	128-254
Plain	130-145	125-145	Plain	135-145	130-145	CD	120-262	156-270
BLF	130-150	135-150	BLF	130-150	135-150	BLF	120-140	140-158

Exchange Rates 07th March 2022 Sterling Pound: Tk. 112.0196 dollar: Tk. 84.7665

SOURCE : NATIONAL BROKERS LTD



TEA NEWS AROUND THE GLOBE



GUWAHATI MARKET

SALE NO. 09 – SALE OF 03RD MARCH 2022

1. MARKET DESCRIPTION :

- Good demand for leaf while dust was weaker.
- Levels for all sorts were irregularly easier. Some cleaner and liquoring teas were well competed for. Dust market also witnessed similar trend.
- HUL was selective with good support from internal section.
- Exporters were very selective.

2. TOTAL AUCTION WEIGHTED AVERAGE (₹)

	2021-22			2020-21			UPTO SALE - 9		
	SALE - 9	SALE - 7	+/-	SALE - 9	SALE - 8	+/-	2021-22	2020-21	2019-20
CTC	131.73	135.35	-3.63	DROPPED	162.38	-162.38	183.24	215.71	137.53
DUST	125.30	131.36	-6.06	DROPPED	150.14	-150.14	178.64	224.98	147.40
TOTAL	129.77	134.03	-4.26	DROPPED	158.10	-158.10	181.89	218.67	140.56

SOURCE: PARCON INDIA PVT LTD



UPCOMING AUCTION DETAILS

Auction No.	12		11	
Dates	22 nd / 23 rd March 2022		14 th / 15 th March 2022	
	No. of Lots	Qty – kg	No. of Lots	Qty – kg
Ex-Estate	736	829,397	744	834,867
Main Sale Total	8,928	4,401,620	9,062	4,521,422
High & Medium	1,339	642,556	1,315	663,546
Low Grown – Leafy	1,678	668,792	1,704	674,504
Low Grown – Semi Leafy	1,152	494,741	1,175	505,230
Low Grown Tippy	1,906	967,205	1,958	992,956
Premium / Flowery	327	53,581	291	47,494
Off Grades	2,062	1,118,679	2,143	1,179,941
Dust	464	456,066	476	457,751
Grand Total	9,664	5,231,017	9,806	5,356,289
Reprints	487	261,452	543	304,307
Total No. of Lots on Offer	9,664		9,806	
Total Quantity on Offer (kg)	5,231,017		5,356,289	



SCHEDULED CLOSING DATES

Auction No.	Date of Sale	Ex-Estate	Main Sale
13	29 th / 30 th March 2022	10/03/2022	10/03/2022
14	04 th / 05 th April 2022	18/03/2022	18/03/2022
15	19 th / 20 th April 2022	24/03/2022	24/03/2022

PROMPT DATES

Auction No.	Buyers	Sellers
11	21/03/2022	22/03/2022
12	29/03/2022	30/03/2022
13	05/04/2022	06/04/2022



ORDER OF SALE (SALE NO. 11 – 14TH / 15TH MARCH 2022)

Main Sale Order – 1 (Leafy / Semi Leafy / Tippy / Premium / 1A)	Main Sale Order – 2 (H & M / Off Grade / Dust)	Ex-Estate
Forbes & Walker Tea Brokers (Pvt) Ltd	Eastern Brokers. Ltd.	JOHN KEELLS PLC
Lanka Commodity Brokers Ltd	Ceylon Tea Brokers PLC	Lanka Commodity Brokers Ltd
JOHN KEELLS PLC	Lanka Commodity Brokers Ltd	Ceylon Tea Brokers PLC
Eastern Brokers. Ltd.	Bartleet Produce Marketing (Pvt) Ltd	Eastern Brokers. Ltd.
Asia Siyaka Commodities PLC.	Forbes & Walker Tea Brokers (Pvt) Ltd	Forbes & Walker Tea Brokers (Pvt) Ltd
Ceylon Tea Brokers PLC	Mercantile Produce Brokers (Pvt) Ltd	Bartleet Produce Marketing (Pvt) Ltd
Bartleet Produce Marketing (Pvt) Ltd	Asia Siyaka Commodities PLC.	Asia Siyaka Commodities PLC.
Mercantile Produce Brokers (Pvt) Ltd	JOHN KEELLS PLC	Mercantile Produce Brokers (Pvt) Ltd

[DB : HR / SG]



COLOMBO TEA TRADERS' ASSOCIATION

C/o. THE CEYLON CHAMBER OF COMMERCE, P.O.Box 274, No. 50, NAVAM MAWATHA, COLOMBO 02.

Telephone: 5588849; Facsimile: 2449352; E-Mail ; hemaratne@chamber.lk

CIRCULAR NO.08 OF 2022

MARCH 04, 2022

E-PLATFORM LEVY

With further reference to Circular number 18 of 2021 dated 06th September 2021 on the above subject. The CTTA Committee at its meeting held on 03rd March 2022, decided on the following;

1. The current levy of 0.05 cents per Kg each is payable by Sellers and Buyers on the Quantity Sold / Purchased shall be revised to 0.20 cents per Kg each with effect from Sale Number 14 of 04th /05th April 2022.
2. The CTTA, shall review the requirements of the finances of the E-Platform from time to time. Accordingly, the levy shall be revised either upwards or downwards. However, in any future revisions envisaged, the levy shall not exceed the 0.30 cents per Kg each, paid by Sellers and Buyers.

The next Revision will be decided by the Committee as required.

THE SECRETARIAT
COLOMBO TEA TRADERS' ASSOCIATION





“

Happiness and freedom begin with one principle. Some things are within your control and some are not.

— *Epictetus*

”