



# TEA MARKET REPORT

## JOHN KEELLS PLC

**SALE NO.11 – 16<sup>TH</sup> / 17<sup>TH</sup> MARCH 2021**

# ORDER OF SALE (SALE NO. 11 - 16<sup>TH</sup> / 17<sup>TH</sup> MARCH 2021)

Main Sale Order – 1 (Leafy / Semi Leafy / Tippy / Premium / 1A)	Main Sale Order – 2 (H & M / Off Grade / Dust)	Ex-Estate
Lanka Commodity Brokers Ltd	Eastern Brokers. Ltd.	Ceylon Tea Brokers PLC
Bartleet Produce Marketing (Pvt) Ltd	Ceylon Tea Brokers PLC	Lanka Commodity Brokers Ltd
Mercantile Produce Brokers (Pvt) Ltd	Lanka Commodity Brokers Ltd	<b>JOHN KEELLS PLC</b>
F & W Tea Brokers (Pvt) Ltd	Bartleet Produce Marketing (Pvt) Ltd	Mercantile Produce Brokers (Pvt) Ltd
Asia Siyaka Commodities (Pvt) Ltd	F & W Tea Brokers (Pvt) Ltd	Asia Siyaka Commodities (Pvt) Ltd
Eastern Brokers. Ltd.	Mercantile Produce Brokers (Pvt) Ltd	Bartleet Produce Marketing (Pvt) Ltd
Ceylon Tea Brokers PLC	Asia Siyaka Commodities (Pvt) Ltd	F & W Tea Brokers (Pvt) Ltd
<b>JOHN KEELLS PLC</b>	<b>JOHN KEELLS PLC</b>	Eastern Brokers. Ltd.



# AUCTION DETAILS

Auction No.	11	
Dates	16 <sup>th</sup> / 17 <sup>th</sup> March 2021	
	No. of Lots	Qty – kg
Ex Estate	878	994,989
Main Sale Total	10,173	5,182,716
High & Medium	1,430	686,624
Low Grown - Leafy	1,963	828,986
Low Grown - Semi Leafy	1,727	836,701
Low Grown Tippy	1,985	1,034,261
Premium / Flowery	344	57,029
Off Grades	2,177	1,193,649
Dust	547	545,466
Grand Total	11,051	6,177,705
Reprints	463	259,264
<b>Total No. of Lots Offered</b>	<b>11,051</b>	
<b>Total Quantity Offered (kg)</b>	<b>6,177,705</b>	

## PROMPT DATES

Auction No.	Buyers	Sellers
11	23/03/2021	24/03/2021

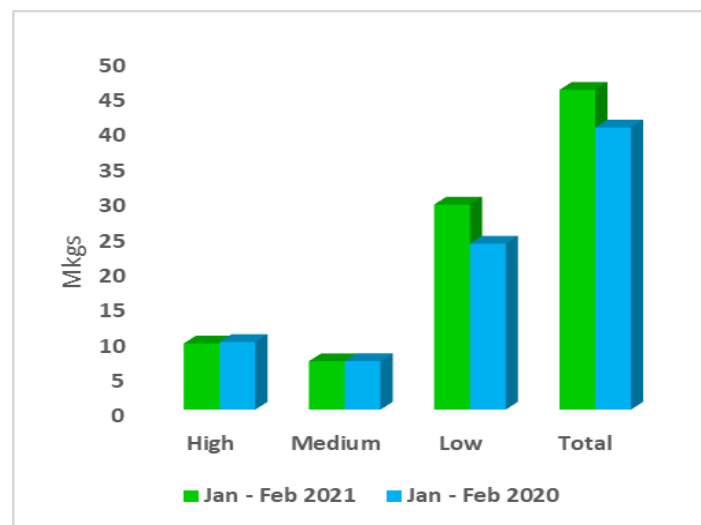
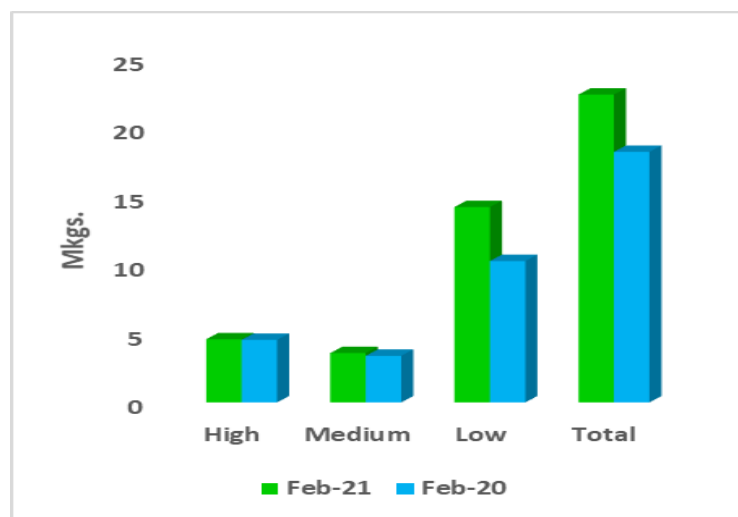


# COMMENTS

The Sri Lanka Tea Exports for the Month of February 2021 was recorded at 23.2Mkg which is a decline of 2.1% when compared with the same period of the previous year. The average unit FOB value per kg. was Rs.112.71 above the average unit value per kg of 2020. The cumulative Export quantity for the year recorded a negative variance of 1.8Mkg against the corresponding period. The average FOB value however, recorded an increase of Rs.109.21 against last year's average FOB price. As a result, the value of Tea Exports for the two months in 2021 recorded a positive variance of Rs.3.35billion over the previous year. Turkey has emerged as the leading importer of Sri Lanka Tea. The other Major importers were Russia, Iraq , China and U.A.E.

Sri Lanka harvested a crop of 22.3Mkg during the Month of February 2021 which is a positive variance of 23% when compared to the crop harvested in February 2020. The main contributor for the 22.3Mkg was from the Low Grown planting district with 63.5%, followed by the High Grown at 20.5% and the Medium Grown at 16%. When compared with the 2020 harvest, positive variances have been recorded in the Low Grown at 38%, High Grown at 1% and the Medium Grown at 6%.

Elevation	February (Kg)				January to Date (Kg)			
	2021	2020	Change	% Change	2021	2020	Change	% Change
High	4,590,738	4,548,531	42,207	1%	9,417,222	9,633,702	-216,480	-2.25%
Medium	3,588,384	3,388,080	200,304	6%	6,898,862	6,907,769	-8,907	-0.13%
Low	14,200,275	10,276,682	3,923,593	38%	29,190,197	23,614,734	5,575,463	23.61%
Total	22,379,398	18,213,293	4,166,105	23%	45,506,282	40,156,205	5,350,077	13.32%





## COMMENTS – Continued

The 1.0Mkg of Ex Estate teas on offer met with lower demand. Select best Western High Grown BOPs declined, the below best and plainer varieties too followed a similar trend. Select best Western High Grown BOPFs were easier following quality, the below best sorts too declined, plainer types were firm. Nuwara Eliya BOP / BOPFs sold well following quality. Udupussellawa BOPs were easier, the BOPFs were firm. Uva BOPs were barely steady, the BOPFs were irregular following quality. Low Grown CTC BP1s were irregular, the High and Medium sorts were easier. Low Grown PF1s were firm on last levels, however the High and Medium sorts declined.

The 2.7Mkg of Low Grown teas which were on offer met with fair demand. Select best OP1s were dearer, others were firm on last. Select best BOP1s were firm, others declined following quality. Select best OP / OPAs were firm, others were irregularly lower. Well-made bold Pekoes were firm to dearer. Well-made Pekoe1s attracted improved demand. In the Small Leaf segment, select best BOP.SP / BOPF.SP and BOPFs were firm on last. Select best BOPs met with improved demand. Select best FBOPs were dearer, bolder varieties appreciated following quality. Well-made FBOPF1s gained following quality, others followed a similar trend. FBOPF varieties met with improved demand. Well-made Premium Flowery teas attracted fair demand, others were irregularly lower.

Turkey, Iran, Russia and the C.I.S. countries lent fair support. Libya and Iraq were selective.



## MARKET DESCRIPTION

### Western Teas

Better BOPs shed Rs.20/- to Rs.30/- and at times more , below best and plainer varieties also declined by Rs.20/- to Rs.30/-. Best BOPFs shed Rs.20/- to Rs.30/- and at times more, below best types were lower by Rs.30/-, plainer sorts were firm. Medium BOPs were lower by Rs.20/- to Rs.40/-, whilst BOPFs declined by Rs.20/- to Rs.30/-.

### Nuwara Eliya Teas

BOP / BOPFs continued to sell at attractive levels, however prices fluctuated on account of quality.

### Uva Teas

Uva BOPs barely maintained, BOPFs met with irregular demand following quality. Udapussellawa BOPs shed Rs.20/- to Rs.30/-, whilst BOPFs were lower by Rs.10/- to Rs.20/-.

### CTC Teas

Low Grown BP1s barely maintained, PF1s declined by Rs.10/- to Rs.20/-. Medium Grown BP1s were lower by Rs.10/- to Rs.20/-. Better PF1s were lower by Rs.20/- and at times more, poorer sorts were neglected. High Grown BP1s shed Rs.20/- to Rs.30/-, PF1s were lower by Rs.20/- to Rs.30/-.

## QUOTATIONS

	BOP – RS.	BOPF – RS.
Good Westerns	680 – 1250	680 – 860
Average Westerns	620 – 670	640 – 670
Plainer Westerns	580 – 610	600 – 630
Western Mediums	600 – 800	570 – 650
Uva Teas	590 – 700	540 – 690
Nuwara Eliya Teas	940 – 1000	630 – 850
Uda Pussellawa Teas	560 – 680	550 – 640
CTC (BP1 and PF1)	370 – 660	420 – 740





# MARKET DESCRIPTION

## Low Grown

Select best OP1s gained by Rs.20/- to Rs.40/-, best types with the exception of few less clean invoices met with similar levels as last week, below best and secondary sorts were mainly firm. Select best BOP1s were firm to dealer by Rs.20/-, bolder types declined by Rs.20/- to Rs.30/- with lower demand. Well-made OPs met with fair demand, secondaries commenced irregular, however gained by Rs.30/- to Rs.40/- towards the completion of the sale. Well-made OPAs were firm on last, secondaries gained by Rs.20/- to Rs.30/-. Shotty Pekoes were firm, bold Pekoes gained selectively, reducers along with the secondary types declined by Rs.10/- to Rs.20/-. Select best shotty Pekoe1s were firm, best and below best types were irregular, secondaries were marginally lower.

Select best BOPs met with improved demand, best and below best types were firm to dealer by Rs.5/- to Rs.10/-, secondary types gained by a similar margin. Select best BOP.SP.s were dearer, BOPF.SP.s maintained last levels, best and below best types maintained last levels, poorer sorts were firm. BOPFs followed a similar trend. Select best FBOPF1s gained Rs.10/- to Rs.15/-, best and below best types were firm to dealer by Rs.5/- to Rs.10/-, secondaries appreciated Rs.10/- to Rs.15/-. Well-made FBOPs in the select best category were firm, best and below best types gained Rs.10/- to Rs.15/- and more at times, secondary types were firm. FBOPF varieties met with improved demand. Select best Premium Flowery teas were firm, best and below best types were irregularly lower following quality.

## Off Grades

Select best and best Fgs1s were firm, below best and poorer types showed a similar trend. Select best BMs were firm, rest showed a similar trend. All BPs were lower by Rs.30/- to Rs.40/-. Select best BOP1As were lower to last by Rs.20/- to Rs.30/-, rest too declined by Rs.10/- and more at times.

## Dust

Select best Dust1s were firm to lower, best and below best types were lower by Rs.10/- to 20/-, clean secondaries were firm to lower, others were irregular. Best High & Medium CTCs were lower by Rs.10/- to Rs.20/-, others were irregular. Best Low Grown CTCs were dearer by Rs.10/- to Rs.20/-, others were irregular. Best Low Grown Dust / Dust1s were lower by Rs.20/-, others followed a similar trend.



# QUOTATIONS

	Select Best	Best	Below Best	Others
<b>LIQUORING</b>				
DUST-1	680.00 - 760.00	610.00 - 670.00	560.00 - 600.00	440.00 - 540.00
<b>OFF GRADES</b>				
FGS1	590.00 - 640.00	560.00 - 580.00	450.00 - 500.00	350.00 - 430.00
FGS	490.00 - 510.00	440.00 - 470.00	380.00 - 410.00	320.00 - 370.00
<b>LOW GROWNS</b>				
FBOPF / FFSP / FFEXSP	1900.00 - 3250.00	1200.00 - 1650.00	780.00 - 1000.00	600.00 - 710.00
BOP	920.00 - 1180.00	710.00 - 850.00	600.00 - 700.00	480.00 - 580.00
BOPSP	770.00 - 1350.00	630.00 - 740.00	550.00 - 590.00	420.00 - 510.00
BOPF	650.00 - 850.00	530.00 - 620.00	420.00 - 500.00	320.00 - 380.00
FBOPF1	780.00 - 920.00	680.00 - 740.00	620.00 - 660.00	470.00 - 600.00
FBOP	860.00 - 1250.00	700.00 - 770.00	620.00 - 690.00	480.00 - 590.00
BOP1	920.00 - 1900.00	890.00 - 910.00	770.00 - 880.00	620.00 - 670.00
OP1	1480.00 - 2400.00	1440.00 - 1470.00	1090.00 - 1430.00	500.00 - 700.00
OP	790.00 - 870.00	760.00 - 770.00	680.00 - 760.00	550.00 - 570.00
OPA	700.00 - 1180.00	660.00 - 690.00	560.00 - 630.00	500.00 - 540.00
PEKOE	850.00 - 1140.00	640.00 - 750.00	540.00 - 600.00	470.00 - 500.00
PEKOE1	900.00 - 1300.00	720.00 - 760.00	580.00 - 630.00	450.00 - 510.00
DUST / DUST1	480.00 - 580.00	420.00 - 470.00	380.00 - 410.00	330.00 - 360.00





- **Top Prices**
- **Colombo Auction Averages**
- **All Brokers Private Sale Figures**



# TOP PRICES (SALE NO. 11 – 16<sup>TH</sup> / 17<sup>TH</sup> MARCH 2021)

WESTERN HIGH			
BOP		Somerset	1250.00
BOPSP		Somerset	810.00
BOPF/BOPFSP		Great Western	860.00
FBOP/FBOP1		Torrington	900.00
FBOPF/FBOPF1		Inverness	830.00
BOP1		Weddemulla	810.00
OP/OPA	**	<b>Venture</b>	<b>650.00</b>
		Torrington	650.00
OP1	*	<b>Venture</b>	<b>800.00</b>
PEKOE/PEKOE1		Somerset	1040.00

UVA HIGH			
BOP	*	<b>Aislaby</b>	<b>750.00</b>
BOPSP		Spring Valley	690.00
BOPF/BOPFSP		Bandaraeliya	690.00
FBOP/FBOP1	*	<b>Aislaby</b>	<b>900.00</b>
FBOPF/FBOPF1		Oodoowerre	790.00
BOP1		Oodoowerre	820.00
OP/OPA		Mount Uva	660.00
OP1		Oodoowerre	750.00
PEKOE/PEKOE1		Glenanore	890.00
		Uva Highlands	890.00

NUWARA ELIYA			
BOP	*	<b>Lovers Leap</b>	<b>1000.00</b>
BOPF/BOPFSP	*	<b>Lovers Leap</b>	<b>850.00</b>
		Mahagastotte	850.00
FBOP/FBOP1		Court Lodge	890.00
OP/OPA		Kenmare	610.00
PEKOE/PEKOE1		Mahagastotte	850.00

WESTERN MEDIUM			
BOP		Dartry Valley	830.00
BOPSP		Doombagastalawa	830.00
BOPF/BOPFSP		Vellai Oya	650.00
FBOP/FBOP1		Craighead	1020.00
FBOPF/FBOPF1		Dartry Valley	870.00
BOP1		Uplands	890.00
OP/OPA		Uplands	850.00
OP1		New Rothschild	810.00
		Orange Field	810.00
PEKOE/PEKOE1	*	<b>Nayapane</b>	<b>1000.00</b>
		Craighead	1000.00

UVA MEDIUM			
BOP	*	<b>Halpewatte Uva</b>	<b>760.00</b>
BOPSP		Halpewatte Uva	730.00
BOPF/BOPFSP		Dickwella	740.00
FBOP/FBOP1		Dickwella	940.00
		Sarnia Plaiderie	940.00
FBOPF/FBOPF1		Tiniya	790.00
BOP1	*	<b>Demodera "S"</b>	<b>880.00</b>
OP/OPA		Halpewatte Uva	700.00
OP1	*	<b>Halpewatte Uva</b>	<b>860.00</b>
PEKOE/PEKOE1		Aruna Passara	1020.00

CTC LOW			
PF1	*	<b>Hingalgoda CTC</b>	<b>740.00</b>
BP1	*	<b>Ceciliyan CTC</b>	<b>660.00</b>
BPS	*	<b>Ceciliyan CTC</b>	<b>640.00</b>
OF		Peakwatta CTC	410.00

UDA PUSSELLAWA			
BOP	*	<b>Mooloya</b>	<b>680.00</b>
BOPSP		Kirklees	590.00
		Luckyland	590.00
BOPF/BOPFSP		Mooloya	640.00
FBOP/FBOP1		Gordon	800.00
FBOPF/FBOPF1		Gampaha	730.00
BOP1		-	
OP/OPA		Gordon	620.00
OP1		Gordon	730.00
PEKOE/PEKOE1		Gordon	760.00

CTC HIGH			
PF1	*	<b>Dunsinane CTC</b>	<b>580.00</b>
BP1	*	<b>Dunsinane CTC</b>	<b>570.00</b>
BPS		Ulugedara CTC	540.00
OF		Mount Vernon CTC	500.00

CTC MEDIUM			
PF1	*	<b>Delta CTC</b>	<b>590.00</b>
	*	<b>Rothschild CTC</b>	<b>590.00</b>
		Donside CTC	590.00
BP1	*	<b>Delta CTC</b>	<b>570.00</b>
BPS		-	
OF		-	



# TOP PRICES (SALE NO. 11 – 16<sup>TH</sup> / 17<sup>TH</sup> MARCH 2021)

LOW			
BOP		Brombil	1180.00
BOPSP		Peak Paradise	1350.00
BOPF		Hidellana	850.00
BOPFSP		Ihalapanapitiya	860.00
FBOP		Pothotuwa	1250.00
	*	<b>Kiruwana</b>	<b>1200.00</b>
FBOP1		Nilkandura	1120.00
FBOPF		Co-op Cola	1000.00
		Nilkandura	1000.00
FBOPF1		Sihara	920.00
BOP1		Pothotuwa	1900.00
OP1	*	<b>Ceciliyan</b>	<b>2400.00</b>
OP		Sunrise	870.00
OPA		Liyonta	1180.00
		Sunrise	1180.00
PEKOE		Pambegama	1140.00
PEKOE1		Pothotuwa	1300.00

PREMIUM			
FBOPFSP		Green House	2350.00
FBOPFEXSP		Yalta	3250.00
FBOPFEXSP1		Yalta	2400.00

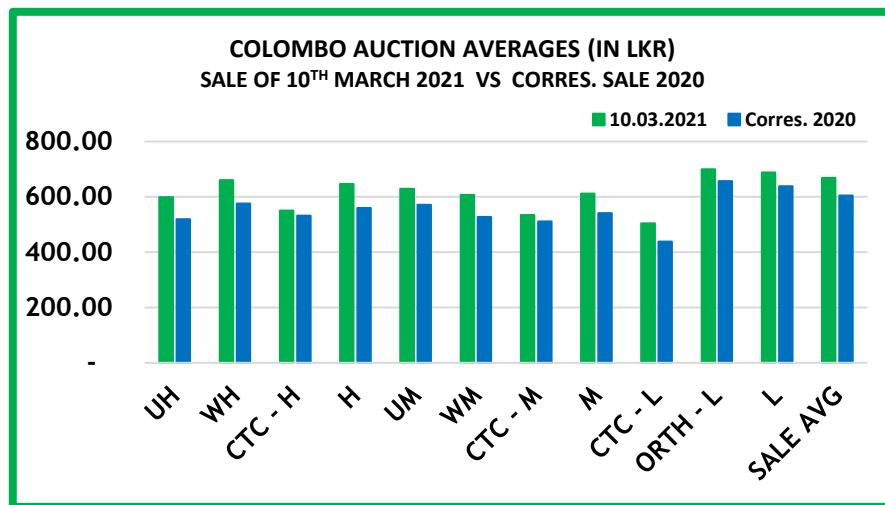
DUST			
DUST1	*	<b>Mattakelle</b>	<b>760.00</b>
P.DUST	*	<b>Ceciliyan CTC</b>	<b>820.00</b>

OFF GRADES			
FNGS/FNGS1	*	<b>Bridwell</b>	<b>640.00</b>
	*	<b>Stockholm</b>	<b>630.00</b>
PFNGS	**	<b>Hingalgoda CTC</b>	<b>650.00</b>
BM		Ihalapanapitiya	700.00
BP		Nilgiri	670.00
BOP1A		Galaxy	720.00
		Goorookoya Super	720.00

**\*\* MORE THAN ONE TOP PRICE OBTAINED**  
**\* TEAS SOLD BY JOHN KEELLS PLC**  
**+ ALL TIME RECORD PRICE**  
**++ ALL TIME RECORD PRICE EQUALED**



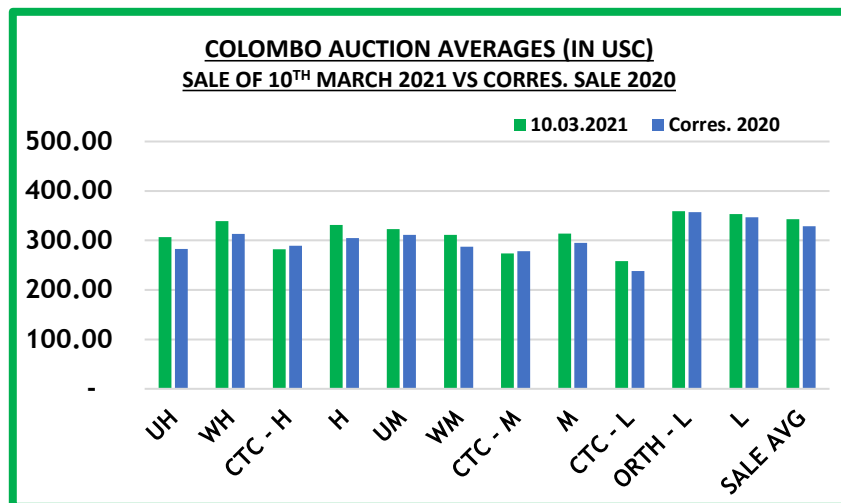
# COLOMBO AUCTION AVERAGES



	Sale of 03/03/2021In LKR	Sale of 10/03/2021 In LKR	Corres. 2020 In LKR
Uva High Grown	580.04	598.92	519.33
Western High Grown	657.56	660.27	575.47
CTC High Grown	580.74	550.84	531.39
<b>Summary of High Grown</b>	<b>641.37</b>	<b>646.58</b>	<b>559.72</b>
Uva Medium Grown	609.79	629.64	571.18
Western Medium Grown	594.09	607.39	527.78
CTC Medium Grown	543.03	533.76	511.48
<b>Summary of Medium Grown</b>	<b>597.10</b>	<b>612.23</b>	<b>541.31</b>
CTC Low Grown	522.72	503.94	438.24
Orthodox Low Grown	686.05	699.40	656.48
<b>Summary of Low Grown</b>	<b>676.28</b>	<b>687.63</b>	<b>638.00</b>
<b>TOTAL SALE AVERAGE</b>	<b>657.88</b>	<b>668.11</b>	<b>605.00</b>



# COLOMBO AUCTION AVERAGES



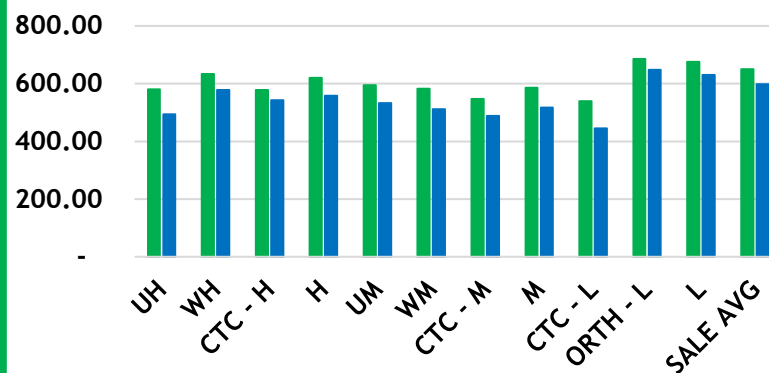
	Sale of 03/03/2021 In USC	Sale of 10/03/2021 In USC	Corres. 2020 In USC
Uva High Grown	300	307	283
Western High Grown	340	339	313
CTC High Grown	300	282	289
<b>Summary of High Grown</b>	<b>331</b>	<b>331</b>	<b>305</b>
Uva Medium Grown	315	323	311
Western Medium Grown	307	311	287
CTC Medium Grown	280	274	278
<b>Summary of Medium Grown</b>	<b>308</b>	<b>314</b>	<b>295</b>
CTC Low Grown	270	258	238
Orthodox Low Grown	354	359	357
<b>Summary of Low Grown</b>	<b>349</b>	<b>353</b>	<b>347</b>
<b>TOTAL SALE AVERAGE</b>	<b>340</b>	<b>343</b>	<b>329</b>

# COLOMBO AUCTION AVERAGES

**COLOMBO AUCTION AVERAGES – TODATE**

**(IN LKR)**

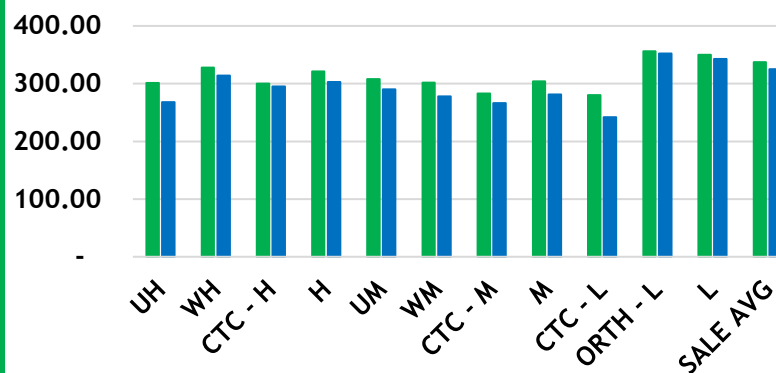
■ 2021 ■ 2020



**COLOMBO AUCTION AVERAGES – TODATE**

**(IN USC)**

■ 2021 ■ 2020



January to Date (Sale No.10)	2021 LKR	2020 LKR	2021 USC	2020 USC
Uva High Grown	580.11	493.28	301	268
Western High Grown	633.20	577.56	328	314
CTC High Grown	578.23	542.08	300	295
<b>Summary of High Grown</b>	<b>619.69</b>	<b>557.52</b>	<b>321</b>	<b>303</b>
Uva Medium Grown	594.72	532.50	308	290
Western Medium Grown	582.85	511.75	302	278
CTC Medium Grown	546.59	488.36	283	266
<b>Summary of Medium Grown</b>	<b>586.11</b>	<b>516.97</b>	<b>304</b>	<b>281</b>
CTC Low Grown	539.35	444.61	280	242
Orthodox Low Grown	685.59	647.49	356	352
<b>Summary of Low Grown</b>	<b>675.74</b>	<b>629.75</b>	<b>350</b>	<b>343</b>
<b>TOTAL SALE AVERAGE</b>	<b>650.18</b>	<b>597.49</b>	<b>337</b>	<b>325</b>





# COLOMBO AUCTION AVERAGES

FROM 01 <sup>ST</sup> TO 10 <sup>TH</sup> MARCH 2021	LKR
Uva High Grown	593.71
Western High Grown	666.28
<b>Summary of High Grown</b>	<b>650.22</b>
Uva Medium Grown	613.27
Western Medium Grown	600.78
<b>Summary of Medium Grown</b>	<b>603.51</b>
<b>Summary of Low Grown</b>	<b>681.03</b>
<b>TOTAL SALE AVERAGE</b>	<b>662.97</b>



# ALL BROKERS PRIVATE SALE FIGURES (FOR THE PERIOD – 08<sup>TH</sup> TO 13<sup>TH</sup> MARCH 2021)

	WEEKLY	TODATE
High, Medium & Low	71,957.50	606,552.00
Green Tea	40,062.00	327,242.00
Organic Tea	8,425.00	102,867.00
BMF	41,364.00	1,743,097.00
Direct Sales	-	-
Forward Contract	-	129,200.00





- **Crop and Weather**
- **Crop Figures**
- **Export Figures**
- **Tea News**
- **Tea Sale Arrangements**

## CROP AND WEATHER - FOR THE PERIOD OF 08<sup>TH</sup> TO 14<sup>TH</sup> MARCH 2021



### **Western**

Bright mornings and occasional heavy evening showers were reported throughout the week.



### **Nuwara Eliya**

Bright mornings and occasional heavy afternoon showers were reported in Nuwaraeliya and Kandapola districts.



### **Uva**

Dull mornings and occasional afternoon showers were experienced throughout the week.



### **Low Grown**

Bright mornings and isolated heavy afternoon showers were recorded throughout Galle, Deniyaya and Ratnapura districts.



### **Crop**

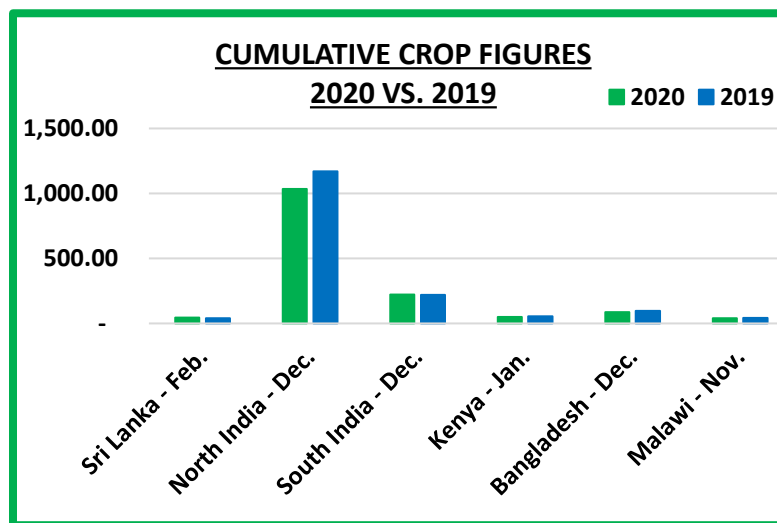
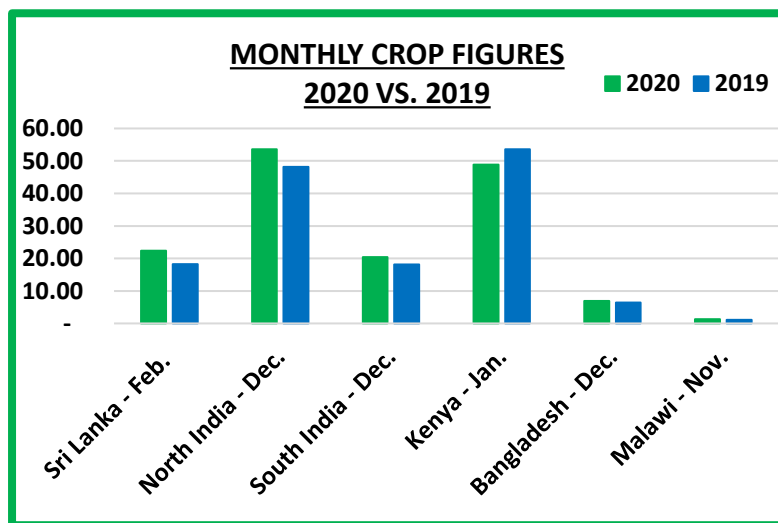
Crop intakes are low.



# CROP FIGURES OF MAJOR PRODUCING & EXPORTING COUNTRIES

Country	Month	2020 * 2021	2019 * 2020	Cumulative	2020 * 2021	2019 * 2020	Cumulative + Inc. / Dec.
Sri Lanka	February	* 22.37	* 18.21	Upto February	* 45.50	* 40.15	5.35
North India	December	53.56 (E)	48.19	Upto December	1034.06 (E)	1171.09	- 137.03
South India	December	20.37 (E)	18.12	Upto December	221.54 (E)	218.99	+ 2.55
Kenya	January	* 48.89	* 53.63	Upto January	* 48.89	* 53.63	- 4.74
Bangladesh	December	6.96	6.42	Upto December	86.39	96.07	- 9.68
Malawi	November	1.3	1.1	Upto November	39.9	43.2	- 3.3

(E) - Estimated



# SRI LANKA TEA CROP

We give below the Sri Lanka Tea Crop for the month of February 2021 together with January / February 2021, and the corresponding figures for 2020.



	FEBRUARY		JANUARY – FEBRUARY	
ORTHODOX	2021	2020	2021	2020
High Grown	4,028,413	4,053,334	8,313,901	8,641,725
Medium Grown	2,848,369	2,704,905	5,467,289	5,480,440
Low Grown	13,265,226	9,501,521	27,263,766	21,831,799
TOTAL	20,142,009	16,259,760	41,044,956	35,953,963
CTC	2021	2020	2021	2020
High Grown	455,736	409,663	887,004	822,305
Medium Grown	681,477	612,613	1,318,035	1,284,676
Low Grown	935,049	764,550	1,924,342	1,763,920
TOTAL	2,072,262	1,786,826	4,129,380	3,870,901
TOTAL BLACK PRODUCTION	2021	2020	2021	2020
High Grown	4,484,149	4,462,997	9,200,905	9,464,030
Medium Grown	3,529,846	3,317,518	6,785,323	6,765,115
Low Grown	14,200,275	10,266,071	29,188,107	23,595,719
TOTAL	22,214,271	18,046,585	45,174,336	39,824,864
GREEN TEA	2021	2020	2021	2020
High Grown	106,589	85,535	216,317	169,672
Medium Grown	58,538	70,562	113,539	142,654
Low Grown	-	10,611	2,090	19,016
TOTAL	165,127	166,708	331,946	331,341
TOTAL PRODUCTION	2021	2020	2021	2020
High Grown	4,590,738	4,548,531	9,417,222	9,633,702
Medium Grown	3,588,384	3,388,080	6,898,862	6,907,769
Low Grown	14,200,275	10,276,682	29,190,197	23,614,734
TOTAL	22,379,398	18,213,293	45,506,282	40,156,205

SOURCE : SRI LANKA TEA BOARD





# SRI LANKA TEA CROP - Continued;



Tea Production February 2021								
Black Tea Production According To Elevations								
Elevation	February (Kg)				January to Date (Kg)			
	2021	2020	Change	% Change	2021	2020	Change	% Change
High	4,590,738	4,548,531	42,207	1%	9,417,222	9,633,702	-216,480	-2.25%
Medium	3,588,384	3,388,080	200,304	6%	6,898,862	6,907,769	-8,907	-0.13%
Low	14,200,275	10,276,682	3,923,593	38%	29,190,197	23,614,734	5,575,463	23.61%
Total	22,379,398	18,213,293	4,166,105	23%	45,506,282	40,156,205	5,350,077	13.32%
Tea Production According To Categories								
Production	February (Kg)				January to Date (Kg)			
	2021	2020	Change	% Change	2021	2020	Change	% Change
Orthodox	20,142,009	16,259,760	3,882,249	24%	41,044,956	35,953,963	5,090,993	14.16%
CTC	2,072,262	1,786,826	285,436	16%	4,129,380	3,870,901	258,479	6.68%
Green Tea	165,127	166,708	-1,581	-1%	331,946	331,341	605	0.18%
Total	22,379,398	18,213,293	4,166,105	23%	45,506,282	40,156,205	5,350,077	13.32%

SOURCE : SRI LANKA TEA BOARD



# SRI LANKA TEA EXPORTS



DESCRIPTION	QTY (KG)	VALUE (RS)	APPROX.AV.UNIT FOB VALUE PER KG.RS/CTS
<b>FEBRUARY 2021</b>			
Instant Tea	324,381.75	534,986,555.00	1,649.25
Tea in Packets	10,577,049.94	9,500,594,102.00	898.23
Green Tea	360,125.79	768,391,892.00	2,133.68
Tea in Bags	2,051,187.18	3,149,940,025.00	1,535.67
Tea in Bulk	9,855,178.72	7,825,928,811.00	794.09
<b>Total</b>	<b>23,167,923.38</b>	<b>21,779,841,385.00</b>	<b>940.09</b>
<b>FEBRUARY 2020</b>			
Instant Tea	228,050.98	329,681,312.00	1,445.65
Tea in Packets	11,456,738.25	8,783,747,493.00	766.69
Green Tea	314,381.21	732,805,419.00	2,330.95
Tea in Bags	1,947,572.16	2,838,747,473.00	1,457.58
Tea in Bulk	9,710,252.11	6,888,258,284.00	709.38
<b>Total</b>	<b>23,656,994.71</b>	<b>19,573,239,981.00</b>	<b>827.38</b>
<b>JANUARY / FEBRUARY 2021</b>			
Instant Tea	501,628.33	874,893,383.00	1,744.11
Tea in Packets	18,891,881.76	16,928,249,821.00	896.06
Green Tea	722,040.90	1,503,685,847.00	2,082.55
Tea in Bags	3,951,753.83	5,901,218,560.00	1,493.32
Tea in Bulk	19,920,655.33	15,809,277,521.00	793.61
<b>Total</b>	<b>43,987,960.14</b>	<b>41,017,325,132.00</b>	<b>932.47</b>
<b>JANUARY / FEBRUARY 2020</b>			
Instant Tea	425,497.24	623,138,101.00	1,464.49
Tea in Packets	21,710,380.16	16,600,849,777.00	764.65
Green Tea	658,708.18	1,495,533,369.00	2,270.40
Tea in Bags	3,723,692.84	5,418,788,747.00	1,455.22
Tea in Bulk	19,233,139.95	13,527,197,793.00	703.33
<b>Total</b>	<b>45,751,418.37</b>	<b>37,665,507,787.00</b>	<b>823.26</b>





# MAJOR IMPORTERS OF SRI LANKA TEA

## JANUARY / FEBRUARY 2021

COUNTRY	BULK TEA	PACKETED TEA	TEA BAG	INSTANT TEA	GREEN TEA	TOTAL 2021	TOTAL 2020
TURKEY	1,975,203.00	4,513,717.60	38,101.30	-	20,835.00	6,547,856.90	6,213,000.72
RUSSIA	4,232,162.85	651,649.88	101,851.61	-	69,644.02	5,055,308.36	5,548,725.31
IRAQ	519,160.00	3,635,783.10	31,362.80	-	3,256.00	4,189,561.90	6,932,956.30
CHINA	2,537,660.20	447,756.35	63,655.03	28,800.00	9,771.42	3,087,643.00	1,310,694.68
U.A.E.	1,549,148.58	826,836.94	72,382.59	-	38,682.63	2,487,050.74	1,101,905.45
AZERBAIJAIN	1,896,884.00	90,654.90	333.72	-	1,883.00	1,989,755.62	1,667,088.10
SYRIA	87,160.00	1,602,662.00	162,361.72	-	-	1,852,183.72	1,059,300.80
LIBYA	-	1,661,200.00	17,928.00	-	60,264.00	1,739,392.00	1,060,124.00
IRAN	900,710.50	496,535.70	3,874.80	-	639.15	1,401,760.15	3,389,893.58
SAUDI ARABIA	73,227.00	661,620.50	320,924.11	-	29,036.01	1,084,807.62	1,520,255.65



# TEA NEWS AROUND THE GLOBE



## MOMBASA MARKET

SALE NO. 10 – SALE OF 08<sup>TH</sup> / 09<sup>TH</sup> & 10<sup>TH</sup> MARCH 2021

There was good demand for the 183,180 packages on offer at generally easier rates and 9.92% remained unsold

### LEAF GRADES

*Offerings 95,820 packages (6,258,948.00 kilos). 7.08% remained unsold.* Best BP1s on offer held steady to USC8 dearer closely following quality with brighter types irregular varying between firm to USC22 above last prices to easier by up to USC10 while medium categories varied between USC2 to USC4 dearer to easier by USC2 to USC15. Lower medium sorts saw less interest and shed USC4 to USC29 with some lines unsold but a few improved invoices gained up to USC2 while plainer descriptions ranged between USC2 to USC8 dearer to easier by USC6 to USC14 and a few teas remained without bids.

Best PF1s on offer held firm to USC3 easier while brighter varieties were steady to USC5 below previous week's rates. Medium categories eased by USC2 to USC8 while lower medium types were about firm to USC22 easier with some lines remaining unsold. Plainer sorts held steady to USC5 below last prices and some teas were neglected.

### DUST GRADES

*Offerings: 59,700 packages (4,414,098.00 kilos) with 12.26% remaining without bids.* The few best PDUSTs available were irregular varying between steady to USC2 dearer to easier by up to USC16 with brighter types firm to USC6 below last week's levels while mediums met an irregular support ranging between firm to USC4 dearer to easier by a similar rate; lower medium categories varied between firm to USC6 above last prices to easier by USC10 to USC13 and some invoices were unsold. Plainer varieties were about steady to USC6 below previous rates and some lines remained without bids.

Best DUST1s in the market held firm to USC7 easier while brighter sorts shed by USC3 to USC7 with medium varieties irregular ranging between firm to USC3 dearer to easier by USC4 to USC7; lower mediums eased by USC2 to USC8 where sold. Plainer categories saw an irregular enquiry and ranged between USC4 to USC10 above last prices to easier by a similar level and many teas especially poorer sorts were neglected.

### SECONDARY GRADES

Offerings 27,660 packages (1,399,674.00 kilos) and 14.46% were unsold. In the Secondary Catalogues, BPs were steady while PFs were easier. Clean well sorted coloury Fannings eased with similar DUSTs dearer. Other Fannings were firm while DUSTs held value. BMFs were well absorbed.

### MARKETS

There was improved and strong enquiry from Egyptian Packers with good support from Sudan while Pakistan Packers, Kazakhstan and other CIS states were active but at lower levels. Yemen, other Middle Eastern countries and Russia reduced activity with UK and Bazaar selective. Afghanistan and Iran were quieter with Local Packers more active in line with price. Somalia were active at the lower end of the market.





# TEA NEWS AROUND THE GLOBE

## MOMBASA MARKET – Continued

QUOTATIONS	BROKENS	FANNINGS
Best	468 – 1256	446 – 651
Good	423 – 760	436 – 518
Good Medium	429 – 526	409 – 462
Medium	368 – 479	390 – 433
Lower Medium	241 – 401	234 – 378
Plain	226 – 323	204 – 351

### AUCTION AVERAGE PRICE

AUCTION	KENYA 2020 \$	KENYA 2021 \$	TOTAL 2020 \$	TOTAL 2021 \$
08	2.11	2.05	2.01	1.98
09	2.06	2.06	1.97	1.99
10	2.02	2.02	1.93	1.96

SOURCE : AFRICA TEA BROKERS LTD.



# TEA NEWS AROUND THE GLOBE



## CHITTAGONG MARKET

SALE NO. 42 – 15<sup>TH</sup> MARCH 2021

**CTC LEAF:** 5,395 packages of Current Season and 3,172 packages of New Season Teas on offer met with a fairly strong demand at mostly firm rates.

**BROKENS:** A small weight of clean Brokens met with quite a strong demand and were mostly firm. All others sold well in line with quality.

**FANNINGS:** Likewise, a nominal weight of clean Fannings met with quite a strong demand and were mostly firm. The remainder sold at firm rates following quality.

**CTC DUST:** 1,906 packages of Current Season, 99 packages of New Season and 5 packages of Old Season Teas on offer on offer met with quite a good demand at slightly easier rates. However, dull and plain CDs were withdrawn without bids. New Season Dusts met with good competition and sold in range between Tk.239/- and Tk.316/-.

**COMMENTS:** This was the last sale of the season where a small weight of tea was offered. The sale attracted strong interest from all sections of the market. Dusts sold well.

### NEW SEASON 2021/2022

A small weight of New Season teas on offer met with a fairly strong demand but prices followed quality and these could be quoted between Tk. 220/- and Tk. 310/-.

**E-AUCTION:** The Inaugural sale of the Digital Auction comprising of a nominal quantity of tea took place today with all sections of the trade participating. The Government was represented by a Senior officer of Bangladesh Tea Board.

**Our catalogue ( Sale 42 ):** Avg: Tk 204.06, Sold 75.6% & ( Sale 41 ) Avg: Tk 196.03, sold 95.9%.

### Quotations – This Week – (In Taka)

Brokens	This Week	Last Week	Fannings	This week	Last Week	Dust	This week	Last Week
Large	NQTA	180-185 nom	Best	205-215	205-220 nom	PD	184-220	188-219
Medium	185-195	180-190	Good	190-200	195-200	RD	188-226	185-279
Small	190-200	188-195	Medium	185-190	185-193	D	180-207	197-250
Plain	175-180	175-180	Plain	175-180	175-180	CD	177-228	150-250
BLF	170-177	170-177	BLF	170-177	170-177	BLF	195	154-200

Exchange Rates 15<sup>th</sup> March, 2021 Sterling Pound: Tk. 115.6547 dollar: Tk. 83.6702

SOURCE : NATIONAL BROKERS LTD





# TEA NEWS AROUND THE GLOBE



## GUWAHATI MARKET

SALE NO. 10 – SALE OF 10<sup>TH</sup> MARCH 2021

### 1. Market Description :

- Good Demand.
- All Sorts Irregularly Easier Following Quality.
- Dust Showed A Further Decline.

### 2. TOTAL AUCTION WEIGHTED AVERAGE ( ₹ )

	2020-21			2019-20			Upto Sale - 10		
	Sale - 10	Sale - 8	+/-	Sale - 10	Sale - 9	+/-	2020-21	2019-20	2018-19
<b>CTC</b>	154.79	162.38	-7.59	84.47	87.29	-2.81	215.42	136.52	144.85
<b>Dust</b>	140.18	150.14	-9.96	90.24	93.43	-3.19	224.51	146.54	157.17
<b>Total</b>	<b>149.60</b>	<b>158.10</b>	<b>-8.51</b>	<b>85.95</b>	<b>88.87</b>	<b>-2.92</b>	<b>218.33</b>	<b>139.59</b>	<b>148.69</b>

SOURCE: PARCON INDIA PVT LTD

## KOLKATA CTC

SALE NO.10 – SALE OF 11<sup>TH</sup> MARCH 2021

### 1. Market Description :

- Demand - Strong For Leaf. Good For Dust.
- Few Earlier Invoices Sold At Attractive Levels.
- Remainder Sold At Irregular And Easier Levels, Following The Decline In Quality.
- The PF Grade Elicited Better Demand.

### 2. TOTAL AUCTION WEIGHTED AVERAGE ( ₹ )

	2020-21			2019-20			UPTO SALE - 10		
	SALE - 10	SALE - 9	+/-	SALE - 10	SALE - 9	+/-	2020-21	2019-20	2018-19
<b>CTC</b>	153.38	150.99	2.39	96.48	93.95	2.53	220.48	151.92	<b>153.10</b>
<b>DUST</b>	131.10	141.29	-10.18	89.66	94.64	-4.98	226.10	162.49	<b>161.92</b>
<b>TOTAL</b>	<b>145.57</b>	<b>147.73</b>	<b>-2.16</b>	<b>94.68</b>	<b>94.14</b>	<b>0.54</b>	<b>222.16</b>	<b>154.83</b>	<b>155.84</b>

SOURCE: PARCON INDIA PVT LTD



# UPCOMING AUCTION DETAILS

Auction No.	13		12	
Dates	30 <sup>th</sup> / 31 <sup>st</sup> March 2021		23 <sup>rd</sup> / 24 <sup>th</sup> March 2021	
	No. of Lots	Qty – kg	No. of Lots	Qty – kg
Ex-Estate	914	1,036,822	882	1,006,766
Main Sale Total	10,692	5,524,589	10,219	5,228,586
High & Medium	1,613	797,738	1,526	722,157
Low Grown – Leafy	2,092	898,182	1,984	844,590
Low Grown – Semi Leafy	1,901	958,185	1,742	874,848
Low Grown Tippy	2,051	1,088,194	1,984	1,051,253
Premium / Flowery	356	56,038	343	55,386
Off Grades	2,152	1,182,478	2,087	1,130,740
Dust	527	543,774	553	549,612
Grand Total	11,606	6,561,411	11,101	6,235,352
Reprints	577	305,400	454	230,759
<b>Total No. of Lots on Offer</b>	<b>11,606</b>		<b>11,101</b>	
<b>Total Quantity on Offer (kg)</b>	<b>6,561,411</b>		<b>6,235,352</b>	



## SCHEDULED CLOSING DATES

Auction No.	Date of Sale	Ex-Estate	Main Sale
14	06 <sup>th</sup> / 07 <sup>th</sup> April 2021	18/03/2021	18/03/2021
15	20 <sup>th</sup> / 21 <sup>st</sup> April 2021	25/03/2021	25/03/2021
16	27 <sup>th</sup> / 28 <sup>th</sup> April 2021	01/04/2021	01/04/2021

## PROMPT DATES

Auction No.	Buyers	Sellers
12	30/03/2021	31/03/2021
13	06/04/2021	07/04/2021
14	15/04/2021	16/04/2021



# ORDER OF SALE (SALE NO. 12 – 23<sup>RD</sup> / 24<sup>TH</sup> MARCH 2021)

Main Sale Order – 1 (Leafy / Semi Leafy / Tippy / Premium / 1A)	Main Sale Order – 2 (H & M / Off Grade / Dust)	Ex-Estate
Bartleet Produce Marketing (Pvt) Ltd	Ceylon Tea Brokers PLC	Lanka Commodity Brokers Ltd
Mercantile Produce Brokers (Pvt) Ltd	Lanka Commodity Brokers Ltd	<b>JOHN KEELLS PLC</b>
F & W Tea Brokers (Pvt) Ltd	Bartleet Produce Marketing (Pvt) Ltd	Mercantile Produce Brokers (Pvt) Ltd
Asia Siyaka Commodities (Pvt) Ltd	F & W Tea Brokers (Pvt) Ltd	Asia Siyaka Commodities (Pvt) Ltd
Eastern Brokers. Ltd	Mercantile Produce Brokers (Pvt) Ltd	Bartleet Produce Marketing (Pvt) Ltd
Ceylon Tea Brokers PLC	Asia Siyaka Commodities (Pvt) Ltd	F & W Tea Brokers (Pvt) Ltd
<b>JOHN KEELLS PLC</b>	<b>JOHN KEELLS PLC</b>	Eastern Brokers. Ltd
Lanka Commodity Brokers Ltd	Eastern Brokers. Ltd	Ceylon Tea Brokers PLC

[ DB : SG ]



# TEA SALE ARRANGEMENTS



## COLOMBO TEA TRADERS' ASSOCIATION

C/o. THE CEYLON CHAMBER OF COMMERCE, P.O.Box 274, No. 50, NAVAM MAWATHA, COLOMBO 02.

Telephone: 5588849; Facsimile: 2449352; E-Mail ; hemaratne@chamber.lk

### TEA SALE ARRANGEMENTS FOR 02<sup>ND</sup> QUARTER 2021 - APRIL / MAY / JUNE

Sale No.	Date of Sale		Catalogue Closing Dates		Prompt Dates		10% Payment	E-Platform Levy Prompt Dates	
			Ex-Estate	Main Sale	Buyers	Sellers		Buyers	Sellers
APRIL									
14	Tue/Wed	06th/07th	18/03/2021 4.30 pm		15/04/2021	16/04/2021	09/04/2021	15/04/2021	19/04/2021
15	Tue/Wed	20th/21st	25/03/2021 4.30 pm		27/04/2021	28/04/2021	23/04/2021	27/04/2021	29/04/2021
16	Tue/Wed	27th/28th	01/04/2021 4.30 pm		04/05/2021	05/05/2021	30/04/2021	04/05/2021	06/05/2021





## TEA SALE ARRANGEMENTS – Continued;

Sale No.	Date of Sale		Catalogue Closing Dates		Prompt Dates		10% Payment	E-Platform Levy Prompt Dates	
			Ex-Estate	Main Sale	Buyers	Sellers		Buyers	Sellers
MAY									
17	Tue/Wed	04th/05th	08/04/2021 4.30 pm		11/05/2021	12/05/2021	07/05/2021	11/05/2021	13/05/2021
18	Tue/Wed	11th/12th	22/04/2021 4.30 pm		18/05/2021	19/05/2021	17/05/2021	18/05/2021	20/05/2021
19	Tue/Wed	18th/19th	29/04/2021 4.30 pm		25/05/2021	28/05/2021	21/05/2021	25/05/2021	31/05/2021
20	Mon/Tue	24th/25th	06/05/2021 4.30 pm		31/05/2021	01/06/2021	28/05/2021	31/05/2021	02/06/2021
JUNE									
21	Tue* (1/2 DAY)/Wed	01st/02nd	13/05/2021 4.30 pm		08/06/2021	09/06/2021	04/06/2021	08/06/2021	10/06/2021
22	Tue/Wed	08th/09th	20/05/2021 4.30 pm		15/06/2021	16/06/2021	11/06/2021	15/06/2021	17/06/2021
23	Tue/Wed	15th/16th	28/05/2021 4.30 pm		22/06/2021	23/06/2021	18/06/2021	22/06/2021	25/06/2021
24	Mon/Tue	21st/22nd	03/06/2021 4.30 pm		28/06/2021	29/06/2021	25/06/2021	28/06/2021	30/06/2021
25	Tue/Wed	29th/30th	10/06/2021 4.30 pm		06/07/2021	07/07/2021	02/07/2021	06/07/2021	08/07/2021

\*N.B.- SALE No 21 Tuesday Sale starting at 1.00p.m. and maximum 9,000 lots offered for sale.







## TEA SALE ARRANGEMENTS – Continued;

HOLIDAYS FOR SECOND QUARTER 2021		
April		
02 <sup>nd</sup>	Friday	Good Friday (P.B.)
13 <sup>th</sup>	Tuesday	Day Prior to Sinhala & Tamil New Year Day (P.B.M.)
14 <sup>th</sup>	Wednesday	Sinhala & Tamil New Year day (P.B.M.)
26 <sup>th</sup>	Monday	Bak Full Moon Poya Day (P.B.M.)
May		
01 <sup>st</sup>	Saturday	May Day (P.B.M)
14 <sup>th</sup>	Friday	Id-UI-Fitr (Ramazan Festival Day ) (P.B.)
26 <sup>th</sup>	Wednesday	Vesak Full Moon Poya Day (P.B.M.)
27 <sup>th</sup>	Thursday	Day following Vesak Full Moon Poya Day (P.B.M.)
June		
24 <sup>th</sup>	Thursday	Poson Full Moon Poya Day (P.B.M.)

The Secretariat  
The Colombo Tea Traders' Association





“

*Your time is limited, So don't waste it living  
someone else's life.*

*– Steve Jobs*

”