



TEA MARKET REPORT

JOHN KEELLS PLC

SALE NO.11 – 18TH / 19TH MARCH 2025

ORDER OF SALE (SALE NO. 11 – 18TH / 19TH MARCH 2025)

Main Sale Order – 1 (Leafy / Semi Leafy / Tippy / Premium / 1A)	Main Sale Order – 2 (H & M / Off Grade / Dust)	Ex-Estate
BARTLEET PRODUCE MARKETING (PVT) LTD	EASTERN BROKERS. LTD.	FORBES & WALKER TEA BROKERS (PVT) LTD
MERCANTILE PRODUCE BROKERS (PVT) LTD	CEYLON TEA BROKERS PLC	EASTERN BROKERS. LTD.
FORBES & WALKER TEA BROKERS (PVT) LTD	LANKA COMMODITY BROKERS LTD	CEYLON TEA BROKERS PLC
ASIA SIYAKA COMMODITIES PLC.	BARTLEET PRODUCE MARKETING (PVT) LTD	LANKA COMMODITY BROKERS LTD
EASTERN BROKERS. LTD.	FORBES & WALKER TEA BROKERS (PVT) LTD	JOHN KEELLS PLC
CEYLON TEA BROKERS PLC	MERCANTILE PRODUCE BROKERS (PVT) LTD	MERCANTILE PRODUCE BROKERS (PVT) LTD
JOHN KEELLS PLC	ASIA SIYAKA COMMODITIES PLC.	BARTLEET PRODUCE MARKETING (PVT) LTD
LANKA COMMODITY BROKERS LTD	JOHN KEELLS PLC	ASIA SIYAKA COMMODITIES PLC.



AUCTION DETAILS

Auction No.	11	
Dates	18 th / 19 th March 2025	
	No. of Lots	Qty – kg
Ex Estate	899	937,045
Main Sale Total	8,832	3,935,896
High & Medium	1,268	532,570
Low Grown - Leafy	1,758	635,170
Low Grown - Semi Leafy	1,390	547,101
Low Grown Tippy	1,634	749,722
Premium / Flowery	285	38,354
Off Grades	1,954	967,918
Dust	543	465,061
Grand Total	9,731	4,872,941
Reprints	755	388,056
Total No. of Lots Offered	9,731	
Total Quantity Offered (kg)	4,872,941	

PROMPT DATES

Auction No.	Buyers	Sellers
11	25/03/2025	26/03/2025

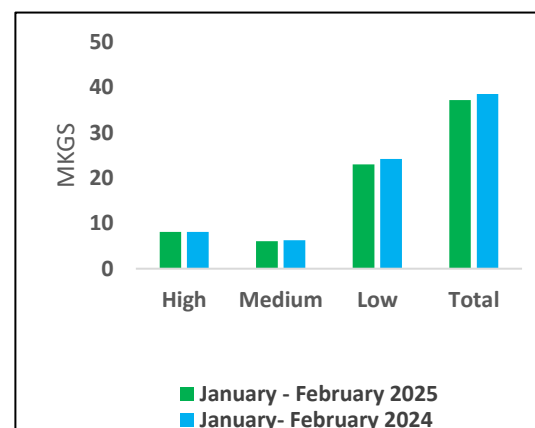
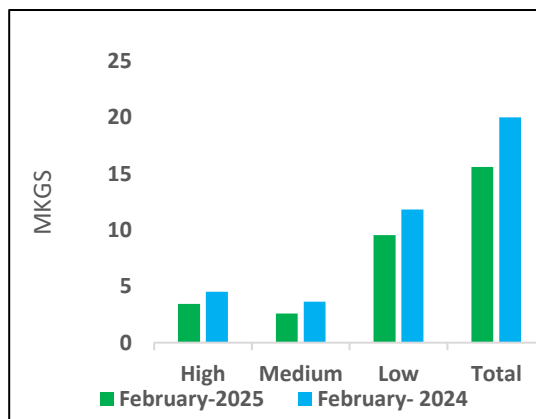
COMMENTS



Sri Lanka harvested a crop of 15.5Mkg during the Month of February 2025, which is a decline of 22% when compared to the crop harvested in February 2024. Incidentally, this is the lowest production recorded for the month of February, since the year 2009 which was at 12.5Mkg.

The main contributor for the 15.5Mkg was from the Low Grown planting districts with 61.3%, followed by High Grown at 22.1% and the Medium Grown at 16.6%. When compared with the crop in February 2024, negative variances were recorded in the Medium Grown at 29 %, High Grown at 24% and the Low Grown at 19%.

Tea Production February 2025								
Black Tea Production According to Elevations								
Elevation	February (Kg)				January to Date (Kg)			
	2025	2024	Change	% Change	2025	2024	Change	% Change
High	3,444,600	4,524,500	-1,079,900	-24%	8,131,099	8,086,286	44,813	0.6%
Medium	2,595,473	3,644,964	-1,049,491	-29%	6,073,877	6,249,047	-175,170	-2.8%
Low	9,556,056	11,826,550	-2,270,494	-19%	22,959,419	24,196,742	-1,237,323	-5.1%
Total	15,596,129	19,996,013	-4,399,884	-22%	37,164,395	38,532,075	-1,367,680	-3.6%



COMMENTS – Cont'd....

Tea Exports for the month of February 2025 was recorded at 20.3Mkg which is a decline of 8.5% when compared with the same period of the previous year. The average unit FOB value per kg. was Rs.51.91 below the average unit value per kg in February 2024. The cumulative Export quantity for the year recorded a negative variance of 1.3Mkg against the corresponding period. The cumulative average FOB value recorded a decline of Rs.40.58 against last year's average FOB price. Therefore, the value of Tea Exports for the period (January- February) in 2025 recorded a negative variance of Rs.3.9 billion in comparison to the previous year. Iraq emerged as the leading importer of Sri Lanka Tea followed by other major importers such as Russia, Libya, U.A.E and Turkey.

0.93Mkg of Ex- Estate teas on offer met with irregularly lower demand. Select Best Western High Grown BOPs appreciated selectively following special inquiry, the others along with the below best and plainer varieties were irregularly lower. Select Best Western High Grown BOPFs barely maintained last week's levels and were tending irregularly lower, the below best and plainer varieties were tending irregular, with only a few invoices appreciating from last levels. Nuwara Eliya BOPs were mostly easier, the BOPFs were irregular following quality. Uda Pussellawa BOPs mostly remained unsold, the BOPFs were barely steady with some invoices remaining unsold due to lack of suitable bids. Uva BOPs/ BOPF were tending easier. Low Grown CTC BP1s mostly remained unsold, whilst the High and Medium sorts were irregular. Low Grown CTC PF1s maintained last levels, the medium sorts were irregular, the High Grown maintained.

The 1.9Mkg of Low Grown teas on offer met with fair demand. In the Leafy segment, Well-made OPs/OPAs were lower to last, others gained irregularly. Select best and best OP1s were lower, others were firm to dearer. BOP1s were firm to easier. PEKOE1s were firm on last. Shotty PEKOE1s were firm, others declined from last levels. In the Small Leaf segment, FBOPs were lower to last. FBOPF1s were firm to easier. The BOPF.SP, BOPF, BOP.SP and BOPs were lower to last. FBOPF varieties were firm on last. Premium Flowery teas met with fair demand.

Turkey, Russia and the C.I.S countries lent fair support. Libya and Iraq were active.



MARKET DESCRIPTION

Western Teas

Select best Western High Grown BOPs were irregularly easier, only a few invoices gained Rs.50/- to Rs.100/- following special inquiry, the below best and plainer varieties were mostly easier. Select best Western High Grown BOPFs declined Rs.100/- and more with only a few invoices maintaining last levels, below best and plainer varieties were firm to a little dearer by Rs.50/- to Rs.80/- at times, however the others declined irregularly. Medium BOPs barely maintained, the BOPFs too were tending easier.

Nuwara Eliya Teas

BOPs were mostly easier, the BOPFs were irregular following quality.

Uva Teas

Uva BOPs were tending easier by Rs.50/- and more, the BOPFs declined Rs.50/- to Rs.80/-. Uda Pussellawa BOPs mostly remained unsold, the BOPFs were barely steady and some invoices remained unsold due to a lack of suitable bids.

CTC Teas

Low Grown CTC BP1s mostly remained unsold, the High and Medium sorts were irregular. Low Grown CTC PF1s maintained last levels, Medium sorts were irregular, High Grown sorts too maintained.

QUOTATIONS

	BOP – RS.	BOPF – RS.
Good Westerns	1440 - 2750	1440 - 1650
Average Westerns	1200 - 1380	1240 - 1420
Plainer Westerns	880 - 1100	880 - 1220
Western Mediums	800 - 1550	790 - 1180
Uva Teas	1220	1140 - 1180
Nuwara Eliya Teas	NQ	1340 - 1500
Uda Pussellawa Teas	1040	1020 - 1140
CTC (BP1 and PF1)	770 - 1140	750 - 1500





MARKET DESCRIPTION

Low Grown

Select best and best OP1s declined sharply from last levels, below best sorts were firm, secondaries were firm to dearer with demand further improving towards the conclusion of the Sale. Well-made OP/ OPAs were easier, below best sorts gained from last levels. Select best BOP1s were firm, best types met with irregular demand, bolder mixed types were lower to last. Well-made Pekoes were firm, best types along with the bolder types were firm to marginally dearer. Shotty Pekoe1s were firm to easier, best types met with good demand, poorer, mixed types were irregular.

Select best and best BOPs were easier and the others were firm. BOP.SP.s and BOPF.SP.s were firm. BOPFs in general were easier. Select best FBOPF1s were firm whilst the best and cleaner below best teas were firm to dearer, the rest were irregular. Select best FBOPs were firm whilst the best and below best together with the bolder types were lower to last. Select best FBOPF varieties were firm whilst the best and below best types were firm to dearer. Premium Flowery teas met with fair demand.

Off Grades

Select best FGS1s were lower by Rs.50/- to Rs.100/-, best types were firm on last levels, below best and poorer sorts maintained on last levels. Select best and best BMs were firm on last levels. below best and poorer sorts appreciated by Rs.20/- to Rs.40/-. Select best and best BPs were dearer by Rs. 20/- to Rs.30/-, below best and poorer varieties were dearer by Rs.10/- to Rs.20/-. Select best BOP1As maintained on last levels, best types were lower by Rs.50/- to Rs.80/-, below best types maintained on last levels, whilst poorer types were higher by Rs.30/- to Rs.40/-.

Dust

Select best and best Dust1s were firm, below best and poorer types were dearer by Rs.20/-. Low Grown CTCs declined by Rs.20/- to Rs.40/-. High and Medium CTCs were firm on last. Select best and best Low Grown Dust / Dust1s were firm, below best and poorer types declined by Rs. 20/- to Rs.40/- and more.



QUOTATIONS

	Select Best	Best	Below Best	Others
LIQUORING				
DUST-1	1300.00 - 1750.00	1200.00 - 1290.00	1000.00 - 1190.00	720.00 - 990.00
OFF GRADES				
FGS1	1060.00 - 1140.00	900.00 - 1050.00	810.00 - 890.00	640.00 - 800.00
FGS	850.00 - 1000.00	790.00 - 840.00	740.00 - 780.00	680.00 - 730.00
LOW GROWNS				
FBOPF / FFSP / FFEXSP	3800.00 - 4800.00	3600.00 - 3700.00	2300.00 - 2700.00	1000.00 - 1100.00
BOP	1500.00 - 1800.00	1400.00 - 1450.00	1250.00 - 1350.00	950.00 - 1000.00
BOPSP	1450.00 - 1550.00	1300.00 - 1400.00	1000.00 - 1100.00	850.00 - 900.00
BOPF	1300.00 - 1400.00	900.00 - 1000.00	850.00 - 900.00	800.00 - 850.00
FBOPF1	1550.00 - 1700.00	1450.00 - 1500.00	1300.00 - 1350.00	950.00 - 1000.00
FBOP	2300.00 - 2500.00	1500.00 - 1550.00	1300.00 - 1350.00	950.00 - 1000.00
BOP1	2100.00 - 3000.00	1750.00 - 2050.00	1300.00 - 1460.00	850.00 - 1280.00
OP1	2700.00 - 3200.00	2350.00 - 2650.00	1650.00 - 2300.00	900.00 - 1550.00
OP	1460.00 - 1750.00	1360.00 - 1440.00	1300.00 - 1340.00	950.00 - 1280.00
OPA	1440.00 - 1850.00	1320.00 - 1420.00	1240.00 - 1300.00	900.00 - 1220.00
PEKOE	1460.00 - 2250.00	1320.00 - 1440.00	1200.00 - 1300.00	800.00 - 1180.00
PEKOE1	1650.00 - 2200.00	1440.00 - 1600.00	1260.00 - 1420.00	850.00 - 1240.00
DUST / DUST1	1000.00 - 1060.00	810.00 - 990.00	730.00 - 800.00	600.00 - 720.00



EXCHANGE RATES

The average rates currencies quoted on 19th March 2025 at 9.30 a.m. by Commercial Banks in Colombo for Telegraphic Transfers (TT).

CURRENCY	BUY RATE	SELL RATE
USD	291.80	300.31
EURO	317.48	330.38
GBP	377.76	391.93



- **Top Prices**
- **Colombo Auction Averages**
- **All Brokers Private Sale Figures**



TOP PRICES (SALE NO. 11 – 18TH / 19TH MARCH 2025)



WESTERN HIGH			
BOP		Great Western	2750.00
BOPSP		Robgill	1900.00
BOPF/BOPFSP		Robgill	1650.00
FBOP/FBOP1		Inverness	1550.00
		Bambrakelly	1550.00
FBOPF/FBOPF1		Inverness	1460.00
BOP1		Torrington	1460.00
OP/OPA	*	Venture	1320.00
		Torrington	1320.00
OP1	*	Venture	1480.00
PEKOE/PEKOE1		Annfield	1550.00
		Frotoft Super	1550.00

UVA HIGH			
BOP	*	Pitaratmalie	1220.00
BOPSP		Poonagalla	900.00
		Ampittiakande	900.00
BOPF/BOPFSP	*	Nayabedde	1180.00
FBOP/FBOP1	*	Glenanore	1600.00
		Gonamotawa	1600.00
FBOPF/FBOPF1		Gonamotawa	1440.00
BOP1	*	Uva Highlands	1800.00
OP/OPA		Battawatte	1380.00
OP1	*	Uva Highlands	1600.00
PEKOE/PEKOE1		Battawatte	1600.00

NUWARA ELIYA			
BOP	*	Kenmare	1000.00
BOPSP		Kenmare	1020.00
BOPF/BOPFSP	*	Lovers Leap	1500.00
FBOP/FBOP1	*	Kenmare	1320.00
OP/OPA		Kenmare	1200.00
PEKOE/PEKOE1	*	Lovers Leap	1440.00

WESTERN MEDIUM			
BOP		Ancoombra	1550.00
		Uplands	1550.00
BOPSP		Hatale	1420.00
BOPF/BOPFSP		Vellai Oya	1180.00
FBOP/FBOP1		Dartry Valley	1750.00
FBOPF/FBOPF1		Dartry Valley	1650.00
BOP1		Ancoombra	1750.00
OP/OPA		Meezan	1380.00
		Hatale	1380.00
OP1		Craighead	1950.00
PEKOE/PEKOE1		Harangalla	1800.00

UVA MEDIUM			
BOP		Halpewatte Uva	1460.00
BOPSP		Hindagala	1200.00
BOPF/BOPFSP		Dickwella	1420.00
FBOP/FBOP1		Sarnia Plaiderie	1650.00
		Telbedde	1650.00
FBOPF/FBOPF1	*	Sarnia Plaiderie	1500.00
BOP1		Dickwella	1950.00
		Demodera 'S'	1950.00
OP/OPA		Cecilton	1420.00
OP1		Dickwella	1900.00
PEKOE/PEKOE1		Sarnia Plaiderie	1600.00
		Misty-Uva	1600.00

CTC LOW			
PF1		Kalubowitiyana CTC	1500.00
		Liyonta CTC	1500.00
BP1		Nelunwatta CTC	980.00
BPS		-	
OF		-	

UDA PUSSELLAWA			
BOP		Kirklees	1040.00
BOPSP		Luckyland	1080.00
		Kirklees	1080.00
BOPF/BOPFSP		Luckyland	1140.00
FBOP/FBOP1		Delmar	1600.00
FBOPF/FBOPF1		Delmar	1440.00
BOP1		-	
OP/OPA		Delmar	1380.00
OP1		Delmar	1550.00
PEKOE/PEKOE1		Alma	1440.00
		Delmar	1440.00

CTC HIGH			
PF1		Dunsinane CTC	1200.00
BP1		-	
BPS		Dunsinane CTC	1180.00
OF		-	

CTC MEDIUM			
PF1		New Peacock CTC	1200.00
BP1		New Peacock CTC	1140.00
BPS		Donside CTC	810.00
OF		-	



TOP PRICES (SALE NO. 11 – 18TH / 19TH MARCH 2025)

LOW			
BOP		Golden Garden	1850.00
BOPSP		Athukorala Group Super	1550.00
BOPF		Pothotuwa	1460.00
BOPFSP		Rajjuruwatta Super	1800.00
FBOP		Sithaka	2650.00
FBOP1		Wattahena	2250.00
FBOPF		Danawala	1850.00
FBOPF1		Suwishka	1700.00
		Pothotuwa	1700.00
BOP1		Pothotuwa	3000.00
OP1		Pothotuwa	3200.00
OP	*	Bogoda Group	1750.00
OPA		Liyonta	1850.00
		Mulatiyana Hills	1650.00
	*	Matuwagalla Super	1600.00
PEKOE		Lumbini	2250.00
PEKOE1		Mulatiyana Hills	2200.00
		New Batuwangala	2200.00

PREMIUM			
FBOPFSP		Greenwin Super	4650.00
FBOPFEXSP		Rathmalgoda Super	5400.00
FBOPFEXSP1		New Udumullagoda Super	4300.00

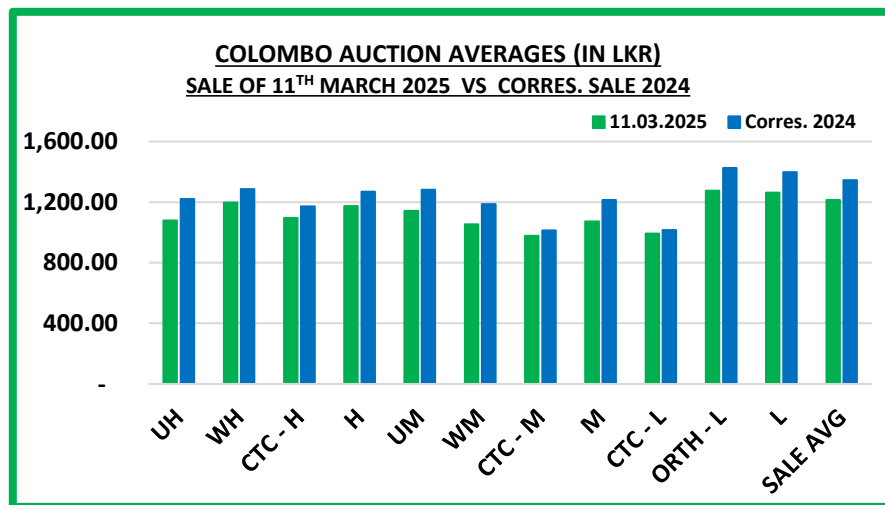
DUST			
DUST1	*	Mattakelle	1750.00
		Great Western	1750.00
P.DUST	*	Hingalgoda CTC	1420.00

OFF GRADES			
FNGS/FNGS1	*	Agra Ouvah	1140.00
		St.Coombs	1140.00
		Gouravilla	1140.00
	*	Labookellie	1120.00
PFNGS	*	Hingalgoda CTC	1320.00
BM		Uplands	1160.00
		Chandrika Estate	1160.00
BP		Suwishka	1340.00
BOP1A		Aldora	1380.00

**** MORE THAN ONE TOP PRICE OBTAINED**
*** TEAS SOLD BY JOHN KEELLS PLC**
+ ALL TIME RECORD PRICE
++ ALL TIME RECORD PRICE EQUALED

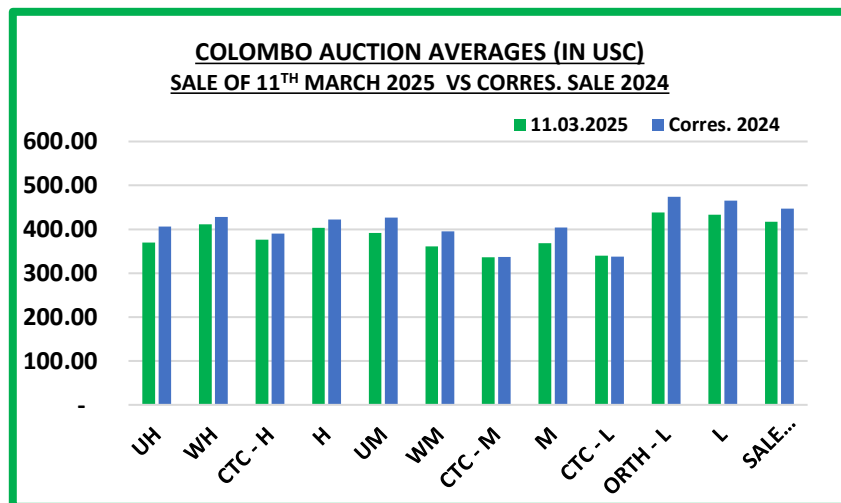


COLOMBO AUCTION AVERAGES



	Sale of 05/03/2025 In LKR	Sale of 11/03/2025 In LKR	Corres. 2024 In LKR
Uva High Grown	1054.24	1078.36	1220.17
Western High Grown	1170.47	1197.07	1285.54
CTC High Grown	1119.84	1096.20	1170.84
Summary of High Grown	1146.59	1173.64	1268.67
Uva Medium Grown	1091.20	1143.05	1282.21
Western Medium Grown	1046.46	1052.61	1187.18
CTC Medium Grown	981.81	978.04	1013.04
Summary of Medium Grown	1055.44	1072.87	1214.90
CTC Low Grown	998.99	991.71	1016.39
Orthodox Low Grown	1258.42	1276.32	1424.98
Summary of Low Grown	1247.68	1261.90	1397.96
TOTAL SALE AVERAGE	1197.13	1213.87	1344.33

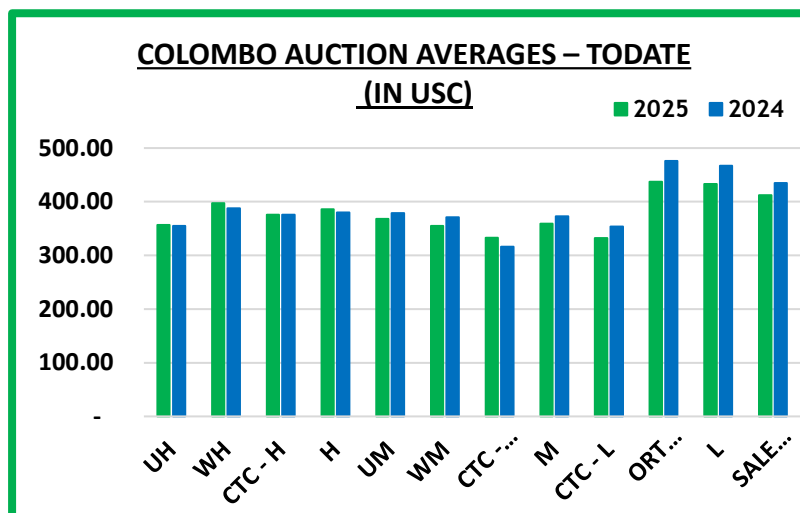
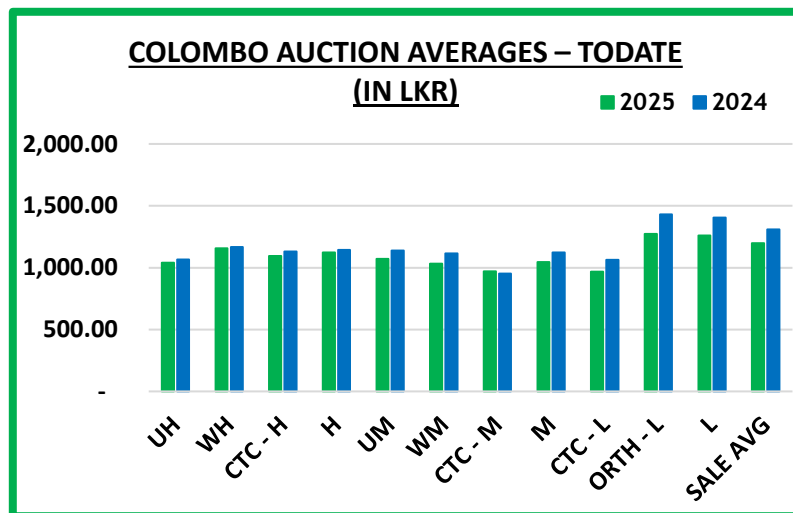
COLOMBO AUCTION AVERAGES



	Sale of 05/03/2025 In USC	Sale of 11/03/2025 In USC	Corres. 2024 In USC
Uva High Grown	362	370	406
Western High Grown	402	411	428
CTC High Grown	385	376	390
Summary of High Grown	394	403	422
Uva Medium Grown	375	392	427
Western Medium Grown	360	361	395
CTC Medium Grown	337	336	337
Summary of Medium Grown	363	368	404
CTC Low Grown	343	340	338
Orthodox Low Grown	433	438	474
Summary of Low Grown	429	433	465
TOTAL SALE AVERAGE	411	417	447



COLOMBO AUCTION AVERAGES



January to Date (Sale No.10)	2025 LKR	2024 LKR	2025 USC	2024 USC
Uva High Grown	1039.92	1066.85	357	355
Western High Grown	1155.89	1166.49	397	388
CTC High Grown	1093.58	1129.50	376	376
Summary of High Grown	1122.80	1142.79	386	380
Uva Medium Grown	1070.47	1139.21	368	379
Western Medium Grown	1033.41	1116.21	355	371
CTC Medium Grown	969.63	951.11	333	316
Summary of Medium Grown	1044.48	1122.50	359	373
CTC Low Grown	966.66	1063.72	332	354
Orthodox Low Grown	1273.73	1430.38	437	476
Summary of Low Grown	1260.75	1404.94	433	467
TOTAL SALE AVERAGE	1199.13	1308.86	412	435



COLOMBO AUCTION AVERAGES

FROM 01 ST TO 11 TH MARCH 2025	LKR
Uva High Grown	1081.64
Western High Grown	1191.39
Summary of High Grown	1168.36
Uva Medium Grown	1120.08
Western Medium Grown	1039.46
Summary of Medium Grown	1055.44
Summary of Low Grown	1246.49
TOTAL SALE AVERAGE	1198.39



ALL BROKERS PRIVATE SALE FIGURES (FOR THE PERIOD – 10TH TO 15TH MARCH 2025)

	WEEKLY	TODATE
High & Medium	142,031.50	1,465,127.60
Low	26,773.00	321,244.35
Green Tea	34,804.00	407,224.00
Organic Tea	10,167.00	72,587.00
BMF	13,000.00	434,530.00
Direct Sales	-	-
Forward Contract	47,000.00	661,336.00





- **Crop and Weather**
- **Crop Figures**
- **Export Figures**
- **Tea News**
- **Tea Sale Arrangements**

CROP AND WEATHER - FOR THE PERIOD OF 10TH TO 16TH MARCH 2025



Western

Bright weather with occasional showers were recorded in Talawakelle and Agarapatana districts, whilst Dickoya reported rainfall throughout the week.



Nuwara Eliya

Nuwara Eliya and Kandapola districts recorded bright weather with occasional showers.



Uva

Badulla, Lunugala and Haputale reported bright weather with evening showers.



Low Grown

Bright weather with occasional showers were experienced in Galle, Rathnapura and Deniyaya districts.



Crop

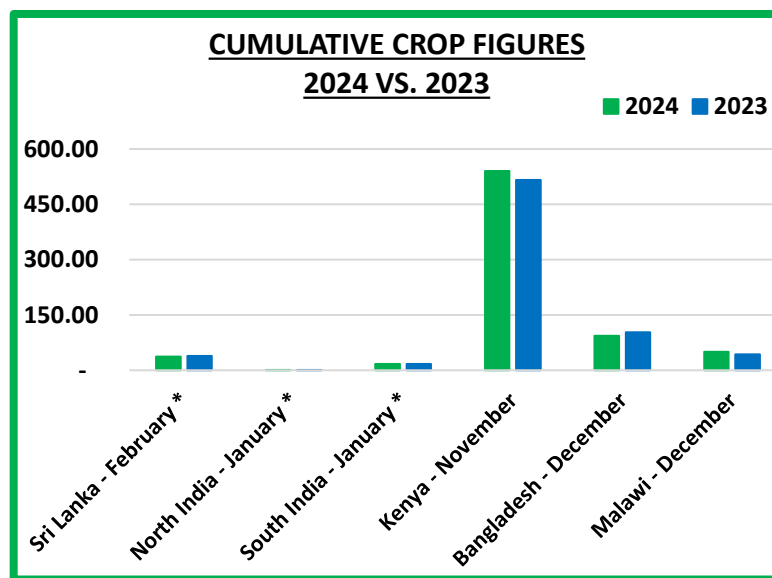
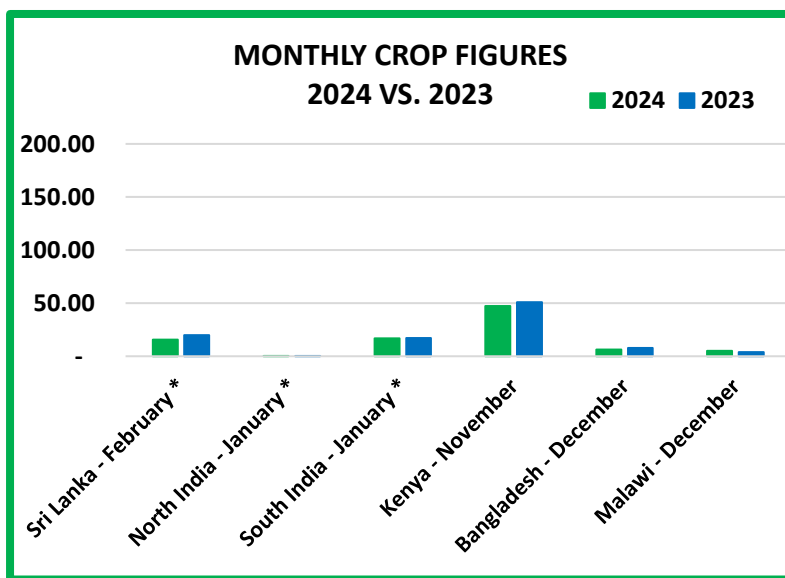
Crop intake is moderate.



CROP FIGURES OF MAJOR PRODUCING & EXPORTING COUNTRIES

Country	Month	2024 * 2025	2023 * 2024	Cumulative + Inc. / Dec.	Cumulative	2024 * 2025	2023 * 2024	Cumulative + Inc. / Dec.
Sri Lanka	February	*15.59	*19.99	- 4.40	Upto February	*37.16	*38.53	- 1.37
North India	January	*0.04 (E)	*0.37	- 0.33	Upto January	*0.04 (E)	*0.37	- 0.33
South India	January	*16.99(E)	*17.03	- 0.04	Upto January	*16.99(E)	*17.03	- 0.04
Kenya	November	47.41	50.90	- 3.49	Upto November	540.43	515.92	+ 24.51
Bangladesh	December	6.37	7.79	-1.42	Upto December	93.04	102.95	- 9.91
Malawi	December	5.02	4.02	+ 1.00	Upto December	49.79	43.35	+ 6.44

(E) - Estimated





SRI LANKA TEA CROP

We give below the Sri Lanka Tea Crop for the month of February 2025 together with January / February 2025, and the corresponding figures for 2024.

	FEBRUARY		JANUARY – FEBRUARY	
	2025	2024	2025	2024
ORTHODOX				
High Grown	3,085,021	4,002,924	7,311,671	7,093,200
Medium Grown	1,975,632	3,009,117	4,670,287	5,065,155
Low Grown	8,966,264	11,012,669	21,581,142	22,481,591
TOTAL	14,026,917	18,024,709	33,563,101	34,639,946
CTC				
High Grown	274,187	417,920	626,665	803,471
Medium Grown	547,293	554,736	1,247,661	1,041,455
Low Grown	589,527	813,378	1,377,558	1,713,933
TOTAL	1,411,007	1,786,034	3,251,884	3,558,858
TOTAL BLACK PRODUCTION				
High Grown	3,359,208	4,420,844	7,938,336	7,896,671
Medium Grown	2,522,925	3,563,853	5,917,948	6,106,610
Low Grown	9,555,790	11,826,047	22,958,701	24,195,523
TOTAL	15,437,924	19,810,744	36,814,984	38,198,804
GREEN TEA				
High Grown	85,391	103,656	192,763	189,615
Medium Grown	72,548	81,111	155,929	142,437
Low Grown	265	503	719	1,219
TOTAL	158,205	185,270	349,411	333,271
TOTAL PRODUCTION				
High Grown	3,444,600	4,524,500	8,131,099	8,086,286
Medium Grown	2,595,473	3,644,964	6,073,877	6,249,047
Low Grown	9,556,056	11,826,550	22,959,419	24,196,742
TOTAL	15,596,129	19,996,013	37,164,395	38,532,075

SOURCE : SRI LANKA TEA BOARD



SRI LANKA TEA CROP - Continued;



Tea Production February 2025								
Black Tea Production According To Elevations								
Elevation	February (Kg)				January to Date (Kg)			
	2025	2024	Change	% Change	2025	2024	Change	% Change
High	3,444,600	4,524,500	-1,079,900	-23.87%	8,131,099	8,086,286	44,813	0.55%
Medium	2,595,473	3,644,964	-1,049,491	-28.79%	6,073,877	6,249,047	-175,170	-2.80%
Low	9,556,056	11,826,550	-2,270,494	-19.20%	22,959,419	24,196,742	-1,237,323	-5.11%
Total	15,596,129	19,996,013	-4,399,884	-22.00%	37,164,395	38,532,075	-1,367,680	-3.55%
Tea Production According To Categories								
Production	February (Kg)				January to Date (Kg)			
	2025	2024	Change	% Change	2025	2024	Change	% Change
Orthodox	14,026,917	18,024,709	-3,997,792	-22.18%	33,563,101	34,639,946	-1,076,845	-3.11%
CTC	1,411,007	1,786,034	-375,027	-21.00%	3,251,884	3,558,858	-306,974	-8.63%
Green Tea	158,205	185,270	-27,065	-14.61%	349,411	333,271	16,140	4.84%
Total	15,596,129	19,996,013	-4,399,884	-22.00%	37,164,395	38,532,075	-1,367,680	-3.55%

SOURCE : SRI LANKA TEA BOARD



SRI LANKA TEA EXPORTS



DESCRIPTION	QTY (KG)	VALUE (RS)	APPROX.AV.UNIT FOB VALUE PER KG.RS/CTS
FEBRUARY 2025			
Instant Tea	259,163.32	949,179,533.00	3,662.48
Tea in Packets	8,641,199.55	14,188,151,279.00	1,641.92
Green Tea	386,594.26	1,548,478,863.96	4,005.44
Tea in Bags	2,138,239.66	5,691,556,110.00	2,661.80
Tea in Bulk	8,973,111.57	13,065,012,642.00	1,456.02
Total	20,398,308.36	35,442,378,427.96	1,737.52
FEBRUARY 2024			
Instant Tea	295,698.70	943,158,182.00	3,189.59
Tea in Packets	8,292,707.28	14,150,745,339.00	1,706.41
Green Tea	410,525.75	1,635,475,528.00	3,983.86
Tea in Bags	2,263,672.79	6,221,479,103.00	2,748.40
Tea in Bulk	11,049,741.40	16,975,483,296.00	1,536.28
Total	22,312,345.92	39,926,341,448.00	1,789.43
JANUARY / FEBRUARY 2025			
Instant Tea	459,029.26	1,646,783,376.00	3,587.53
Tea in Packets	17,133,606.11	27,837,296,507.00	1,624.72
Green Tea	720,931.49	2,792,204,136.96	3,873.05
Tea in Bags	4,244,593.08	11,203,472,252.00	2,639.47
Tea in Bulk	17,214,676.48	25,340,623,077.00	1,472.04
Total	39,772,836.42	68,820,379,348.96	1,730.34
JANUARY / FEBRUARY 2024			
Instant Tea	446,179.05	1,419,021,244.00	3,180.39
Tea in Packets	16,135,167.37	27,325,081,998.00	1,693.51
Green Tea	754,074.62	2,943,440,607.00	3,903.38
Tea in Bags	4,132,170.83	11,283,801,076.00	2,730.72
Tea in Bulk	19,608,749.39	29,771,751,383.00	1,518.29
Total	41,076,341.26	72,743,096,308.00	1,770.92





MAJOR IMPORTERS OF SRI LANKA TEA

JANUARY / FEBRUARY 2025

COUNTRY	BULK TEA	PACKETED TEA	TEA BAG	INSTANT TEA	GREEN TEA	TOTAL 2025	TOTAL 2024
IRAQ	613,040.00	5,244,782.74	109,044.08	-	-	5,966,866.82	5,303,423.18
RUSSIA	3,317,393.00	634,987.96	63,534.43	-	72,754.89	4,088,670.28	4,526,825.21
LIBYA	-	3,625,460.00	-	196.80	10,340.00	3,635,996.80	482,639.80
U.A.E.	2,001,151.00	635,355.64	60,932.51	1,274.29	81,528.22	2,780,241.66	4,980,423.97
TURKEY	784,911.25	1,175,222.00	9,132.00	-	-	1,969,265.25	2,984,144.84
CHILE	1,395,435.00	50,384.56	384,959.43	193.99	17,389.11	1,848,362.09	1,468,540.49
SAUDI ARABIA	448,486.00	774,006.85	341,411.15	25.90	32,118.27	1,596,048.17	1,629,529.83
CHINA	1,389,023.64	167,169.26	32,780.69	1,014.53	4,499.44	1,594,487.56	1,596,163.67
AZERBAIJAIN	1,375,818.00	121,487.50	720.00	-	4,934.40	1,502,959.90	1,494,284.60
IRAN	922,579.00	369,910.00	-	-	-	1,292,489.00	2,903,616.50



TEA NEWS AROUND THE GLOBE



MOMBASA MARKET

SALE NO. 11 – SALE OF 17TH / 18TH MARCH 2025

Good general demand prevailed for the 192,918 packages available in the market with 26.67% remaining unsold.

OFFERINGS

Leaf Grades	-	111,160 packages (7,342,641.00 kilos) – 56.39% unsold.
Dust Grades	-	60,440 packages (4,533,607.00 kilos) – 13.85% unsold.
Secondary Grades	-	21,318 packages (1,114,144.00 kilos) – 9.28% unsold,

MARKETS

Pakistan Packers, Yemen and other Middle Eastern countries were active but at lower levels while **Afghanistan** and **Bazaar** showed some support. **Egyptian Packers** and **UK** maintained enquiry but at lower rates while **Kazakhstan, other CIS states** and **Russia** were less active. **Sudan** were absent while **Local Packers** were operating. **Somalia** maintained interest at the lower end of the market.

LEAF GRADES (M2 & M3)

BP1:

Best – Saw irregular interest at mostly easier levels and lost up to USC66 but a few lines were up to USC8 above last levels.

Brighter – Were up to USC27 below previous rates.

Mediums – KTDA mediums shed up to USC25 with plantation mediums discounted by up to USC24 but some invoices were up to USC12 dearer.

Lower Medium – Mostly easier by up to USC17.

Plainer – Less support and shed up to USC17.

PF1:

Best – Met irregular enquiry ranging between firm to USC12 dearer to easier by a similar margin with some teas discounted by up to USC34.

Brighter – Saw irregular interest and varied between steady to mostly dearer by up to USC11 to easier by up to USC7.

Mediums – KTDA mediums were irregular ranging between firm to USC24 dearer to easier by up to USC21 with plantation mediums irregularly discounted by up to USC29.

Lower Medium – Saw some teas gaining by USC14 to mostly easier by up to USC12.

Plainer – Firm to USC10 dearer to easier by up to USC11.

DUST GRADES (M1)

PDUST:

Best – Were irregularly easier by USC25 with some teas up to USC52 below previous levels.

Brighter – Were up to USC21 easier.

Mediums – KTDA mediums saw irregular and mostly easier interest shedding up to USC19 while plantation mediums lost USC20 with some teas discounted by up to USC36.

Lower Medium – Mostly lost up to USC22 but some invoices were USC7 above last rates.

Plainer – Steady to USC6 dearer to easier by up to USC10.



TEA NEWS AROUND THE GLOBE



MOMBASA MARKET – Continued ;

DUST1:

Best – Saw irregular enquiry ranging between firm to USC6 dearer to mostly easier by up to USC16.

Brighter – Varied between mostly easier by up to USC16 with some lines steady while others were up to USC18 dearer.

Mediums – KTDA mediums shed up to USC14 with plantation mediums discounted by up to USC11.

Lower Medium – Irregular and varied between USC6 dearer to easier by up to USC13.

Plainer – Irregular and ranged between mostly easier by up to USC8 but some lines appreciated by up to USC15.

SECONDARY GRADES (S1)

In the Secondary Catalogues, best **BPs** eased while others were firm with **PFs** generally steady. Clean well sorted coloury **Fannings** held value with similar **DUSTs** firm. **Other Fannings** saw irregular and easier absorption while **DUSTs** held value. **BMFs** were readily absorbed.

QUOTATIONS	BROKENS	FANNINGS
Best	267 – 334	296 – 404
Good	264 – 328	272 – 324
Good Medium	224 – 290	274 – 318
Medium (KTDA)	144 – 205	148 – 274
Medium (Plantations)	140 – 196	146 – 210
Lower Medium	130 – 151	122 – 165
Plainer	096 – 135	081 – 133

AUCTION	KENYA 2024 \$	KENYA 2025 \$	TOTAL 2024 \$	TOTAL 2025 \$
9	2.21	2.24	2.08	2.15
10	2.22	2.24	2.12	2.16
11	2.25	2.22	2.14	2.14

SOURCE : AFRICA TEA BROKERS LTD.



TEA NEWS AROUND THE GLOBE



CHITTAGONG MARKET

SALE NO. 45 – 18TH MARCH 2025

CTC LEAF: 46,551 packages of tea on offer met with a limited demand.

BROKENS/FANNINGS: Clean liquoring teas on offer met with a good demand and sold well in line with quality particularly the brighter sorts. All other descriptions saw only limited demand and met with heavy withdrawals. BLF teas were difficult of sale and withdrawals were heavy in this category.

DUST: 5,819 packages of tea on offer met with good demand. A select few clean liquoring Dusts particularly the CDs sold well at dearer rates. Remainder, mostly reprinted saw only limited demand with heavy withdrawals. Blenders lent fair support with improved interest from the Loose tea buyers.

COMMENTS: Market followed a similar trend as of last week's sale whereby a few bright teas on offer sold well. All others which were end of season types met with a restricted demand with heavy withdrawals. Blenders were the mainstay of the market with only some support from the Loose tea buyers.

CDs were the bright feature of the sale.

Our Catalogue: (Sale 45) Avg : Tk 183.87, Sold 39.22% , (Sale 44) Avg : Tk 175.97, Sold 30.40%.

Quotations – This Week – (In Taka)

Brokens	This Week	Last Week	Fannings	This week	Last Week	Dust	This week	Last Week
Best	215-225 nom	220-225 nom	Best	215-225 nom	220-225 nom	PD	165-238	172-205
Good	200-210 nom	200-215	Good	200-210 nom	200-210	RD	160-269	160-240
Medium	170-180	170-180	Medium	170-180	170-180	D	160-260	160-243
Plain	160-165	160-165	Plain	160-165	160-165	CD	225-288	175-228
BLF	160 nom	160 nom	BLF	160 nom	160 nom	BLF	160	160

Exchange Rates 18th March 2025 Sterling Pound 156.9733 Dollar: Tk. 121.0000

SOURCE : NATIONAL BROKERS LTD



UPCOMING AUCTION DETAILS

Auction No.	13		12	
Dates	01 ST / 02 ND April 2025		25 th / 26 th March 2025	
	No. of Lots	Qty – kg	No. of Lots	Qty – kg
Ex-Estate	817	796,927	850	850,125
Main Sale Total	10,478	4,753,868	9,506	4,191,831
High & Medium	1,764	770,398	1,456	613,764
Low Grown – Leafy	1,988	749,576	1,870	665,263
Low Grown – Semi Leafy	1,515	629,225	1,498	594,031
Low Grown Tippy	1,888	879,635	1,745	795,744
Premium / Flowery	345	51,521	369	49,969
Off Grades	2,405	1,183,712	2,041	1,027,212
Dust	573	489,801	527	445,848
Grand Total	11,295	5,550,795	10,356	5,041,956
Reprints	773	383,148	809	407,318
Total No. of Lots on Offer	11,295		10,356	
Total Quantity on Offer (kg)	5,550,795		5,041,956	



SCHEDULED CLOSING DATES

Auction No.	Date of Sale	Ex-Estate	Main Sale
14	08 th / 09 th April 2025	20/03/2025	20/03/2025
15	22 nd / 23 rd April 2025	27/03/2025	27/03/2025
16	28 th / 29 th April 2025	03/04/2025	03/04/2025

PROMPT DATES

Auction No.	Buyers	Sellers
12	01/04/2025	02/04/2025
13	08/04/2025	09/04/2025
14	16/04/2025	17/04/2025



ORDER OF SALE (SALE NO. 12 – 25TH / 26TH MARCH 2025)

Main Sale Order – 1 (Leafy / Semi Leafy / Tippy / Premium / 1A)	Main Sale Order – 2 (H & M / Off Grade / Dust)	Ex-Estate
MERCANTILE PRODUCE BROKERS (PVT) LTD	CEYLON TEA BROKERS PLC	LANKA COMMODITY BROKERS LTD
FORBES & WALKER TEA BROKERS (PVT) LTD	LANKA COMMODITY BROKERS LTD	ASIA SIYAKA COMMODITIES PLC.
ASIA SIYAKA COMMODITIES PLC.	BARTLEET PRODUCE MARKETING (PVT) LTD	FORBES & WALKER TEA BROKERS (PVT) LTD
EASTERN BROKERS. LTD.	FORBES & WALKER TEA BROKERS (PVT) LTD	MERCANTILE PRODUCE BROKERS (PVT) LTD
CEYLON TEA BROKERS PLC	MERCANTILE PRODUCE BROKERS (PVT) LTD	EASTERN BROKERS. LTD.
JOHN KEELLS PLC	ASIA SIYAKA COMMODITIES PLC.	JOHN KEELLS PLC
LANKA COMMODITY BROKERS LTD	JOHN KEELLS PLC	BARTLEET PRODUCE MARKETING (PVT) LTD
BARTLEET PRODUCE MARKETING (PVT) LTD	EASTERN BROKERS. LTD.	CEYLON TEA BROKERS PLC

[RR : HR / SG]



TEA SALE ARRANGEMENTS



COLOMBO TEA TRADERS' ASSOCIATION

C/o. THE CEYLON CHAMBER OF COMMERCE, P.O.Box 274, No. 50, NAVAM MAWATHA, COLOMBO 02.

Telephone: 5588849; Facsimile: 2449352; E-Mail ; hemaratne@chamber.lk

CIRCULAR NO. 04 OF 2025

MARCH 06, 2025

TEA SALE ARRANGEMENTS FOR 02ND QUARTER 2025 – APRIL / MAY / JUNE

Sale No.	Date of Sale		Catalogue Closing Dates		Prompt Dates		10% Payment	E-Platform Levy Prompt Dates	
			Ex-Estate	Main Sale	Buyers	Sellers		Buyers	Sellers
APRIL									
13	Tue/Wed	01 st / 02 nd	14/03/2025 4.30 pm		08.04.2025	09.04.2025	04.04.2025	08.04.2025	10.04.2025
14	Mon/ Tue	07 th / 08 th	20/03/2025 4.30 pm		16.04.2025	17.04.2025	11.04.2025	16.04.2025	17.04.2025
15	Tue/Wed	22 nd / 23 rd	27/03/2025 4.30 pm		29.04.2025	30.04.2025	25.04.2025	29.04.2025	02.05.2025
16	Mon/ Tue	28 th / 29 th	03/04/2025 4.30 pm		05.05.2025	06.05.2025	02.05.2025	05.05.2025	07.05.2025



TEA SALE ARRANGEMENTS – Continued,



Sale No.	Date of Sale		Catalogue Closing Dates		Prompt Dates		10% Payment	E-Platform Levy Prompt Dates	
			Ex-Estate	Main Sale	Buyers	Sellers		Buyers	Sellers
MAY									
17	Tue/Wed	06 th / 07 th	10/04/2025 4.30 pm		14.05.2025	15.05.2025	09.05.2025	14.05.2025	16.05.2025
18	Wed	14 th	24/04/2025 4.30 pm		20.05.2025	21.05.2025	16.05.2025	20.05.2025	22.05.2025
19	Tue/Wed	20 th / 21 st	02/05/2025 4.30 pm		27.05.2025	28.05.2025	23.05.2025	27.05.2025	29.05.2025
20	Tue/Wed	27 th / 28 th	08/05/2025 4.30 pm		03.06.2025	04.06.2025	30.05.2025	03.06.2025	05.06.2025
JUNE									
21	Tue/Wed	03 rd / 04 th	16/05/2025 4.30 pm		11.06.2025	12.06.2025	06.06.2025	11.06.2025	13.06.2025
22	Mon/Wed	09 th / 11 th	22/05/2025 4.30 pm		17.06.2025	18.06.2025	13.06.2025	17.06.2025	19.06.2025
23	Tue/Wed	17 th / 18 th	29/05/2025 4.30 pm		24.06.2025	25.06.2025	20.06.2025	24.06.2025	26.06.2025
24	Tue/Wed	24 th / 25 th	05/06/2025 4.30 pm		01.07.2025	02.07.2025	27.06.2025	01.07.2025	03.07.2025



TEA SALE ARRANGEMENTS – Continued,

HOLIDAYS FOR 02 ND QUARTER OF 2025		
APRIL		
12 th	Saturday	Bak Full Moon Poya Day (P B M)
13 th	Sunday	Day Prior to Sinhala & Tamil New Year Day (P B M)
14 th	Monday	Sinhala & Tamil New Year Day (P B M)
15 th	Tuesday	Additional full holiday in lieu of Day prior to Sinhala & Tamil New Year Day falling on Sunday (B)
18 th	Friday	Good Friday (P B)
MAY		
01 st	Thursday	May Day (P B M)
12 th	Monday	Vesak Full Moon Poya Day (P B M)
13 th	Tuesday	Day following Vesak Full Moon Poya Day (P B M)
JUNE		
10 th	Tuesday	Poson Full Moon Poya Day (P B M)
P - Public B - Bank M - Mercantile		

THE OFFICE OF THE CTTA
THE COLOMBO TEA TRADERS' ASSOCIATION





“

**We are what we repeatedly do. Excellence, then,
is not an act, but a habit
– Aristotle**

”