



# TEA MARKET REPORT

## JOHN KEELLS PLC

**SALE NO.12 – 21<sup>ST</sup> / 22<sup>ND</sup> MARCH 2023**

# ORDER OF SALE (SALE NO. 12 – 21<sup>ST</sup> / 22<sup>ND</sup> MARCH 2023)

| Main Sale Order – 1<br>(Leafy / Semi Leafy / Tippy / Premium / 1A) | Main Sale Order – 2<br>(H & M / Off Grade / Dust) | Ex-Estate                             |
|--|---|---------------------------------------|
| BARTLEET PRODUCE MARKETING (PVT) LTD                               | CEYLON TEA BROKERS PLC                            | MERCANTILE PRODUCE BROKERS (PVT) LTD  |
| MERCANTILE PRODUCE BROKERS (PVT) LTD                               | LANKA COMMODITY BROKERS LTD                       | ASIA SIYAKA COMMODITIES PLC.          |
| FORBES & WALKER TEA BROKERS (PVT) LTD                              | BARTLEET PRODUCE MARKETING (PVT) LTD              | BARTLEET PRODUCE MARKETING (PVT) LTD  |
| ASIA SIYAKA COMMODITIES PLC.                                       | FORBES & WALKER TEA BROKERS (PVT) LTD             | FORBES & WALKER TEA BROKERS (PVT) LTD |
| EASTERN BROKERS. LTD.  | MERCANTILE PRODUCE BROKERS (PVT) LTD              | EASTERN BROKERS. LTD.                 |
| CEYLON TEA BROKERS PLC   | ASIA SIYAKA COMMODITIES PLC.                      | CEYLON TEA BROKERS PLC                |
| <b>JOHN KEELLS PLC</b>   | <b>JOHN KEELLS PLC</b>                            | LANKA COMMODITY BROKERS LTD           |
| LANKA COMMODITY BROKERS LTD  | EASTERN BROKERS. LTD.                             | <b>JOHN KEELLS PLC</b>                |



## AUCTION DETAILS

| -                                  | 12   |           |
|------------------------------------|--|-----------|
| Dates                              | 21 <sup>st</sup> / 22 <sup>nd</sup> March 2023 |           |
|                                    | No. of Lots                                    | Qty – kg  |
| Ex Estate                          | 724  | 736,512   |
| Main Sale Total                    | 9,444  | 4,460,012 |
| High & Medium                      | 1,437  | 660,279   |
| Low Grown - Leafy                  | 1,853  | 683,788   |
| Low Grown - Semi Leafy             | 1,424  | 620,918   |
| Low Grown Tippy                    | 1,842  | 890,343   |
| Premium / Flowery                  | 247  | 46,126    |
| Off Grades                         | 2,085  | 1,040,431 |
| Dust                               | 556  | 518,127   |
| Grand Total                        | 10,168   | 5,196,524 |
| Reprints                           | 642  | 301,099   |
|                                    |  |           |
| <b>Total No. of Lots Offered</b>   | <b>10,168</b>                                  |           |
| <b>Total Quantity Offered (kg)</b> | <b>5,196,524</b>                               |           |

## PROMPT DATES

| Auction No. | Buyers     | Sellers    |
|-------------|------------|------------|
| 12          | 28/03/2023 | 29/03/2023 |



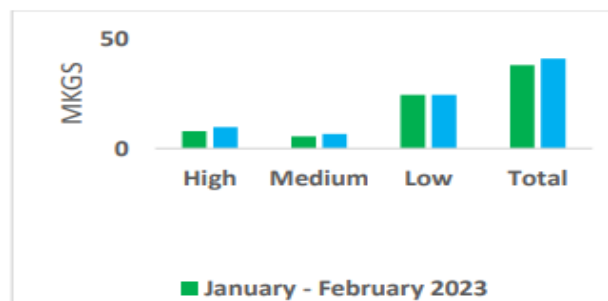
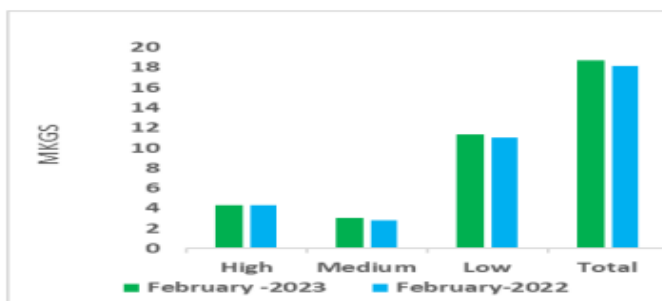
# COMMENTS



Sri Lanka harvested a crop of 18.7Mkg during the Month of February 2023, which is a positive variance of 3% when compared to the crop harvested in February 2022.

The main contributor for the 18.7Mkg was from the Low Grown planting districts with 60.7%, followed by High Grown at 22.9% and the Medium Grown at 16.4%. When compared with the crop in February 2022, positive variances have been recorded in the Medium Grown at 9%, Low Grown at 3% and a negative variance of 1% was recorded in the High Grown.

| Tea Production February 2023                 |               |            |         |          |                      |            |            |          |
|--|---------------|------------|---------|----------|----------------------|------------|------------|----------|
| Black Tea Production According To Elevations |               |            |         |          |                      |            |            |          |
| Elevation                                    | February (Kg) |            |         |          | January to Date (Kg) |            |            |          |
|  | 2023          | 2022       | Change  | % Change | 2023                 | 2022       | Change     | % Change |
| High   | 4,287,367     | 4,336,674  | -49,307 | -1%      | 7,918,171            | 9,786,902  | -1,868,731 | -19.09%  |
| Medium                                       | 3,069,724     | 2,816,892  | 252,832 | 9%       | 5,571,439            | 6,708,097  | -1,136,658 | -16.94%  |
| Low  | 11,358,162    | 11,009,892 | 348,270 | 3%       | 24,475,617           | 24,486,456 | -10,839    | -0.04%   |
| Total  | 18,715,252    | 18,163,458 | 551,794 | 3%       | 37,965,227           | 40,981,456 | -3,016,229 | -7.36%   |





## COMMENTS – Continued



The 0.73Mkg of Ex-Estate teas on offer met with fair demand. Select Best Western High Grown BOPs were mostly easier, the below best and plainer types declined. Select Best Western High Grown BOPFs declined from last levels, with only a few invoices maintaining, the below best and plainer varieties were tending easier. Nuwara Eliya BOPs were firm to irregular, the BOPFs maintained. Uda Pussellawa BOPs were tending irregular, the BOPFs were irregularly lower with only a few better types maintaining last levels. Uva BOPs declined, the BOPFs too were easier. A few select Low grown CTC BP1s gained substantially following special inquiry, the others were firm, the High and Medium sorts were irregular. Low Grown CTC PF1s were easier at the commencement, but gained as the sale progressed, the High and Medium sorts were mostly firm on last levels.

The 2.2Mkg of Low Grown teas which were on offer met with fair demand. In the Leafy segment, OP/OPA's were irregularly lower to last. Few selected OP1s met with reasonable demand, BOP1 too followed a similar trend. PEKs were mostly firm. PEK1s met with lower demand. In the Small Leaf segment, FBOPs were lower to last. FBOPF/FF1 varieties continued to experience lower demand. BOPF.SP, BOPF, BOP.SP and BOP grades too met with lower interest. Premium Flowery teas were lower to last.

Turkey, Russia and the C.I.S countries lent fair support. Iran continued to be selective. Libya and Iraq were active.

## ALL TIME RECORD PRICE OBTAINED IN THE JK PLC CATALOGUE

| Garden Mark   | Grade | Price Rs. | Category | Management Company/ Proprietor      |
|---------------|-------|-----------|----------|-------------------------------------|
| Ceciliyan CTC | BP1   | 1750.00   | CTC Low  | Ceciliyan Associates (Private) Ltd. |



## MARKET DESCRIPTION

### Western Teas

Select best BOPs mostly declined by Rs.100/- to Rs.150/- and more, below best and plainer varieties too were easier by Rs.50/- to Rs.100/-. Select best BOPFs too declined from last week's closing levels with only a few invoices maintaining last levels. Medium BOPs were tending easier by Rs.50/- to Rs.100/-, the BOPFs too were barely steady.

### Nuwara Eliya Teas

BOPs were firm to a little irregular, the BOPFs too were firm on last levels.

### Uva Teas

Uva BOPs declined by Rs.50/- to Rs.100/-, the BOPFs too were irregularly lower. Uda Pussellawa BOPs were tending irregular, the BOPFs too were rather irregular following quality with the better types maintaining last levels.

### CTC Teas

Low Grown CTC BP1s were substantially dearer at times, the others were firm, PF1s which commenced low firmed up to last levels as the sale progressed. The High and Medium BP1s were tending irregular, PF1s were mostly firm on last levels.

## QUOTATIONS

|                     | BOP – RS.   | BOPF – RS.  |
|---------------------|-------------|-------------|
| Good Westerns       | 1500 – 2050 | 1500 – 1900 |
| Average Westerns    | 1300 – 1480 | 1340 – 1480 |
| Plainer Westerns    | 1180 – 1280 | 1280 – 1320 |
| Western Mediums     | 940 – 2000  | 940 – 1100  |
| Uva Teas            | 980 – 1320  | 1260 – 1460 |
| Nuwara Eliya Teas   | 1200 – 1700 | 1460        |
| Uda Pussellawa Teas | 1040 – 1200 | 1180 – 1440 |
| CTC (BP1 and PF1)   | 720 – 1750  | 800 – 1650  |





# MARKET DESCRIPTION

## Low Grown

Select best and best wiry OP1s met with fair demand, bolder types were irregular. Better twisted OPs were firm to slightly lower, below best sorts met with good demand, poorer sorts were substantially dearer. Well-made OPAs eased irregularly, below best and poorer sorts met with good demand. In the Semi Leafy segment, select best BOP1s were firm, others met with irregular demand. Well-made Pekoes along with the bolder invoices were firm to dearer, below best sorts too met with fair demand. Shotty Pekoe1s were firm to marginally lower, secondaries too were lower to last.

Select best BOPs were firm, best types were lower to last by Rs.30/- to Rs.50/-, below best and secondary types too were lower by Rs.40/- to Rs.50/-. BOP.SP.s and BOPF.SP.s met with low demand. BOPFs followed a similar trend. Select best FBOPF1s were firm on last week's closing, best and below best types were irregularly lower by Rs.40/- to Rs.50/-, secondary types were lower. Well-made FBOPs in the select best category were dearer by Rs.30/- to Rs.40/-, best types were lower by Rs.40/- to Rs.50/- and more following quality, below best and secondary types were lower. FBOPF varieties met with lower demand. All Premium Flowery teas were lower.

## Off Grades

Select best and best FGS1s were firm to dearer by Rs.10/- to Rs.20/-, below best and poorer types were firm. Select best and best BMs were firm, below best and poorer types were dearer by Rs.10/- to Rs.20/-. Select best and best BPs were firm, below best and poorer types showed an irregular demand. Select best BOP1As maintained on last levels whilst, best BOP1As were dearer by Rs.20/- to Rs.40/-, below best and poorer sorts were dearer by Rs.50/- to Rs.80/- and more at times.

## Dust

Select best and best Dust1s were firm to dearer by Rs.5/-, below best and poorer sorts maintained last levels. High and Medium CTCs were firm to dearer by Rs.5/- to Rs.10/-. Low Grown CTCs depreciated by Rs.10/- to Rs.20/-. Low Grown Dust/ Dust1s sold at firm levels.



# QUOTATIONS

|                       | Select Best       | Best              | Below Best        | Others            |
|-----------------------|-------------------|-------------------|-------------------|-------------------|
| <b>LIQUORING</b>      |                   |                   |                   |                   |
| DUST-1                | 1600.00 - 2000.00 | 1500.00 - 1590.00 | 1400.00 - 1490.00 | 1200.00 - 1390.00 |
| <b>OFF GRADES</b>     |                   |                   |                   |                   |
| FGS1                  | 1280.00 - 1420.00 | 1100.00 - 1270.00 | 900.00 - 1090.00  | 640.00 - 890.00   |
| FGS                   | 900.00 - 980.00   | 800.00 - 890.00   | 750.00 - 790.00   | 500.00 - 740.00   |
| <b>LOW GROWNS</b>     |                   |                   |                   |                   |
| FBOPF / FFSP / FFEXSP | 2800.00 - 5950.00 | 2000.00 - 2600.00 | 1400.00 - 1900.00 | 1000.00 - 1300.00 |
| BOP                   | 1800.00 - 2500.00 | 1400.00 - 1750.00 | 1100.00 - 1300.00 | 850.00 - 1050.00  |
| BOPSP                 | 1400.00 - 1950.00 | 1100.00 - 1350.00 | 900.00 - 1000.00  | 750.00 - 880.00   |
| BOPF                  | 1500.00 - 2250.00 | 1100.00 - 1400.00 | 900.00 - 1100.00  | 700.00 - 850.00   |
| FBOPF1                | 1500.00 - 1750.00 | 1250.00 - 1450.00 | 950.00 - 1150.00  | 800.00 - 90.00    |
| FBOP                  | 1650.00 - 2900.00 | 1300.00 - 1600.00 | 1000.00 - 1250.00 | 800.00 - 950.00   |
| BOP1                  | 2200.00 - 3450.00 | 1650.00 - 2200.00 | 1300.00 - 1550.00 | 1100.00 - 1200.00 |
| OP1                   | 2600.00 - 3450.00 | 2050.00 - 2450.00 | 1600.00 - 1900.00 | 1150.00 - 1400.00 |
| OP                    | 1750.00 - 2050.00 | 1550.00 - 1700.00 | 1400.00 - 1500.00 | 1100.00 - 1350.00 |
| OPA                   | 1750.00 - 2100.00 | 1550.00 - 1700.00 | 1250.00 - 1500.00 | 900.00 - 1200.00  |
| PEKOE                 | 1900.00 - 2350.00 | 1750.00 - 1900.00 | 1500.00 - 1700.00 | 1000.00 - 1300.00 |
| PEKOE1                | 1900.00 - 2350.00 | 1750.00 - 1850.00 | 1650.00 - 1700.00 | 1000.00 - 1400.00 |
| DUST / DUST1          | 950.00 - 1200.00  | 850.00 - 940.00   | 750.00 - 840.00   | 600.00 - 740.00   |





- **Top Prices**
- **Colombo Auction Averages**
- **Agro Climatic District Averages**
- **All Brokers Private Sale Figures**



# TOP PRICES (SALE NO. 12 – 21<sup>ST</sup> / 22<sup>ND</sup> MARCH 2023)



| WESTERN HIGH |   |                   |                |
|--------------|---|-------------------|----------------|
| BOP          |   | Somerset          | 2050.00        |
| BOPSP        |   | Holyrood          | 1500.00        |
|              |   | Somerset          | 1500.00        |
| BOPF/BOPFSP  |   | Holyrood          | 1900.00        |
| FBOP/FBOP1   | * | <b>Venture</b>    | <b>1550.00</b> |
| FBOPF/FBOPF1 | * | <b>Venture</b>    | <b>1360.00</b> |
| BOP1         |   | Karagastalawa     | 1200.00        |
| OP/OPA       |   | Bogahawatte       | 1550.00        |
| OP1          | * | <b>St Andrews</b> | <b>1850.00</b> |
| PEKOE/PEKOE1 |   | Torrington        | 1750.00        |

| WESTERN MEDIUM |   |                 |                |
|----------------|---|-----------------|----------------|
| BOP            | * | <b>Nayapane</b> | <b>2000.00</b> |
| BOPSP          | * | <b>Nayapane</b> | <b>1800.00</b> |
| BOPF/BOPFSP    |   | Uplands         | 1240.00        |
| FBOP/FBOP1     |   | Dartry Valley   | 1850.00        |
|                |   | Harangalla      | 1850.00        |
| FBOPF/FBOPF1   |   | Dartry Valley   | 1600.00        |
| BOP1           | * | <b>Nayapane</b> | <b>1700.00</b> |
| OP/OPA         |   | Dartry Valley   | 1650.00        |
| OP1            |   | Craighead       | 1950.00        |
| PEKOE/PEKOE1   |   | Uplands         | 2050.00        |
|                |   | Dartry Valley   | 2050.00        |

| UDA PUSSELLAWA |  |             |         |
|----------------|--|-------------|---------|
| BOP            |  | Kirklees    | 1080.00 |
| BOPSP          |  | Luckyland   | 1200.00 |
| BOPF/BOPFSP    |  | Luckyland   | 1440.00 |
| FBOP/FBOP1     |  | Blairlomond | 1700.00 |
| FBOPF/FBOPF1   |  | Gordon      | 1240.00 |
|                |  | Delmar      | 1240.00 |
| BOP1           |  | Delmar      | 1700.00 |
| OP/OPA         |  | Alma        | 1550.00 |
| OP1            |  | Alma        | 1600.00 |
| PEKOE/PEKOE1   |  | Alma        | 1900.00 |

| UVA HIGH     |   |                     |                |
|--------------|---|---------------------|----------------|
| BOP          | * | <b>Pitaratmalie</b> | <b>1320.00</b> |
| BOPSP        |   | Ranaya              | 1180.00        |
| BOPF/BOPFSP  |   | Kelliebedde         | 1460.00        |
| FBOP/FBOP1   |   | Aislabay            | 1850.00        |
| FBOPF/FBOPF1 | * | <b>Glenanore</b>    | <b>1400.00</b> |
| BOP1         |   | Glenanore           | 1850.00        |
| OP/OPA       |   | Craig               | 1550.00        |
| OP1          | * | <b>Glenanore</b>    | <b>1850.00</b> |
| PEKOE/PEKOE1 |   | Ranaya              | 1850.00        |

| UVA MEDIUM   |   |                         |                |
|--------------|---|-------------------------|----------------|
| BOP          | * | <b>Halpewatte Uva</b>   | <b>1400.00</b> |
| BOPSP        | * | <b>Sarnia Plaiderie</b> | <b>1200.00</b> |
| BOPF/BOPFSP  |   | El Teb                  | 1460.00        |
| FBOP/FBOP1   |   | Halpewatta Uva          | 1900.00        |
| FBOPF/FBOPF1 |   | Tiniya                  | 1380.00        |
| BOP1         | * | <b>Demodera 'S'</b>     | <b>2000.00</b> |
| OP/OPA       | * | <b>Demodera 'S'</b>     | <b>1650.00</b> |
| OP1          |   | Telbedde                | 1850.00        |
| PEKOE/PEKOE1 |   | Uva Samovar             | 1850.00        |
|              |   | High Spring             | 1850.00        |

| CTC HIGH |   |                      |                |
|----------|---|----------------------|----------------|
| PF1      | * | <b>Ulugedara CTC</b> | <b>1340.00</b> |
| BP1      |   |                      |                |
| BPS      |   |                      |                |
| OF       |   | -                    | -              |

| CTC MEDIUM |   |                  |                |
|------------|---|------------------|----------------|
| PF1        |   | New Peacock CTC  | 1360.00        |
| BP1        | * | <b>Delta CTC</b> | <b>1220.00</b> |
| BPS        |   | Aultmore CTC     | 940.00         |
| OF         |   | -                | -              |

| NUWARA ELIYA |   |                    |                |
|--------------|---|--------------------|----------------|
| BOP          | * | <b>Lovers Leap</b> | <b>1700.00</b> |
| BOPSP        |   | Kenmare            | 1040.00        |
| BOPF/BOPFSP  | * | <b>Lovers Leap</b> | <b>1460.00</b> |
| FBOP/FBOP1   |   | Court Lodge        | 1750.00        |
| OP/OPA       |   | Kenmare            | 1360.00        |
| PEKOE/PEKOE1 | * | <b>Lovers Leap</b> | <b>1900.00</b> |

| CTC LOW |     |                       |                |
|---------|-----|-----------------------|----------------|
| PF1     | *   | <b>Hingalgoda CTC</b> | <b>1650.00</b> |
| BP1     | *** | <b>Ceciliyan CTC</b>  | <b>1750.00</b> |
| BPS     | *   | <b>Canora CTC</b>     | <b>800.00</b>  |
| OF      |     | -                     | -              |



# TOP PRICES (SALE NO. 12 – 21<sup>ST</sup> / 22<sup>ND</sup> MARCH 2023)



| LOW    |   |                         |                |
|--------|---|-------------------------|----------------|
| BOP    |   | Wathurawila             | 2500.00        |
| BOPSP  |   | Suduwelipothahena Super | 1950.00        |
| BOPF   | * | <b>Ceciliyan</b>        | <b>2250.00</b> |
| BOPFSP |   | Golden Garden           | 1480.00        |
| FBOP   |   | Sithaka                 | 2900.00        |
| FBOP1  |   | Sithaka                 | 2350.00        |
| FBOPF  | * | <b>Ceciliyan</b>        | <b>1650.00</b> |
| FBOPF1 |   | Hidellana               | 1750.00        |
| BOP1   |   | Sithaka                 | 3450.00        |
| OP1    |   | Pothotuwa               | 3450.00        |
| OP     |   | Mulatiyana Hills        | 2050.00        |
| OPA    |   | Nilgiri                 | 2100.00        |
| PEKOE  |   | Lumbini                 | 2350.00        |
|        |   | Brombil                 | 2350.00        |
|        |   | New Mahendra            | 2350.00        |
| PEKOE1 |   | A C U Super             | 2350.00        |
|        |   | Galatara                | 2350.00        |

| PREMIUM    |  |                |         |
|------------|--|----------------|---------|
| FBOPFSP    |  | Veddagala      | 3600.00 |
| FBOPFEXSP  |  | Brombil        | 5950.00 |
| FBOPFEXSP1 |  | Captain Garden | 3600.00 |

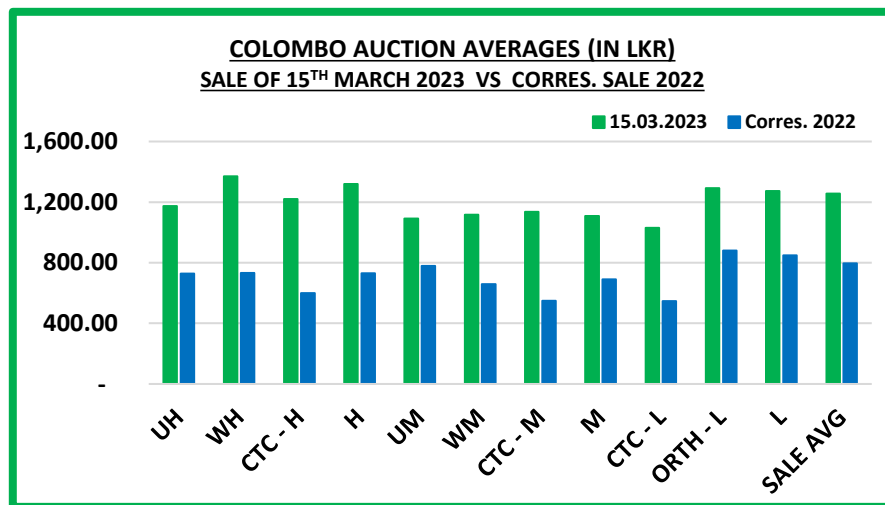
| DUST   |   |                  |                |
|--------|---|------------------|----------------|
| DUST1  |   | St. Coombs       | 2000.00        |
|        |   | Strathspey       | 2000.00        |
| P.DUST | * | <b>Delta CTC</b> | <b>1400.00</b> |

| OFF GRADES |   |                       |                |
|------------|---|-----------------------|----------------|
| FNGS/FNGS1 | * | <b>Gouravilla</b>     | <b>1420.00</b> |
| PFNGS      | * | <b>Hingalgoda CTC</b> | <b>1340.00</b> |
| BM         |   | Kurunduwatte          | 1260.00        |
| BP         |   | Fakon Lanka           | 1300.00        |
| BOP1A      |   | Chandrika Estate      | 1650.00        |
|            |   | Aldora                | 1650.00        |

**\*\* MORE THAN ONE TOP PRICE OBTAINED**  
**\* TEAS SOLD BY JOHN KEELLS PLC**  
**+ ALL TIME RECORD PRICE**  
**++ ALL TIME RECORD PRICE EQUALED**

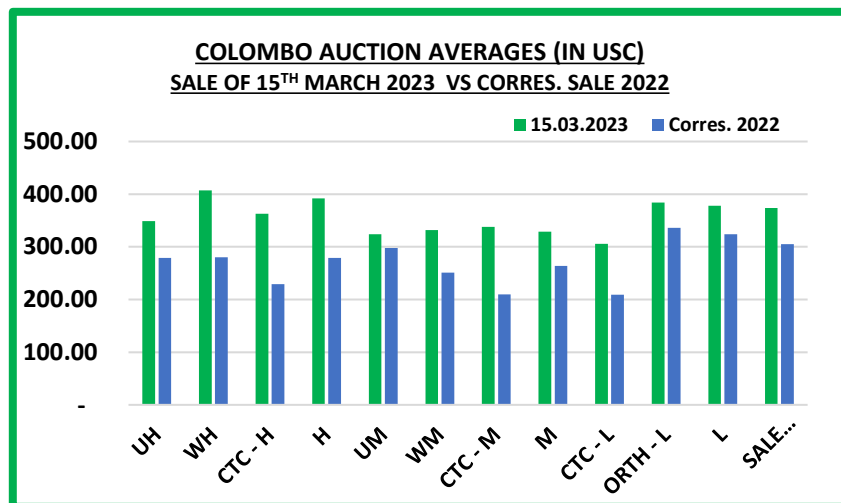


# COLOMBO AUCTION AVERAGES



|                                | Sale of<br>08/03/2023<br>In LKR | Sale of<br>15/03/2023<br>In LKR | Corres.<br>2022<br>In LKR |
|--------------------------------|---------------------------------|---------------------------------|---------------------------|
| Uva High Grown                 | 1168.34                         | 1173.87                         | 728.88                    |
| Western High Grown             | 1311.18                         | 1370.33                         | 732.09                    |
| CTC High Grown                 | 1176.59                         | 1220.39                         | 599.87                    |
| <b>Summary of High Grown</b>   | <b>1275.12</b>                  | <b>1319.31</b>                  | <b>731.17</b>             |
| Uva Medium Grown               | 1133.21                         | 1091.40                         | 778.80                    |
| Western Medium Grown           | 1101.01                         | 1116.21                         | 657.64                    |
| CTC Medium Grown               | 1090.40                         | 1136.69                         | 548.53                    |
| <b>Summary of Medium Grown</b> | <b>1109.89</b>                  | <b>1107.85</b>                  | <b>689.87</b>             |
| CTC Low Grown                  | 956.54                          | 1030.33                         | 547.05                    |
| Orthodox Low Grown             | 1316.03                         | 1291.96                         | 879.46                    |
| <b>Summary of Low Grown</b>    | <b>1296.98</b>                  | <b>1272.58</b>                  | <b>848.39</b>             |
| <b>TOTAL SALE AVERAGE</b>      | <b>1267.07</b>                  | <b>1256.96</b>                  | <b>796.95</b>             |

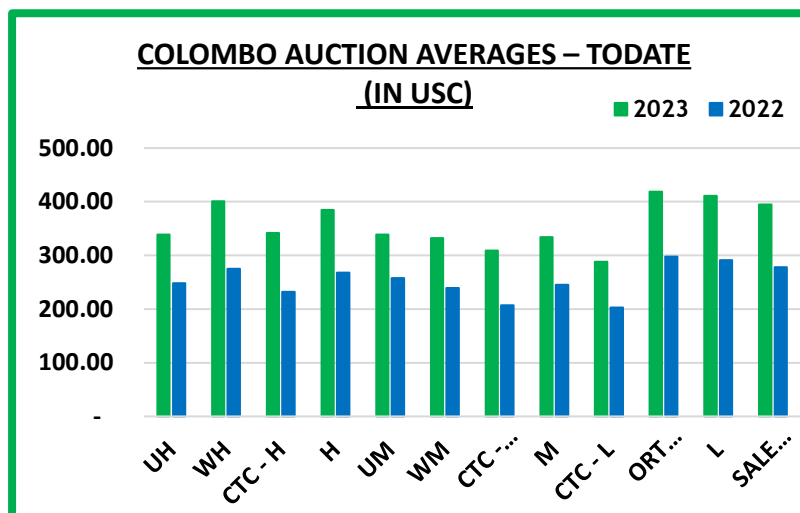
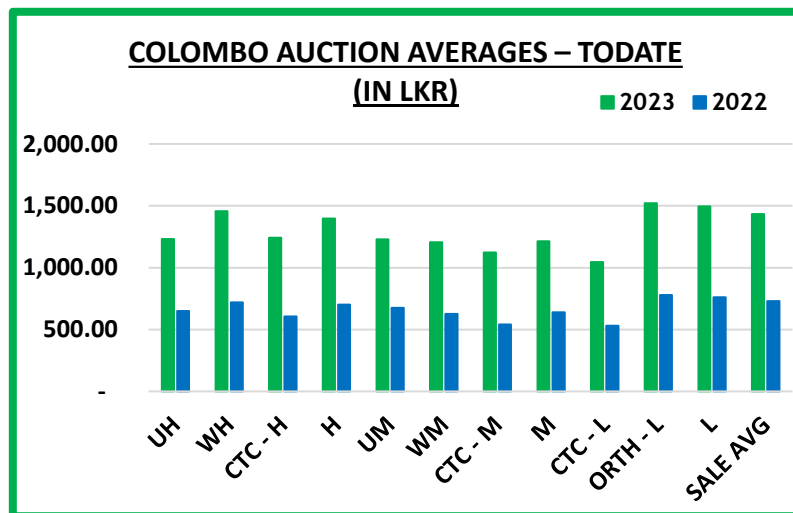
# COLOMBO AUCTION AVERAGES



|                                | Sale of<br>08/03/2023<br>In USC | Sale of<br>15/03/2023<br>In USC | Corres.<br>2022<br>In USC |
|--------------------------------|---------------------------------|---------------------------------|---------------------------|
| Uva High Grown                 | 359                             | 349                             | 279                       |
| Western High Grown             | 402                             | 407                             | 280                       |
| CTC High Grown                 | 361                             | 363                             | 229                       |
| <b>Summary of High Grown</b>   | <b>391</b>                      | <b>392</b>                      | <b>279</b>                |
| Uva Medium Grown               | 348                             | 324                             | 298                       |
| Western Medium Grown           | 338                             | 332                             | 251                       |
| CTC Medium Grown               | 335                             | 338                             | 210                       |
| <b>Summary of Medium Grown</b> | <b>341</b>                      | <b>329</b>                      | <b>264</b>                |
| CTC Low Grown                  | 294                             | 306                             | 209                       |
| Orthodox Low Grown             | 404                             | 384                             | 336                       |
| <b>Summary of Low Grown</b>    | <b>398</b>                      | <b>378</b>                      | <b>324</b>                |
| <b>TOTAL SALE AVERAGE</b>      | <b>389</b>                      | <b>374</b>                      | <b>305</b>                |



# COLOMBO AUCTION AVERAGES



| January to Date (Sale No.11)   | 2023 LKR       | 2022 LKR      | 2023 USC   | 2022 USC   |
|--------------------------------|----------------|---------------|------------|------------|
| Uva High Grown                 | 1230.96        | 649.63        | 339        | 248        |
| Western High Grown             | 1457.47        | 720.36        | 401        | 275        |
| CTC High Grown                 | 1241.19        | 606.06        | 342        | 232        |
| <b>Summary of High Grown</b>   | <b>1397.89</b> | <b>700.89</b> | <b>385</b> | <b>268</b> |
| Uva Medium Grown               | 1230.12        | 676.31        | 339        | 258        |
| Western Medium Grown           | 1206.35        | 626.15        | 332        | 239        |
| CTC Medium Grown               | 1121.71        | 540.96        | 309        | 207        |
| <b>Summary of Medium Grown</b> | <b>1213.29</b> | <b>640.51</b> | <b>334</b> | <b>245</b> |
| CTC Low Grown                  | 1046.11        | 530.24        | 288        | 203        |
| Orthodox Low Grown             | 1521.97        | 780.06        | 419        | 298        |
| <b>Summary of Low Grown</b>    | <b>1495.23</b> | <b>761.72</b> | <b>411</b> | <b>291</b> |
| <b>TOTAL SALE AVERAGE</b>      | <b>1434.27</b> | <b>728.50</b> | <b>395</b> | <b>278</b> |





# COLOMBO AUCTION AVERAGES

| FROM 01 <sup>ST</sup> TO 15 <sup>TH</sup> MARCH 2023 | LKR            |
|--|----------------|
| Uva High Grown                                       | 1177.42        |
| Western High Grown                                   | 1359.10        |
| <b>Summary of High Grown</b>                         | <b>1312.90</b> |
| Uva Medium Grown                                     | 1111.50        |
| Western Medium Grown                                 | 1108.16        |
| <b>Summary of Medium Grown</b>                       | <b>1109.18</b> |
| <b>Summary of Low Grown</b>                          | <b>1279.36</b> |
| <b>TOTAL SALE AVERAGE</b>                            | <b>1261.68</b> |



## SUB DISTRICT AVERAGE PRICES DURING THE MONTH OF JANUARY 2023

| SUB DISTRICTS                              | MONTH  | CUM.   | SUB DISTRICTS                     | MONTH  | CUM.   |
|--|--------|--------|-----------------------------------|--------|--------|
| <b>(A) NUWARA ELIYA</b>                    | 707.80 | 707.80 | <b>(D) UDA PUSSELLAWA</b>         |        |        |
|  |        |        | (i) Uda Pussellawa / Halgranoya   | 606.39 | 606.39 |
| <b>(B) WESTERNS</b>                        |        |        | (ii) Maturata                     | 588.11 | 588.11 |
| (i) Ramboda                                | 716.74 | 716.74 |                                   |        |        |
| (ii) Pundaluoya                            | 635.59 | 635.59 | <b>(E) UVAS</b>                   |        |        |
| (iii) Agarapatana                          | 679.45 | 679.45 | (i) Koslanda / Haldumulla         | 792.27 | 792.27 |
| (iv) Nanuoya/ Lindula/ Talawakelle         | 770.11 | 770.11 | (ii) Haputale                     | 640.52 | 640.52 |
| (v) Patana / Kotagala                      | 664.92 | 664.92 | (iii) Bandarawela / Poonagalla    | 572.13 | 572.13 |
| (vi) Hatton / Dickoya                      | 696.01 | 696.01 | (iv) Malwatte / Welimada          | 600.00 | 600.00 |
| (vii) Bogawantalawa                        | 719.34 | 719.34 | (v) Demodara / Haliella / Badulla | 663.14 | 663.14 |
| (viii) Upcot / Maskeliya                   | 723.04 | 723.04 | (vi) Ella / Namunukula            | 566.11 | 566.11 |
|  |        |        | (vii) Passara / Lunugalla         | 626.20 | 626.20 |
| <b>(C) MEDIUMS</b>                         |        |        | (viii) Madulsima                  | 581.91 | 581.91 |
| (i) Watawala/ Ginigathhena / Norton Bridge | 548.84 | 548.84 |                                   |        |        |
| (ii) Pussellawa / Hewaheta                 | 640.50 | 640.50 | <b>(F) LOW GROWNS</b>             |        |        |
| (iii) Kotmale                              | 720.44 | 720.44 | (i) Deniyaya                      | 822.42 | 822.42 |
| (iv) Gampola / Nawalapitiya / Dolosbage    | 624.08 | 624.08 | (ii) Galle                        | 755.32 | 755.32 |
| (v) Nilambe / Hantane / Galaha             | 646.80 | 646.80 | (iii) Kalutara                    | 688.64 | 688.64 |
| (vi) Kadugannawa                           | 595.90 | 595.90 | (iv) Kegalle                      | 663.44 | 663.44 |
| (vii) Madulkelle / Knuckles / Rangala      | 544.35 | 544.35 | (v) Kellani Valley                | 776.76 | 776.76 |
| (viii) Hunnasgiriya / Matale / Yakdessa    | 565.14 | 565.14 | (vi) Kandy / Matale / Kurunegala  | 534.90 | 534.90 |
| (ix) Balangoda / Rakwana                   | 661.99 | 661.99 | (vii) Matara                      | 805.10 | 805.10 |
|  |        |        | (viii) Morawaka                   | 751.70 | 751.70 |
|  |        |        | (ix) Ratnapura                    | 744.45 | 744.45 |
|  |        |        | (x) Balangoda                     | 673.56 | 673.56 |

SOURCE : SRI LANKA TEA BOARD



## SUB DISTRICT AVERAGE PRICES DURING THE MONTH OF FEBRUARY 2023

| SUB DISTRICTS                              | MONTH    | CUM.     | SUB DISTRICTS                     | MONTH    | CUM.     |
|--|----------|----------|-----------------------------------|----------|----------|
| <b>(A) NUWARA ELIYA</b>                    | 1354.89  | 1361.91  | <b>(D) UDA PUSSELLAWA</b>         |          |          |
|  |          |          | (i) Uda Pussellawa / Halgranoya   | 1,135.16 | 1,140.29 |
| <b>(B) WESTERNS</b>                        |          |          | (ii) Maturata                     | 1,167.55 | 1,157.29 |
| (i) Ramboda                                | 1,359.01 | 1,384.60 |                                   |          |          |
| (ii) Pundaluoya                            | 1,295.74 | 1,296.75 | <b>(E) UVAS</b>                   |          |          |
| (iii) Agarapatana                          | 1,432.53 | 1,439.81 | (i) Koslanda / Haldumulla         | 1,628.26 | 1,615.32 |
| (iv) Nanuoya/ Lindula/ Talawakelle         | 1,589.42 | 1,571.44 | (ii) Haputale                     | 1,389.51 | 1,359.11 |
| (v) Patana / Kotagala                      | 1,424.66 | 1,449.51 | (iii) Bandarawela / Poonagalla    | 1,329.45 | 1,277.79 |
| (vi) Hatton / Dickoya                      | 1,416.21 | 1,398.58 | (iv) Malwatte / Welimada          | 1,138.57 | 1,145.74 |
| (vii) Bogawantalawa                        | 1,500.01 | 1,495.41 | (v) Demodara / Haliella / Badulla | 1,254.69 | 1,274.74 |
| (viii) Upcot / Maskeliya                   | 1,508.47 | 1,524.26 | (vi) Ella / Namunukula            | 1,193.25 | 1,170.17 |
|  |          |          | (vii) Passara / Lunugalla         | 1,266.32 | 1,271.58 |
| <b>(C) MEDIUMS</b>                         |          |          | (viii) Madulsima                  | 1,106.85 | 1,105.40 |
| (i) Watawala/ Ginigathhena / Norton Bridge | 1,147.47 | 1,134.70 |                                   |          |          |
| (ii) Pussellawa / Hewaheta                 | 1,391.19 | 1,394.97 | <b>(F) LOW GROWNS</b>             |          |          |
| (iii) Kotmale                              | 1,382.75 | 1,366.29 | (i) Deniyaya                      | 1,669.43 | 1,709.94 |
| (iv) Gampola / Nawalapitiya / Dolosbage    | 1,286.36 | 1,262.55 | (ii) Galle                        | 1,557.70 | 1,591.78 |
| (v) Nilambe / Hantane / Galaha             | 1,298.01 | 1,325.59 | (iii) Kalutara                    | 1,382.52 | 1,390.38 |
| (vi) Kadugannawa                           | 1,130.66 | 1,153.86 | (iv) Kegalle                      | 1,300.50 | 1,339.96 |
| (vii) Madulkelle / Knuckles / Rangala      | 1,081.69 | 1,149.74 | (v) Kellani Valley                | 1,443.86 | 1,499.54 |
| (viii) Hunnagiriya / Matale / Yakdessa     | 1,020.03 | 1,025.21 | (vi) Kandy / Matale / Kurunegala  | 1,031.81 | 1,095.87 |
| (ix) Balangoda / Rakwana                   | 1,331.15 | 1,315.84 | (vii) Matara                      | 1,636.65 | 1,687.39 |
|  |          |          | (viii) Morawaka                   | 1,591.94 | 1,599.16 |
|  |          |          | (ix) Ratnapura                    | 1,503.15 | 1,529.26 |
|  |          |          | (x) Balangoda                     | 1,362.92 | 1,364.05 |

SOURCE : SRI LANKA TEA BOARD



# ALL BROKERS PRIVATE SALE FIGURES (FOR THE PERIOD – 13<sup>TH</sup> TO 18<sup>TH</sup> MARCH 2023)

|                  | WEEKLY    | TODATE     |
|------------------|-----------|------------|
| High & Medium    | 37,742.10 | 510,790.45 |
| Low              | 7,604.00  | 112,969.50 |
| Green Tea        | 46,216.00 | 365,180.25 |
| Organic Tea      | 8,275.00  | 84,075.00  |
| BMF              | 57,242.00 | 562,873.00 |
| Direct Sales     | -         | -          |
| Forward Contract | 11,160.00 | 673,408.00 |





- **Crop and Weather**
- **Crop Figures**
- **Tea News**

## CROP AND WEATHER - FOR THE PERIOD OF – 13<sup>TH</sup> TO 19<sup>TH</sup> MARCH 2023



### **Western**

Bright mornings with evening showers were reported throughout the week in Agarapatana, Bogowantalawa and Dickoya.



### **Nuwara Eliya**

Sunny mornings and dull evenings with occasional showers were experienced in Nuwara Eliya and kandapola districts.



### **Uva**

Dull weather conditions with evening showers were reported throughout the week in Haputale whilst, Bright mornings with evening showers was recorded in Lunugala and Badulla.



### **Low Grown**

Bright mornings with evening showers were reported throughout the week in Rathnapura, Galle and Deniyaya districts.



### **Crop**

Crop intakes are moderate.

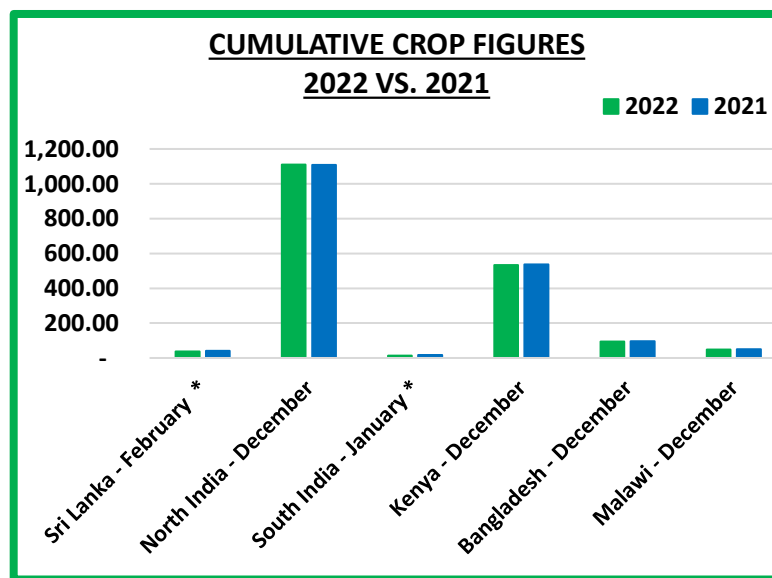
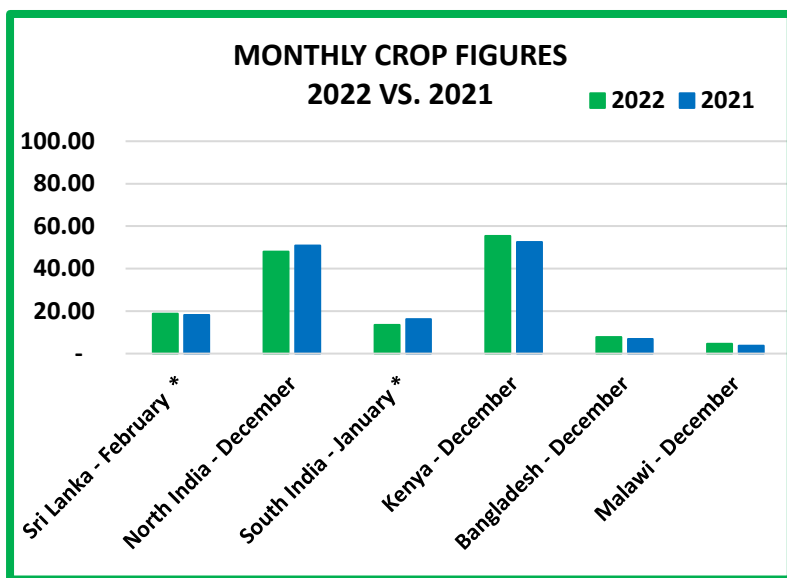




# CROP FIGURES OF MAJOR PRODUCING & EXPORTING COUNTRIES

| Country     | Month    | 2022<br>* 2023 | 2021<br>* 2022 | Cumulative<br>+ Inc. / Dec. | Cumulative    | 2022<br>* 2023 | 2021<br>* 2022 | Cumulative<br>+ Inc. / Dec. |
|-------------|----------|----------------|----------------|-----------------------------|---------------|----------------|----------------|-----------------------------|
| Sri Lanka   | February | * 18.71        | * 18.16        | + 0.55                      | Upto February | * 37.96        | * 40.98        | - 3.02                      |
| North India | December | 47.95(E)       | 50.84          | - 2.89                      | Upto December | 1110.37(E)     | 1108.04        | + 2.33                      |
| South India | January  | * 13.43(E)     | * 16.22        | - 2.79                      | Upto January  | * 13.43(E)     | * 16.22        | - 2.79                      |
| Kenya       | December | 55.32          | 52.52          | + 2.80                      | Upto December | 533.31         | 537.83         | - 4.52                      |
| Bangladesh  | December | 7.78           | 6.93           | + 0.85                      | Upto December | 93.83          | 96.51          | - 2.68                      |
| Malawi      | December | 4.62           | 3.76           | + 0.86                      | Upto December | 47.76          | 50.57          | - 2.81                      |

(E) - Estimated



# SRI LANKA TEA CROP

We give below the Sri Lanka Tea Crop for the month of February 2023 together with January / February 2023, and the corresponding figures for 2022.



|                        | FEBRUARY          |                   | JANUARY – FEBRUARY |                   |
|------------------------|-------------------|-------------------|--------------------|-------------------|
| ORTHODOX               | 2 0 2 3           | 2 0 2 2           | 2 0 2 3            | 2 0 2 2           |
| High Grown             | 3,789,557         | 3,859,139         | 7,050,000          | 8,633,822         |
| Medium Grown           | 2,486,202         | 2,286,283         | 4,434,312          | 5,319,021         |
| Low Grown              | 10,632,527        | 10,165,119        | 22,902,696         | 22,715,480        |
| T O T A L              | <b>16,908,286</b> | <b>16,310,541</b> | <b>34,387,008</b>  | <b>36,668,323</b> |
|                        |                   |                   |                    |                   |
| CTC                    |                   |                   |                    |                   |
| High Grown             | 404,264           | 388,510           | 691,122            | 945,244           |
| Medium Grown           | 487,341           | 472,303           | 963,307            | 1,225,106         |
| Low Grown              | 724,927           | 844,266           | 1,571,720          | 1,770,467         |
| T O T A L              | <b>1,616,532</b>  | <b>1,705,079</b>  | <b>3,226,149</b>   | <b>3,940,817</b>  |
|                        |                   |                   |                    |                   |
| TOTAL BLACK PRODUCTION |                   |                   |                    |                   |
| High Grown             | 4,193,821         | 4,247,649         | 7,741,122          | 9,579,066         |
| Medium Grown           | 2,973,542         | 2,758,585         | 5,397,619          | 6,544,127         |
| Low Grown              | 11,357,454        | 11,009,385        | 24,474,416         | 24,485,947        |
| T O T A L              | <b>18,524,817</b> | <b>18,015,619</b> | <b>37,613,157</b>  | <b>40,609,139</b> |
|                        |                   |                   |                    |                   |
| GREEN TEA              |                   |                   |                    |                   |
| High Grown             | 93,546            | 89,025            | 177,049            | 207,837           |
| Medium Grown           | 96,182            | 58,307            | 173,820            | 163,971           |
| Low Grown              | 708               | 507               | 1,200              | 509               |
| T O T A L              | <b>190,435</b>    | <b>147,839</b>    | <b>352,069</b>     | <b>372,316</b>    |
|                        |                   |                   |                    |                   |
| TOTAL PRODUCTION       |                   |                   |                    |                   |
| High Grown             | 4,287,367         | 4,336,674         | 7,918,171          | 9,786,902         |
| Medium Grown           | 3,069,724         | 2,816,892         | 5,571,439          | 6,708,097         |
| Low Grown              | 11,358,162        | 11,009,892        | 24,475,617         | 24,486,456        |
| TOTAL                  | <b>18,715,252</b> | <b>18,163,458</b> | <b>37,965,227</b>  | <b>40,981,456</b> |

SOURCE : SRI LANKA TEA BOARD



# SRI LANKA TEA CROP - Continued;



| Tea Production February 2023                 |               |            |         |          |                      |            |            |          |
|--|---------------|------------|---------|----------|----------------------|------------|------------|----------|
| Black Tea Production According To Elevations |               |            |         |          |                      |            |            |          |
| Elevation                                    | February (Kg) |            |         |          | January to Date (Kg) |            |            |          |
|  | 2023          | 2022       | Change  | % Change | 2023                 | 2022       | Change     | % Change |
| High   | 4,287,367     | 4,336,674  | -49,307 | -1%      | 7,918,171            | 9,786,902  | -1,868,731 | -19.09%  |
| Medium                                       | 3,069,724     | 2,816,892  | 252,832 | 9%       | 5,571,439            | 6,708,097  | -1,136,658 | -16.94%  |
| Low  | 11,358,162    | 11,009,892 | 348,270 | 3%       | 24,475,617           | 24,486,456 | -10,839    | -0.04%   |
| Total  | 18,715,252    | 18,163,458 | 551,794 | 3%       | 37,965,227           | 40,981,456 | -3,016,229 | -7.36%   |
| Tea Production According To Categories       |               |            |         |          |                      |            |            |          |
| Production                                   | February (Kg) |            |         |          | January to Date (Kg) |            |            |          |
|  | 2023          | 2022       | Change  | % Change | 2023                 | 2022       | Change     | % Change |
| Orthodox                                     | 16,908,286    | 16,310,541 | 597,745 | 4%       | 34,387,008           | 36,668,323 | -2,281,315 | -6.22%   |
| CTC  | 1,616,532     | 1,705,079  | -88,547 | -5%      | 3,226,149            | 3,940,817  | -714,668   | -18.14%  |
| Green Tea                                    | 190,435       | 147,839    | 42,596  | 29%      | 352,069              | 372,316    | -20,247    | -5.44%   |
| Total  | 18,715,252    | 18,163,458 | 551,794 | 3%       | 37,965,227           | 40,981,456 | -3,016,229 | -7.36%   |

SOURCE : SRI LANKA TEA BOARD



# TEA NEWS AROUND THE GLOBE

## MOMBASA MARKET

SALE NO. 12 – SALE OF 20<sup>TH</sup>, 21<sup>ST</sup> & 22<sup>ND</sup> MARCH 2023

There was fairly good but irregular demand for the 206,857 packages (13,861,988.00 kilos) on offer with 30.27% remaining unsold.

### OFFERINGS

|                  |   |  |
|------------------|---|--|
| Leaf Grades      | - | 105,860 packages (6,953,612.00 kilos) – 30.42% unsold. |
| Dust Grades      | - | 74,840 packages (5,587,274.00 kilos) – 34.74% unsold.  |
| Secondary Grades | - | 26,157 packages (1,321,102.00 kilos) – 16.90% unsold.  |

### MARKETS

**Pakistan Packers, UK, Yemen and other Middle Eastern countries** maintained useful activity with reduced enquiry from **Egyptian Packers** and **Afghanistan**. **Iran** lent more support with **Sudan** active but selective. **Russia, Kazakhstan** and **other CIS states** showed more selective interest while **Bazaar** were quiet. **Local Packers** were less active with **Somalia** active but at lower levels.

### LEAF GRADES (M2)

#### BP1:

**Best** – Very irregular following quality with some teas firm to USC22 dearer and select invoices appreciating by USC62, USC83 and USC104 while others eased by up to USC38.

**Brighter** – Varied between steady to USC15 dearer to easier by up to USC16 with a few invoices shedding USC36.

**Mediums** – KTDA mediums were irregular and ranged between firm to USC21 dearer to USC10 below previous prices. Plantation mediums saw reduced competition and lost up to USC19 but select improved invoices gained up to USC28.

**Lower Mediums** – Irregularly dearer by up to USC42 with a few teas however losing up to USC6.

**Plainer** – Were irregular varying between firm to USC10 dearer to easier by up to USC13.

#### PF1:

**Best** – Were easier by up to USC20.

**Brighter** – Saw less competition at steady to USC20 below last rates with select invoices losing up to USC64.

**Mediums** – KTDA mediums were firm to USC14 easier while plantation mediums shed up to USC26 but a few teas advanced by up to USC8.

**Lower Mediums** – Were irregular ranging between steady to USC22 dearer to easier by up to USC38.

**Plainer** – Varied between firm to USC12 dearer to easier by USC14 below with a few lines discounted by USC28 and USC29.

### DUST GRADES (M1)

#### PD

**Best** – Were irregular varying between firm to USC16 dearer to easier by up to USCC30.

**Brighter** – Ranged between steady to USC14 dearer to easier by up to USC11.

**Mediums** – KTDA mediums were firm to USC12 below previous levels while plantation mediums shed up to USC16.

**Lower Medium** – Met reduced competition and lost up to USC33.

**Plainer** – Were easier by up to USC34.



# TEA NEWS AROUND THE GLOBE



## MOMBASA MARKET – Continued ;

### DUST1:

**Best** – Varied between steady to USC12 above last levels to easier by up to USC9.

**Brighter** – Were irregular ranging between firm to USC9 dearer to easier by up to USC4.

**Mediums** – KTDA mediums varied between steady to USC10 dearer to easier by up to USC8 while plantation mediums saw improved interest and were firm to USC20 above previous rates.

**Lower Medium** – Varied between dearer by USC10 to easier by USC13.

**Plainer** – Shed up to USC19.

### SECONDARY GRADES (S1)

In the Secondary Catalogues, best **BPs** were irregularly easier while other held value; **PFs** were barely steady. Clean well sorted coloury **Fannings** were discounted while **similar DUSTs** held value. **Other Fannings** met irregular competition with **DUSTs** firm. **BMFs** were readily absorbed.

| QUOTATIONS           | BROKENS   | FANNINGS  |
|----------------------|-----------|-----------|
| Best                 | 262 – 512 | 272 – 300 |
| Good                 | 260 – 318 | 262 – 308 |
| Good Medium          | 255 – 290 | 262 – 291 |
| Medium (KTDA)        | 250 – 276 | 244 – 286 |
| Medium (Plantations) | 180 – 246 | 195 – 246 |
| Lower Medium         | 121 – 226 | 128 – 218 |
| Plainer              | 104 – 168 | 103 – 198 |

| AUCTION | KENYA 2022<br>\$ | KENYA 2023<br>\$ | TOTAL 2022<br>\$ | TOTAL 2023<br>\$ |
|---------|------------------|------------------|------------------|------------------|
| 09      | 2.63             | 2.42             | 2.45             | 2.23             |
| 10      | 2.52             | 2.43             | 2.31             | 2.26             |
| 11      | 2.49             | 2.42             | 2.30             | 2.28             |

SOURCE : AFRICA TEA BROKERS LTD.



# UPCOMING AUCTION DETAILS

| Auction No.                         | 14   |           | 13   |           |
|-------------------------------------|--|-----------|--|-----------|
| Dates                               | 03 <sup>rd</sup> / 04 <sup>th</sup> April 2023 |           | 28 <sup>th</sup> / 29 <sup>th</sup> March 2023 |           |
|                                     | No. of Lots                                    | Qty – kg  | No. of Lots                                    | Qty – kg  |
| Ex-Estate                           | 721  | 778,764   | 707  | 742,311   |
| Main Sale Total                     | 9,737  | 4,626,352 | 9,788  | 4,413,379 |
| High & Medium                       | 1,487  | 669,387   | 1,550  | 676,827   |
| Low Grown – Leafy                   | 2,014  | 770,159   | 2,004  | 726,100   |
| Low Grown – Semi Leafy              | 1,514  | 664,457   | 1,468  | 606,846   |
| Low Grown Tippy                     | 1,750  | 850,087   | 1,936  | 918,360   |
| Premium / Flowery                   | 214  | 38,785    | 348  | 55,289    |
| Off Grades                          | 2,186  | 1,110,820 | 1,987  | 979,571   |
| Dust                                | 572  | 522,657   | 495  | 450,386   |
| Grand Total                         | 10,458   | 5,405,116 | 10,495   | 5,155,690 |
| Reprints                            | 689  | 329,955   | 1,529  | 678,596   |
|                                     |  |           |  |           |
| <b>Total No. of Lots on Offer</b>   | <b>10,458</b>                                  |           | <b>10,495</b>                                  |           |
| <b>Total Quantity on Offer (kg)</b> | <b>5,405,116</b>                               |           | <b>5,155,690</b>                               |           |





## SCHEDULED CLOSING DATES

| Auction No. | Date of Sale                                   | Ex-Estate  | Main Sale  |
|-------------|--|------------|------------|
| 15          | 18 <sup>th</sup> / 19 <sup>th</sup> April 2023 | 23/03/2023 | 23/03/2023 |
| 16          | 25 <sup>th</sup> / 26 <sup>th</sup> April 2023 | 30/03/2023 | 30/03/2023 |
| 17          | 02 <sup>nd</sup> / 03 <sup>rd</sup> May 2023   | 06/04/2023 | 06/04/2023 |

## PROMPT DATES

| Auction No. | Buyers     | Sellers    |
|-------------|------------|------------|
| 13          | 04/04/2023 | 06/04/2023 |
| 14          | 10/04/2023 | 11/04/2023 |
| 15          | 25/04/2023 | 26/04/2023 |



## ORDER OF SALE (SALE NO. 13 – 28<sup>TH</sup> / 29<sup>TH</sup> MARCH 2023)

| Main Sale Order – 1<br>(Leafy / Semi Leafy / Tippy / Premium / 1A) | Main Sale Order – 2<br>(H & M / Off Grade / Dust) | Ex-Estate                             |
|--|---|---------------------------------------|
| MERCANTILE PRODUCE BROKERS (PVT) LTD                               | LANKA COMMODITY BROKERS LTD                       | ASIA SIYAKA COMMODITIES PLC.          |
| FORBES & WALKER TEA BROKERS (PVT) LTD                              | BARTLEET PRODUCE MARKETING (PVT) LTD              | BARTLEET PRODUCE MARKETING (PVT) LTD  |
| ASIA SIYAKA COMMODITIES PLC.                                       | FORBES & WALKER TEA BROKERS (PVT) LTD             | FORBES & WALKER TEA BROKERS (PVT) LTD |
| EASTERN BROKERS. LTD.  | MERCANTILE PRODUCE BROKERS (PVT) LTD              | EASTERN BROKERS. LTD.                 |
| CEYLON TEA BROKERS PLC   | ASIA SIYAKA COMMODITIES PLC.                      | CEYLON TEA BROKERS PLC                |
| <b>JOHN KEELLS PLC</b>   | <b>JOHN KEELLS PLC</b>                            | LANKA COMMODITY BROKERS LTD           |
| LANKA COMMODITY BROKERS LTD  | EASTERN BROKERS. LTD.                             | <b>JOHN KEELLS PLC</b>                |
| BARTLEET PRODUCE MARKETING (PVT) LTD                               | CEYLON TEA BROKERS PLC                            | MERCANTILE PRODUCE BROKERS (PVT) LTD  |

[ DB : HR / SG ]



# TEA SALE ARRANGEMENTS



## COLOMBO TEA TRADERS' ASSOCIATION

C/o. THE CEYLON CHAMBER OF COMMERCE, P.O.Box 274, No. 50, NAVAM MAWATHA, COLOMBO 02.  
Telephone: 5588849; Facsimile: 2449352; E-Mail ; hemaratne@chamber.lk

CIRCULAR NO. 07 OF 2023

MARCH 03, 2023

### TEA SALE ARRANGEMENTS FOR 02<sup>nd</sup> QUARTER 2023 – APRIL / MAY / JUNE

| Sale No. | Date of Sale |                                     | Catalogue Closing Dates |           | Prompt Dates |            | 10% Payment | E-Platform Levy Prompt Dates |            |
|----------|--------------|-------------------------------------|-------------------------|-----------|--------------|------------|-------------|------------------------------|------------|
|          |              |                                     | Ex-Estate               | Main Sale | Buyers       | Sellers    |             | Buyers                       | Sellers    |
| APRIL    |              |                                     |                         |           |              |            |             |                              |            |
| 14       | Mon/Tue      | 03 <sup>rd</sup> / 04 <sup>th</sup> | 16/03/2023              | 4.30 pm   | 10/04/2023   | 11/04/2023 | 10/04/2023  | 10/04/2023                   | 12/04/2023 |
| 15       | Tue/Wed      | 18 <sup>th</sup> / 19 <sup>th</sup> | 23/03/2023              | 4.30 pm   | 25/04/2023   | 26/04/2023 | 21/04/2023  | 25/04/2023                   | 27/04/2023 |
| 16       | Tue/Wed      | 25 <sup>th</sup> / 26 <sup>th</sup> | 30/03/2023              | 4.30 pm   | 02/05/2023   | 03/05/2023 | 28/04/2023  | 02/05/2023                   | 04/05/2023 |



# TEA SALE ARRANGEMENTS – Continued,

| Sale No. | Date of Sale |                                     | Catalogue Closing Dates |           | Prompt Dates |            | 10% Payment | E-Platform Levy Prompt Dates |            |
|----------|--------------|-------------------------------------|-------------------------|-----------|--------------|------------|-------------|------------------------------|------------|
|          |              |                                     | Ex-Estate               | Main Sale | Buyers       | Sellers    |             | Buyers                       | Sellers    |
| MAY      |              |                                     |                         |           |              |            |             |                              |            |
| 17       | Tue/Wed      | 02 <sup>nd</sup> / 03 <sup>rd</sup> | 06/04/2023 4.30 pm      |           | 09/05/2023   | 10/05/2023 | 08/05/2023  | 09/05/2023                   | 11/05/2023 |
| 18       | Tue/Wed      | 09 <sup>th</sup> / 10 <sup>th</sup> | 20/04/2023 4.30 pm      |           | 16/05/2023   | 17/05/2023 | 12/05/2023  | 16/05/2023                   | 18/05/2023 |
| 19       | Tue/Wed      | 16 <sup>th</sup> / 17 <sup>th</sup> | 27/04/2023 4.30 pm      |           | 23/05/2023   | 24/05/2023 | 19/05/2023  | 23/05/2023                   | 25/05/2023 |
| 20       | Tue/Wed      | 23 <sup>rd</sup> / 24 <sup>th</sup> | 04/05/2023 4.30 pm      |           | 30/05/2023   | 31/05/2023 | 26/05/2023  | 30/05/2023                   | 01/06/2023 |
| 21       | Tue/Wed      | 30 <sup>th</sup> / 31 <sup>st</sup> | 11/05/2023 4.30 pm      |           | 06/06/2023   | 07/06/2023 | 02/06/2023  | 06/06/2023                   | 08/06/2023 |
| JUNE     |              |                                     |                         |           |              |            |             |                              |            |
| 22       | Tue/Wed      | 06 <sup>th</sup> / 07 <sup>th</sup> | 18/05/2023 4.30 pm      |           | 13/06/2023   | 14/06/2023 | 09/06/2023  | 13/06/2023                   | 15/06/2023 |
| 23       | Tue/Wed      | 13 <sup>th</sup> / 14 <sup>th</sup> | 25/05/2023 4.30 pm      |           | 20/06/2023   | 21/06/2023 | 16/06/2023  | 20/06/2023                   | 22/06/2023 |
| 24       | Tue/Wed      | 20 <sup>th</sup> / 21 <sup>st</sup> | 01/06/2023 4.30 pm      |           | 27/06/2023   | 28/06/2023 | 23/06/2023  | 27/06/2023                   | 30/06/2023 |
| 25       | Tue/Wed      | 27 <sup>th</sup> / 28 <sup>th</sup> | 08/06/2023 4.30 pm      |           | 04/07/2023   | 05/07/2023 | 30/06/2023  | 04/07/2023                   | 06/07/2023 |



# TEA SALE ARRANGEMENTS – Continued,

| HOLIDAYS FOR 02 <sup>ND</sup> QUARTER OF 2023 |           |   |
|---|-----------|---|
| APRIL   |           |   |
| 05 <sup>th</sup>                              | Wednesday | Bak Full Moon Poya Day                    |
| 07 <sup>th</sup>                              | Friday    | Good Friday                               |
| 13 <sup>th</sup>                              | Thursday  | Day Prior to Sinhala & Tamil New Year Day |
| 14 <sup>th</sup>                              | Friday    | Sinhala & Tamil New Year Day              |
| 22 <sup>nd</sup>                              | Saturday  | Id-UI-Fitr (Ramazan Festival Day)         |
| MAY   |           |   |
| 01 <sup>st</sup>                              | Monday    | May Day                                   |
| 05 <sup>th</sup>                              | Friday    | Vesak Full Moon Poya Day                  |
| 06 <sup>th</sup>                              | Saturday  | Day following Vesak Full Moon Poya Day    |
| JUNE  |           |   |
| 03 <sup>rd</sup>                              | Saturday  | Poson Full Moon Poya Day                  |
| 29 <sup>th</sup>                              | Thursday  | Id-UI-Alha (Hadji Festival Day)           |

**THE OFFICE OF THE CTTA  
THE COLOMBO TEA TRADERS' ASSOCIATION**





“

The secret of getting ahead is getting started. The secret of getting started is breaking your complex overwhelming tasks into small manageable tasks, and starting on the first one – **Mark Twain**

”