



TEA MARKET REPORT

JOHN KEELLS PLC

SALE NO.12 – 22ND / 23RD MARCH 2022



ORDER OF SALE (SALE NO. 12 – 22ND / 23RD MARCH 2022)

Main Sale Order – 1 (Leafy / Semi Leafy / Tippy / Premium / 1A)	Main Sale Order – 2 (H & M / Off Grade / Dust)	Ex-Estate
Lanka Commodity Brokers Ltd	Ceylon Tea Brokers PLC	Lanka Commodity Brokers Ltd
JOHN KEELLS PLC	Lanka Commodity Brokers Ltd	Ceylon Tea Brokers PLC
Asia Siyaka Commodities PLC.	Bartleet Produce Marketing (Pvt) Ltd	Eastern Brokers. Ltd.
Ceylon Tea Brokers PLC	Forbes & Walker Tea Brokers (Pvt) Ltd	Forbes & Walker Tea Brokers (Pvt) Ltd
Eastern Brokers. Ltd.	Mercantile Produce Brokers (Pvt) Ltd	Bartleet Produce Marketing (Pvt) Ltd
Bartleet Produce Marketing (Pvt) Ltd	Asia Siyaka Commodities PLC.	Asia Siyaka Commodities PLC.
Mercantile Produce Brokers (Pvt) Ltd	JOHN KEELLS PLC	Mercantile Produce Brokers (Pvt) Ltd
Forbes & Walker Tea Brokers (Pvt) Ltd	Eastern Brokers. Ltd.	JOHN KEELLS PLC



AUCTION DETAILS

Auction No.	12	
Dates	22 nd / 23 rd March 2022	
	No. of Lots	Qty – kg
Ex Estate	736	829,397
Main Sale Total	8,928	4,401,620
High & Medium	1,339	642,556
Low Grown - Leafy	1,678	668,792
Low Grown - Semi Leafy	1,152	494,741
Low Grown Tippy	1,906	967,205
Premium / Flowery	327	53,581
Off Grades	2,062	1,118,679
Dust	464	456,066
Grand Total	9,664	5,231,017
Reprints	487	261,452
Total No. of Lots Offered	9,664	
Total Quantity Offered (kg)	5,231,017	

PROMPT DATES

Auction No.	Buyers	Sellers
12	29/03/2022	30/03/2022



COMMENTS



Sri Lanka Tea Exports for the month of February 2022 was recorded at 21.1Mkg which is a decline of 8.7% when compared with the same period of the previous year. The average unit FOB value per kg. was Rs.22.18 above the average unit value per kg of 2021. The cumulative Export quantity for the year recorded a negative variance of 3.4Mkg against the corresponding period. The average FOB value recorded an increase of Rs.23.09 against last year's average FOB price. The value of Tea Exports for the period (Jan- Feb) in 2022 recorded a negative variance of Rs.2.3 billion over the previous year. Iraq has emerged as the leading importer of Sri Lanka Tea. The other major importers were Russia, U.A.E. and Libya.

The 0.82Mkg of Ex-Estate teas on offer met with strong demand. Select best Western High Grown BOPs were irregularly dearer, the below best and plainer varieties gained substantially. Select best Western High Grown BOPFs were dearer following quality, the below best and plainer varieties appreciated substantially. Nuwara Eliya BOPs gained, the BOPFs too advanced following quality. Udapussellawa BOPs were dearer, the BOPFs too appreciated. Uva BOPs gained substantially, the BOPFs too were dearer following quality. Low Grown CTC BP1s were dearer, the High and Medium sorts too gained sharply. Low Grown CTC PF1s were dearer, the High and Medium sorts too gained selectively.

The 2.1Mkg of Low Grown teas which were on offer met with exceptional demand. In the Leafy segment, select best OPs were dearer whilst the others met with improved demand. Well-made OPAs witnessed improved price levels whilst the others were dearer. Better OP1s met with excellent demand, others too appreciated by a significant margin. In the Semi Leafy segment, BOP1s met with fair demand. Pekoe varieties gained substantially, Pekoe1s too followed a similar trend. In the Small Leaf segment, FBOPs met with excellent demand. FBOPF's were dearer. FBOPF1s witnessed strong demand. BOPF.SP, BOPF and BOP.SP met with good demand whilst BOPs too followed a similar trend. All Premium Flowery teas were dearer.

Russia, Iran and the C.I.S countries lent excellent support whilst improved interest was witnessed from Turkey. Libya and Iraq were active.

ALL TIME RECORD PRICES OBTAINED IN THE JK PLC CATALOGUE

Garden Mark	Grade	Price Rs.	Category	Management Company/ Proprietor
Venture	OP	1120.00	Western High	Madulsima Plantations PLC
Spring Valley	FBOPF1	1450.00	Uva High	Balangoda Plantations PLC
Glenanore	OP	1180.00	Uva High	Agarapatana Plantations Ltd.
Pettiagalla	FBOPF1	1450.00	Uva Medium	Balangoda Plantations PLC
Halpewatte Uva	BOP.SP	1300.00	Uva Medium	Halpewatte Estate (Pvt) Ltd.
Halpewatte Uva	BOP1	1500.00	Uva Medium	Halpewatte Estate (Pvt) Ltd.
Ceciliyan CTC	BP1	820.00	CTC Low	Ceciliyan Associates (Private) Ltd.
Hingalgoda CTC	PF	860.00	Off Grades	Tea Smallholder Factories PLC





MARKET DESCRIPTION

Western Teas

Select best BOPs were dearer, below best and plainer varieties too gained Rs.30/- to Rs.40/- and more. Select best BOPFs gained Rs.50/- to Rs.70/-, below best and plainer varieties too followed a similar trend. Medium BOPs were substantially dearer, the BOPFs too gained irregularly.

Nuwara Eliya Teas

BOPs gained substantially following quality, the BOPFs were firm.

Uva Teas

BOPs were dearer by Rs.30/- to Rs.40/-, the BOPFs too gained by Rs.50/- to Rs.60/-. Uda pussellawa BOPs were irregularly dearer, the BOPFs too gained by Rs.40/- to Rs.50/-.

CTC Teas

Low Grown BP1s gained Rs.40/- to Rs.50/- and more, the High and Medium sorts were irregularly dearer. Low Grown PF1s gained Rs.40/- to Rs.50/- and more selectively, the High and Medium sorts too were dearer by Rs.30/- to Rs.40/-.

QUOTATIONS

	BOP – RS.	BOPF – RS.
Good Westerns	790 – 1350	810 – 1120
Average Westerns	750 – 780	750 – 800
Plainer Westerns	710 – 740	700 – 740
Western Mediums	700 – 1450	770 – 850
Uva Teas	720 – 860	710 – 800
Nuwara Eliya Teas	1020	750 – 900
Uda Pussellawa Teas	650 – 750	710 – 820
CTC (BP1 and PF1)	560 - 820	630 - 920





MARKET DESCRIPTION

Low Grown

Wiry OP1s particularly in the select best and best categories appreciated by Rs.70/- to Rs.100/-, bolder types too maintained appreciated demand throughout the sale. Well made BOP1s were firm to dearer, others too met with fair demand. Better twisted OPs gained by Rs.30/- to Rs.50/-, secondaries too met with good demand. OPAs maintained a similar market with the OP grades. Well made Pekoes along with the bolder Pekoes appreciated sharply and gained by Rs.50/- to Rs.70/-, secondaries too met with good demand. Shotty Pekoe1s gained by Rs.50/- to Rs.70/-, secondaries too sold at increased levels.

Select best well-made BOPs were substantially dearer by Rs.30/- to Rs.40/-, best and below best types were dearer by Rs.20/- to Rs.30/-, secondary types too were dearer with good demand. Select best and best BOP.SP.s and BOPF.SP.s met with very good demand, others too were dearer by Rs.10/- to Rs.20/-. BOPFs followed a similar trend. All FBOPF1 varieties were substantially dearer by Rs.40/- to Rs.50/- and more following quality. Well-made FBOPs in the select best and best category were dearer by Rs.30/- to Rs.40/-, below best and secondary types too were dearer by Rs.20/- to Rs.30/-. FBOPF varieties met with improved demand. All Premium Flowery teas met with very good demand.

Off Grades

Select best and best FGS1s were dearer by Rs.60/- to Rs.70/-, below best and poorer types were dearer by Rs.30/- to Rs.40/-. Select best and best BMs were dearer by Rs.50/- to Rs.60/- and more, below best and poorer types showed a similar trend. All BPs were dearer by Rs.30/- to Rs.40/-. All BOP1As gained substantially by Rs.50/- to Rs.60/-.

Dust

Select best and best Dust1s appreciated by Rs.20/- to Rs.30/- and more at times as the sale progressed, below best types were dearer by Rs.15/- to Rs.20/-, poorer sorts appreciated by Rs.20/- to Rs.30/-. Best High & Medium CTCs appreciated Rs.20/-. Low Grown CTCs met with fair demand. Low Grown Dust / Dust1s appreciated Rs.40/- to Rs.50/-.



QUOTATIONS

	Select Best	Best	Below Best	Others
LIQUORING				
DUST-1	800.00 - 1140.00	7500.00 - 790.00	690.00 - 740.00	600.00 - 670.00
OFF GRADES				
FGS1	780.00 - 810.00	720.00 - 770.00	660.00 - 710.00	480.00 - 650.00
FGS	740.00 - 810.00	650.00 - 730.00	560.00 - 640.00	430.00 - 550.00
LOW GROWNS				
FBOPF / FFSP / FFEXSP	2800.00 - 5600.00	1700.00 - 2600.00	1000.00 - 1600.00	750.00 - 1000.00
BOP	1200.00 - 1650.00	900.00 - 1100.00	780.00 - 850.00	620.00 - 760.00
BOPSP	1200.00 - 1650.00	900.00 - 1100.00	750.00 - 880.00	600.00 - 740.00
BOPF	1000.00 - 1500.00	800.00 - 980.00	680.00 - 780.00	500.00 - 620.00
FBOPF1	1200.00 - 1650.00	900.00 - 1100.00	750.00 - 880.00	620.00 - 740.00
FBOP	1200.00 - 1750.00	920.00 - 1150.00	820.00 - 900.00	620.00 - 760.00
BOP1	1600.00 - 2050.00	1200.00 - 1400.00	1050.00 - 1150.00	700.00 - 780.00
OP1	1850.00 - 3100.00	1450.00 - 1650.00	1200.00 - 1350.00	600.00 - 800.00
OP	1050.00 - 1850.00	900.00 - 980.00	800.00 - 880.00	600.00 - 700.00
OPA	900.00 - 1350.00	770.00 - 870.00	700.00 - 750.00	600.00 - 650.00
PEKOE	1100.00 - 1600.00	850.00 - 1000.00	720.00 - 800.00	650.00 - 690.00
PEKOE1	1200.00 - 1550.00	850.00 - 1000.00	720.00 - 800.00	620.00 - 680.00
DUST / DUST1	700.00 - 780.00	640.00 - 690.00	600.00 - 630.00	550.00 - 590.00



- **Top Prices**
- **Colombo Auction Averages**
- **All Brokers Private Sale Figures**



TOP PRICES (SALE NO. 12 – 22ND / 23RD MARCH 2022)



WESTERN HIGH			
BOP		Somerset	1350.00
		Wattegodde	1350.00
BOPSP		Queensberry	1250.00
BOPF/BOPFSP		Tillyrie	1020.00
		Bearwell	1020.00
FBOP/FBOP1		Torrington	1400.00
FBOPF/FBOPF1	+	Glenloch	1400.00
	+	Torrington	1400.00
BOP1	+	Torrington	1450.00
OP/OPA	*+	Venture	1120.00
	+	Inverness	1120.00
OP1	+	Weddemulla	1140.00
PEKOE/PEKOE1	++	Torrington	1250.00

WESTERN MEDIUM			
BOP		Harangalla	1450.00
		Orange field	1450.00
BOPSP	+	Windsorforest	1450.00
BOPF/BOPFSP		Craighead	860.00
FBOP/FBOP1		Harangalla	1650.00
FBOPF/FBOPF1	+	Harangalla	1550.00
BOP1		Dartry valley	1700.00
OP/OPA	+	Cooroondoowatte	1100.00
OP1	+	Harangalla	1550.00
	+	Weralugolla	1550.00
PEKOE/PEKOE1	+	Craighead	1450.00

UDA PUSSELLAWA			
BOP	+	Gonapitiya	1060.00
BOPSP		-	
BOPF/BOPFSP	+	High forest	820.00
	+	Ragalla	820.00
FBOP/FBOP1	+	Blairlomond	1450.00
FBOPF/FBOPF1	+	Delmar	1300.00
	+	Blairlomond	1300.00
BOP1	+	Delmar	1450.00
OP/OPA		Delmar	940.00
OP1	+	Gordon	1350.00
PEKOE/PEKOE1	+	Gordon	1350.00

UVA HIGH			
BOP	*	Glenanore	1400.00
BOPSP	+	Ranaya	1200.00
BOPF/BOPFSP		Bandaraeliya	800.00
		Mahadowa	800.00
FBOP/FBOP1	+	Glenanore	1600.00
FBOPF/FBOPF1	*+	Spring Valley	1450.00
BOP1		Gonamotawa	1300.00
OP/OPA	*+	Glenanore	1180.00
OP1	+	Glenanore	1550.00
PEKOE/PEKOE1		Glenanore	1350.00

UVA MEDIUM			
BOP		Dickwella	1380.00
BOPSP	*+	Halpewatte Uva	1300.00
BOPF/BOPFSP	++	Dickwella	1350.00
FBOP/FBOP1	+	Glen Alpin	1550.00
	+	Sarnia Plaiderie	1550.00
FBOPF/FBOPF1	*+	Pettiagalla	1450.00
	+	Aruna Keppetipola	1450.00
	+	Tinioya	1450.00
	+	Dickwella	1450.00
BOP1	*+	Halpewatte Uva	1500.00
OP/OPA		Tinioya	1200.00
OP1		Tinioya	1650.00
PEKOE/PEKOE1		Dickwella	1350.00
		Cecilton	1350.00

CTC HIGH			
PF1	**	Ulugedara CTC	760.00
BP1		Mount Vernon CTC	660.00
BPS		Dunsinane CTC	640.00
OF		-	

CTC MEDIUM			
PF1	*	New Peacock CTC	710.00
BP1	*++	Delta CTC	700.00
BPS	*	Donside CTC	690.00
OF		-	

NUWARA ELIYA			
BOP	*	Lovers Leap	1020.00
BOPF/BOPFSP		Kenmare	650.00
FBOP/FBOP1		Court Lodge	1450.00
OP/OPA		-	
PEKOE/PEKOE1	*	Lovers Leap	1350.00

CTC LOW			
PF1	**	Ceciliyan CTC	920.00
	**	Kalubowitiyana CTC	920.00
BP1	*+	Ceciliyan CTC	820.00
BPS		Ross Feld CTC	650.00
OF	**	Peakwatta CTC	530.00



TOP PRICES (SALE NO. 12 – 22ND / 23RD MARCH 2022)



LOW			
BOP	+	Wathurawila	1650.00
BOPSP	+	Suduwelipothahena Super	1650.00
	*	Cee Tee Hills	1450.00
BOPF	++	Sithaka	1500.00
BOPFSP	*	Kiruwanaganga	1450.00
	*	Broadlands S. H.	1300.00
FBOP		Thundola Ella	1750.00
		New Vithanakande	1750.00
		Pothotuwa	1750.00
FBOP1		Gunawardena	1850.00
FBOPF		Fortune	2050.00
FBOPF1		Hidellana	1650.00
		Stream Line	1650.00
BOP1		Pothotuwa	2050.00
OP1		Pothotuwa	3100.00
		Sithaka	3100.00
OP		Hidellana	1850.00
OPA		Liyonta	1350.00
PEKOE		Liyonta	1600.00
PEKOE1		Pothotuwa	1550.00

PREMIUM			
FBOPFSP		New Deniyaya	5600.00
FBOPFEXSP		New Vithanakande	5200.00
FBOPFEXSP1		Brombil	4000.00

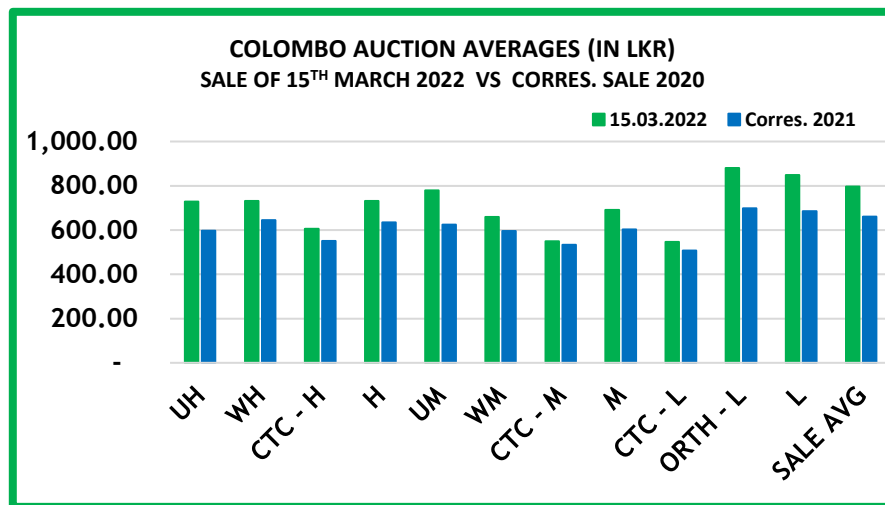
DUST			
DUST1		Mattakelle	1150.00
P.DUST		Ulugedara CTC	770.00

OFF GRADES			
FNGS/FNGS1	*	Lethenty	810.00
		Chandrika Estate	810.00
	*	Stockholm	800.00
	*	Gouravilla	800.00
PFNGS	*+	Hingalgoda CTC	860.00
BM	+	Gunawardena	980.00
BP	+	Court Lodge	1300.00
BOP1A	+	Golden Garden	1250.00

**** MORE THAN ONE TOP PRICE OBTAINED**
*** TEAS SOLD BY JOHN KEELLS PLC**
+ ALL TIME RECORD PRICE
++ ALL TIME RECORD PRICE EQUALED

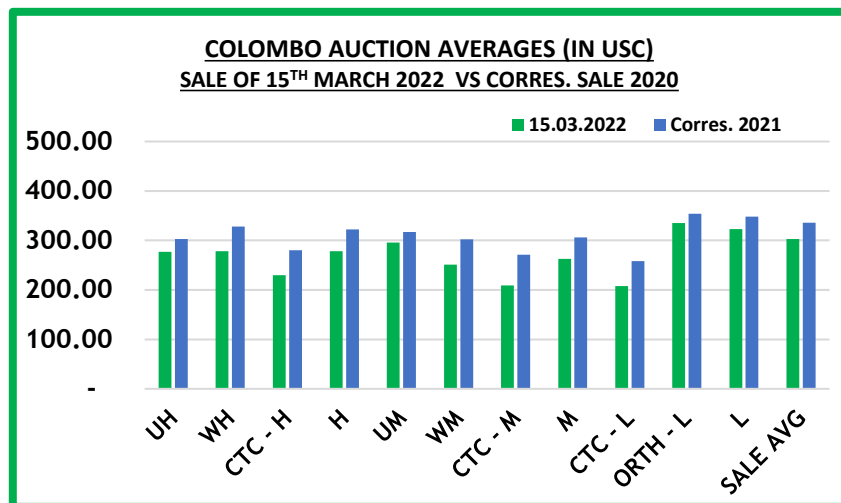


COLOMBO AUCTION AVERAGES



	Sale of 09/03/2022In LKR	Sale of 15/03/2022 In LKR	Corres. 2021 In LKR
Uva High Grown	669.64	728.88	596.52
Western High Grown	705.35	732.09	644.88
CTC High Grown	573.65	604.94	550.80
Summary of High Grown	695.32	731.17	634.12
Uva Medium Grown	713.24	778.80	623.81
Western Medium Grown	623.00	659.82	595.03
CTC Medium Grown	531.69	548.53	533.12
Summary of Medium Grown	649.54	690.91	602.02
CTC Low Grown	516.54	547.05	507.26
Orthodox Low Grown	796.98	880.17	697.44
Summary of Low Grown	776.84	848.89	685.02
TOTAL SALE AVERAGE	738.48	796.95	661.16

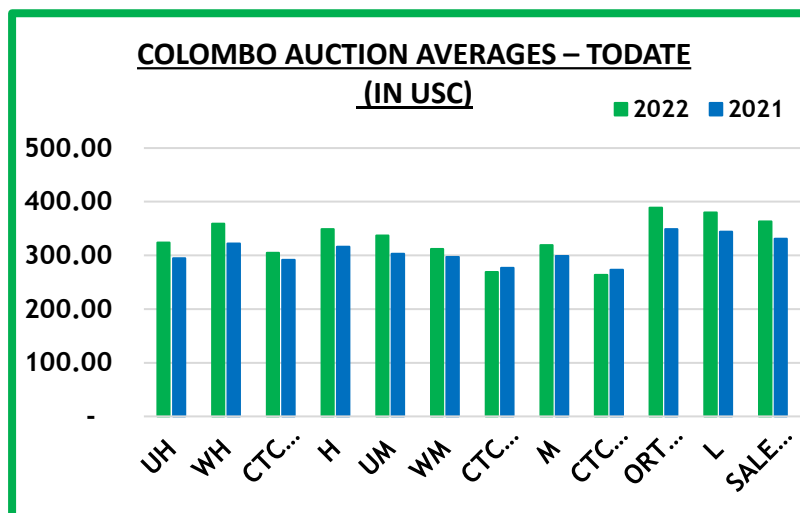
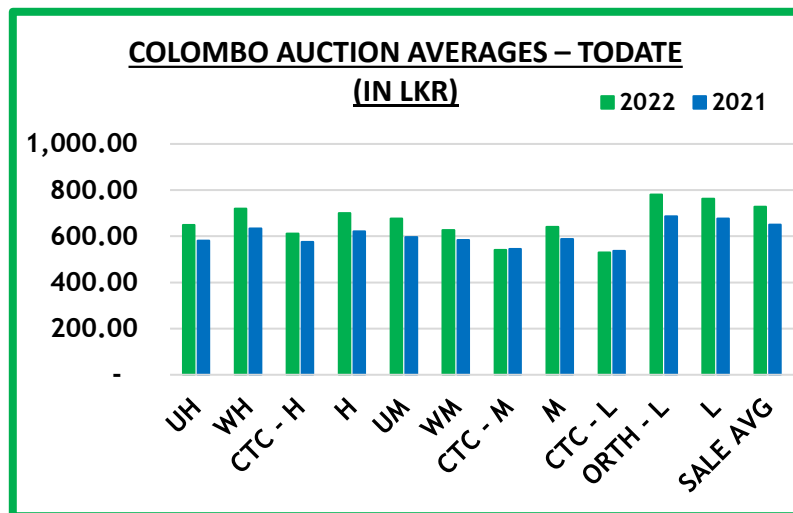
COLOMBO AUCTION AVERAGES



	Sale of 09/03/2022 In USC	Sale of 15/03/2022 In USC	Corres. 2021 In USC
Uva High Grown	297	277	303
Western High Grown	312	278	328
CTC High Grown	254	230	280
Summary of High Grown	308	278	322
Uva Medium Grown	316	296	317
Western Medium Grown	276	251	302
CTC Medium Grown	236	209	271
Summary of Medium Grown	288	263	306
CTC Low Grown	229	208	258
Orthodox Low Grown	353	335	354
Summary of Low Grown	344	323	348
TOTAL SALE AVERAGE	327	303	336



COLOMBO AUCTION AVERAGES



January to Date (Sale No.11)	2022 LKR	2021 LKR	2022 USC	2021 USC
Uva High Grown	649.63	581.34	324	295
Western High Grown	720.38	634.23	359	322
CTC High Grown	611.57	575.06	305	292
Summary of High Grown	700.91	620.92	349	316
Uva Medium Grown	676.31	596.99	337	303
Western Medium Grown	627.45	583.97	312	297
CTC Medium Grown	540.96	545.44	269	277
Summary of Medium Grown	641.18	587.51	319	299
CTC Low Grown	530.24	536.40	264	273
Orthodox Low Grown	780.62	686.59	389	349
Summary of Low Grown	762.15	676.52	380	344
TOTAL SALE AVERAGE	728.51	651.12	363	331



COLOMBO AUCTION AVERAGES

FROM 01 ST TO 15 TH MARCH 2022	LKR
Uva High Grown	685.79
Western High Grown	724.13
Summary of High Grown	713.82
Uva Medium Grown	695.53
Western Medium Grown	626.04
Summary of Medium Grown	645.35
Summary of Low Grown	785.05
TOTAL SALE AVERAGE	744.68



ALL BROKERS PRIVATE SALE FIGURES (FOR THE PERIOD – 14TH TO 19TH MARCH 2022)

	WEEKLY	TODATE
High & Medium	46,762.00	439,391.95
Low	3,129.00	75,043.25
Green Tea	22,975.00	355,142.30
Organic Tea	18,260.00	94,219.00
BMF	212,497.00	1,790,284.00
Direct Sales	-	-
Forward Contract	56,000.00	555,800.00





- **Crop and Weather**
- **Crop Figures**
- **Export Figures**
- **Tea News**
- **Notices**

CROP AND WEATHER - FOR THE PERIOD OF – 14TH TO 20TH MARCH 2022



Western

Bright weather was experienced at the beginning of the week and dull weather with evening showers were reported at the end of the week in Dickoya, Agarapatana, Bogowantalawa and Talawakelle.



Nuwara Eliya

Bright weather was experienced throughout the week in Nuwara Eliya and Kandapola.



Uva

Bright weather with evening showers were experienced in Badulla, Bandarawella and Haputale.



Low Grown

Bright weather was recorded at the beginning of the week, with evening showers prevailing throughout the weekend in Galle, Rathnapura and Deniyaya.



Crop

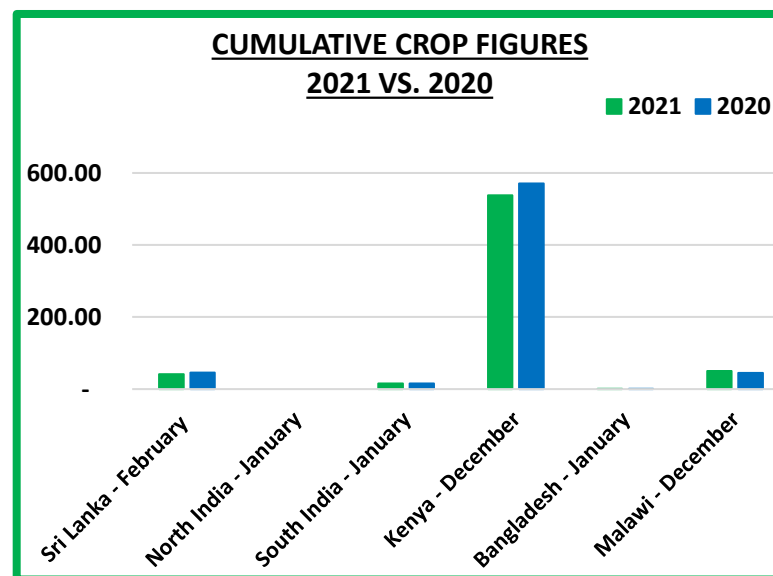
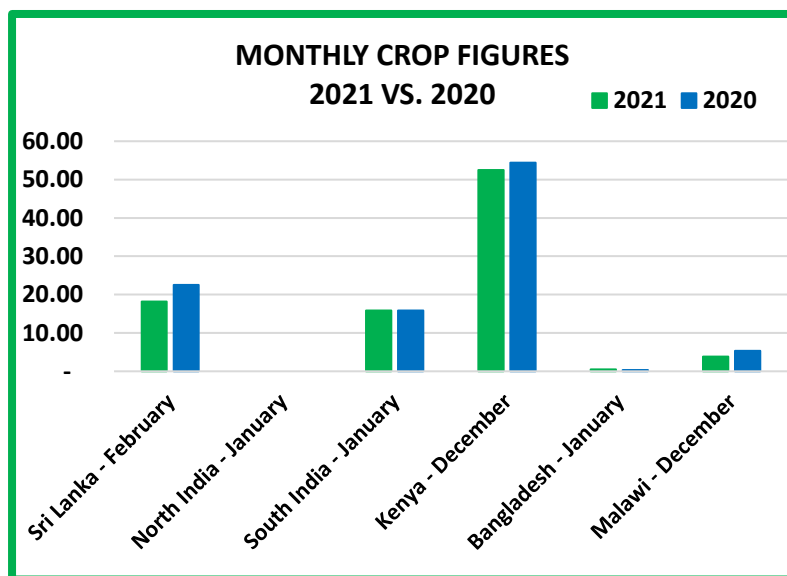
Crop intakes are moderate.



CROP FIGURES OF MAJOR PRODUCING & EXPORTING COUNTRIES

Country	Month	2021 * 2022	2020 * 2021	Cumulative + Inc. / Dec.	Cumulative	2021 * 2022	2020 * 2021	Cumulative + Inc. / Dec.
Sri Lanka	February	* 18.16	* 22.52	- 4.36	Upto February	* 40.98	* 45.70	- 4.72
North India	January	* 0.00(E)	0.00	0.00	Upto January	* 0.00(E)	0.00	0.00
South India	January	15.85(E)	15.89	- 0.04	Upto January	15.85(E)	15.89	- 0.04
Kenya	December	52.52	54.41	- 1.89	Upto December	537.83	570.46	- 32.63
Bangladesh	January	0.507	0.286	+ 0.221	Upto January	0.507	0.286	+ 0.221
Malawi	December	3.8	5.3	- 1.5	Upto December	50.6	45.2	+ 5.4

(E) - Estimated



SRI LANKA TEA EXPORTS



DESCRIPTION	QTY (KG)	VALUE (RS)	APPROX.AV.UNIT FOB VALUE PER KG.RS/CTS
FEBRUARY 2022			
Instant Tea	246,400.83	440,452,485.00	1,787.54
Tea in Packets	9,412,693.22	8,398,490,531.00	892.25
Green Tea	320,906.46	684,370,559.00	2,132.62
Tea in Bags	1,622,021.93	2,674,674,065.00	1,648.98
Tea in Bulk	9,543,109.18	8,149,441,741.00	853.96
Total	21,145,131.62	20,347,429,381.00	962.27
FEBRUARY 2021			
Instant Tea	324,381.75	534,986,555.00	1,649.25
Tea in Packets	10,577,049.94	9,500,594,102.00	898.23
Green Tea	360,125.79	768,391,892.00	2,133.68
Tea in Bags	2,051,187.18	3,149,940,025.00	1,535.67
Tea in Bulk	9,855,178.72	7,825,928,811.00	794.09
Total	23,167,923.38	21,779,841,385.00	940.09
JANUARY / FEBRUARY 2022			
Instant Tea	427,931.77	725,208,515.00	1,694.68
Tea in Packets	18,331,040.22	16,171,043,165.00	882.17
Green Tea	656,288.44	1,559,706,883.00	2,376.56
Tea in Bags	3,247,619.06	5,456,687,574.00	1,680.21
Tea in Bulk	17,864,243.03	14,813,649,132.00	829.23
Total	40,527,122.52	38,726,295,269.00	955.56
JANUARY / FEBRUARY 2021			
Instant Tea	501,628.33	874,893,383.00	1,744.11
Tea in Packets	18,891,881.76	16,928,249,821.00	896.06
Green Tea	722,040.90	1,503,685,847.00	2,082.55
Tea in Bags	3,951,753.83	5,901,218,560.00	1,493.32
Tea in Bulk	19,920,655.33	15,809,277,521.00	793.61
Total	43,987,960.14	41,017,325,132.00	932.47





MAJOR IMPORTERS OF SRI LANKA TEA

JANUARY / FEBRUARY 2022

COUNTRY	BULK TEA	PACKETED TEA	TEA BAG	INSTANT TEA	GREEN TEA	TOTAL 2022	TOTAL 2021
IRAQ	942,445.00	6,444,525.00	35,865.48	-	69.00	7,422,904.48	4,189,561.90
RUSSIA	4,117,045.50	579,490.64	111,224.37	439.38	100,749.42	4,908,949.31	5,055,308.36
U.A.E.	2,503,389.28	1,304,709.67	46,147.83	85.52	57,455.22	3,911,787.52	2,487,050.74
LIBYA	-	2,286,395.00	-	-	50,800.00	2,337,195.00	1,739,392.00
AZERBAIJAIN	2,078,051.00	72,797.00	1,812.00		160.00	2,152,820.00	1,989,755.62
TURKEY	265,433.00	1,721,487.24	14,489.20	-	536.00	2,001,945.44	6,547,856.90
CHINA	1,484,670.40	364,578.00	26,099.68	28,800.00	4,518.60	1,908,666.68	3,087,643.00
IRAN	856,745.50	991,752.75	589.50	-	108.00	1,849,195.75	1,401,760.15
SAUDI ARABIA	295,160.00	570,032.28	338,065.43	3,270.00	13,256.28	1,219,783.99	1,084,807.62
CHILE	725,925.00	77,790.32	205,256.10	-	11,300.65	1,020,272.07	689,853.88



TEA NEWS AROUND THE GLOBE



MOMBASA MARKET

SALE NO. 11 – SALE OF 14TH / 15TH & 16TH MARCH 2022

There was fairly good demand for the 197,432 packages (12,902,203.00 kilos) available at irregular levels following quality; 13.49% remained unsold.

OFFERINGS

Leaf Grades	-	110,141 packages (7,180,545.50 kilos) – 14.02% unsold.
Dust Grades	-	56,060 packages (4,161,007.00 kilos) – 8.56% unsold.
Secondary Grades	-	31,231 packages (1,560,650.50 kilos) – 20.49% unsold.

MARKETS

There was improved inquiry from **Egyptian Packers** with useful interest but at lower levels from **Pakistan Packers, Yemen** and other **Middle Eastern countries** while **UK, Bazaar** and **Sudan** maintained good but selective activity. **Kazakhstan** and other **CIS nations** lent selective support with **Afghanistan** and **Iran** subdued while **Russia** was quiet. **Local Packers** showed reduced interest. **Somalia** continued active at the lower end of the market.

LEAF GRADES (M2)

BP1:

Best – Saw less competition and shed USC4 to USC32.

Brighter – Met irregular interest ranging between firm to USC11 dearer to easier by up to USC15.

Mediums – KTDA mediums were fully firm at previous levels where sold; plantation mediums saw irregular interest and varied between firm to USC24 dearer to easier by up to USC15.

Lower Mediums – Ranged between firm to USC22 dearer to easier by a similar margin.

Plainer – Gained USC2 to USC20 and a few selected lines advanced up to USC32.

PF1:

Best – Eased by USC9 to USC24.

Brighter – Steady to USC24 below last rates.

Mediums – KTDA mediums held firm to USC6 easier while plantation mediums were steady to USC15 below previous rates.

Lower Mediums – Irregular varying between firm to USC14 dearer to easier by up to USC18.

Plainer – Ranged between firm to USC12 dearer to easier by up to USC14.

DUST GRADES (M1)

PDUST:

Best – Saw reduced interest and eased by up to USC14.

Brighter – Were discounted by USC6 to USC23.

Mediums – KTDA types met irregular activity and varied between firm to USC8 dearer to easier by up to USC16; plantations were steady to USC9 above previous levels.

Lower Medium – Met improved enquiry and appreciated by up to USC18 but a few lines shed USC3 to USC20.

Plainer – Were irregular ranging between firm to USC26 dearer to easier by up to USC12.



TEA NEWS AROUND THE GLOBE



MOMBASA MARKET – Continued ;

DUST1:

Best – A weak feature and eased by up to USC36.

Brighter – Lost USC7 to USC34.

Mediums – KTDA mediums shed USC4 to USC19 with plantations firm to USC18 dearer.

Lower Medium – USC3 to USC19 above last rates with selected invoices dearer by up to USC34.

Plainer – Irregular and varied between steady to USC13 dearer to easier by up to USC11.

SECONDARY GRADES (\$1)

In the Secondary Catalogues, best **BPs** were barely steady with others irregularly easier; **PFs** tended dearer. Clean well sorted coloury **Fannings** were about firm with **similar DUSTs** steady. **Other Fannings** held value with **DUSTs** firm. **BMFs** were well absorbed.

QUOTATIONS	BROKENS	FANNINGS
Best	265 – 378	270 – 311
Good	255 – 298	264 – 308
Good Medium	246 – 280	264 – 276
Medium (KTDA)	260 – 278	250 – 270
Medium (Plantations)	190 – 282	200 – 261
Lower Medium	104 – 226	121 – 226
Plainer	085 – 196	082 – 208

AUCTION	KENYA 2021 \$	KENYA 2022 \$	TOTAL 2021 \$	TOTAL 2022 \$
09	2.06	2.63	1.99	2.45
10	2.02	2.52	1.96	2.31
11	1.96	2.49	1.90	2.30

SOURCE : AFRICA TEA BROKERS LTD.



UPCOMING AUCTION DETAILS

Auction No.	14		13	
Dates	04 th / 05 th April 2022		29 th / 30 th March 2022	
	No. of Lots	Qty – kg	No. of Lots	Qty – kg
Ex-Estate	635	730,660	690	786,520
Main Sale Total	9,407	4,621,819	8,551	4,093,484
High & Medium	1,276	623,918	1,214	575,679
Low Grown – Leafy	1,824	736,518	1,666	635,298
Low Grown – Semi Leafy	1,225	528,480	1,168	491,555
Low Grown Tippy	2,031	1,057,111	1,864	929,297
Premium / Flowery	324	52,609	372	56,977
Off Grades	2,266	1,190,796	1,834	981,701
Dust	461	432,387	433	422,977
Grand Total	10,042	5,352,479	9,241	4,880,004
Reprints	264	146,397	350	184,252
Total No. of Lots on Offer	10,042		9,241	
Total Quantity on Offer (kg)	5,352,479		4,880,004	



SCHEDULED CLOSING DATES

Auction No.	Date of Sale	Ex-Estate	Main Sale
15	19 th / 20 th April 2022	24/03/2022	24/03/2022
16	26 th / 27 th April 2022	31/03/2022	31/03/2022
17	03 rd / 04 th May 2022	08/04/2022	08/04/2022

PROMPT DATES

Auction No.	Buyers	Sellers
13	05/04/2022	06/04/2022
14	11/04/2022	12/04/2022
15	26/04/2022	27/04/2022



ORDER OF SALE (SALE NO. 13 – 29TH / 30TH MARCH 2022)

Main Sale Order – 1 (Leafy / Semi Leafy / Tippy / Premium / 1A)	Main Sale Order – 2 (H & M / Off Grade / Dust)	Ex-Estate
JOHN KEELLS PLC	Lanka Commodity Brokers Ltd	Ceylon Tea Brokers PLC
Asia Siyaka Commodities PLC.	Bartleet Produce Marketing (Pvt) Ltd	Eastern Brokers. Ltd.
Ceylon Tea Brokers PLC	Forbes & Walker Tea Brokers (Pvt) Ltd	Forbes & Walker Tea Brokers (Pvt) Ltd
Bartleet Produce Marketing (Pvt) Ltd	Mercantile Produce Brokers (Pvt) Ltd	Bartleet Produce Marketing (Pvt) Ltd
Mercantile Produce Brokers (Pvt) Ltd	Asia Siyaka Commodities PLC.	Asia Siyaka Commodities PLC.
Eastern Brokers. Ltd.	JOHN KEELLS PLC	Mercantile Produce Brokers (Pvt) Ltd
Forbes & Walker Tea Brokers (Pvt) Ltd	Eastern Brokers. Ltd.	JOHN KEELLS PLC
Lanka Commodity Brokers Ltd	Ceylon Tea Brokers PLC	Lanka Commodity Brokers Ltd

[DB : HR / SG]



NOTICE

We congratulate Madulsima Plantations PLC for obtaining Fair Trade Certification for the following Estates in Bogawantalawa Region.

- Kew
- Kirkoswald
- Theresia
- Venture



NOTICE



Please note that Akbar Brothers (Pvt) Ltd warehouses will not accept Ex-Estate deliveries from 25th to 30th March 2022 (inclusive both days) due to annual stock verification.

Please ensure that Ex-Estate purchasing already made and not delivered, should be delivered before 25th March 2022.





“

Life isn't about finding yourself; it's about creating yourself. So, live the life you imagined.

— *Henry David Thoreau*

”