



TEA MARKET REPORT

JOHN KEELLS PLC

SALE NO.12 – 25TH / 26TH MARCH 2025



ORDER OF SALE (SALE NO. 12 – 25TH / 26TH MARCH 2025)

Main Sale Order – 1 (Leafy / Semi Leafy / Tippy / Premium / 1A)	Main Sale Order – 2 (H & M / Off Grade / Dust)	Ex-Estate
MERCANTILE PRODUCE BROKERS (PVT) LTD	CEYLON TEA BROKERS PLC	LANKA COMMODITY BROKERS LTD
FORBES & WALKER TEA BROKERS (PVT) LTD	LANKA COMMODITY BROKERS LTD	ASIA SIYAKA COMMODITIES PLC.
ASIA SIYAKA COMMODITIES PLC.	BARTLEET PRODUCE MARKETING (PVT) LTD	FORBES & WALKER TEA BROKERS (PVT) LTD
EASTERN BROKERS. LTD.	FORBES & WALKER TEA BROKERS (PVT) LTD	MERCANTILE PRODUCE BROKERS (PVT) LTD
CEYLON TEA BROKERS PLC	MERCANTILE PRODUCE BROKERS (PVT) LTD	EASTERN BROKERS. LTD.
JOHN KEELLS PLC	ASIA SIYAKA COMMODITIES PLC.	JOHN KEELLS PLC
LANKA COMMODITY BROKERS LTD	JOHN KEELLS PLC	BARTLEET PRODUCE MARKETING (PVT) LTD
BARTLEET PRODUCE MARKETING (PVT) LTD	EASTERN BROKERS. LTD.	CEYLON TEA BROKERS PLC



AUCTION DETAILS

Auction No.	12	
Dates	25 th / 26 th March 2025	
	No. of Lots	Qty – kg
Ex Estate	850	850,125
Main Sale Total	9,506	4,191,831
High & Medium	1,456	613,764
Low Grown - Leafy	1,870	665,263
Low Grown - Semi Leafy	1,498	594,031
Low Grown Tippy	1,745	795,744
Premium / Flowery	369	49,969
Off Grades	2,041	1,027,212
Dust	527	445,848
Grand Total	10,356	5,041,956
Reprints	809	407,318
Total No. of Lots Offered	10,356	
Total Quantity Offered (kg)	5,041,956	

PROMPT DATES

Auction No.	Buyers	Sellers
12	01/04/2025	02/04/2025



COMMENTS



The Global tea auction centres experienced mixed demand, with price fluctuations mostly based on the quality of leaf and liquor, where Improved / bright teas made moderate gains in most markets. The lower end of the market was discounted and difficult of sale.

0.85Mkg of Ex- Estate teas on offer met with lower demand. Select Best Western High Grown BOPs declined sharply, the below best and plainer varieties too eased irregularly. Select Best Western High Grown BOPFs declined substantially, the below best and plainer varieties too followed a similar trend with a large volume remaining unsold due to a lack of suitable bids. Nuwara Eliya BOPs / BOPFs mostly remained unsold. Uda Pussellawa BOPs eased from last week's levels, the BOPFs were tending dearer. Uva BOPs barely maintained, the BOPF were tending irregular. Low Grown CTC BP1s barely maintained last levels, the limited available High and Medium BP1 were irregular. Low Grown CTC PF1s were firm, High and Medium sorts maintained last levels.

The 2.1Mkg of Low Grown teas on offer met with fair demand. In the Leafy segment, well-made OPs/OPAs were lower to last, others gained irregularly. Select best and best OP1s were lower, others were firm to dearer. BOP1s were lower to last. PEKOE1s were firm on last, shotty PEKOE1s were firm, others gained irregularly. In the Small Leaf segment, FBOPs were lower to last. FBOPF1s were firm to easier. The BOPF.SP, BOPF, BOP.SP and BOPs were firm to easier. FBOPF varieties were firm to dearer. Premium Flowery teas met with fair demand.

Turkey, Russia and the C.I.S countries lent fair support. Libya and Iraq were active.





MARKET DESCRIPTION

Western Teas

Select best Western High Grown BOPs declined substantially, the below best and plainer varieties too were lower by Rs.50/- to Rs.100/-. Select best Western High Grown BOPFs eased sharply, the below best and plainer varieties too declined Rs.50/- to Rs.100/- and more. Medium BOPs were barely steady. The BOPFs too were tending easier by Rs.20/- to Rs.40/-.

Nuwara Eliya Teas

BOP / BOPFs mostly remained unsold due to a lack of suitable bids.

Uva Teas

Uva BOPs barely maintained, the BOPFs were tending irregular. Uda Pussellawa BOPs were easier by Rs.50/- to Rs.80/-. The BOPFs were tending irregular.

CTC Teas

Low Grown CTC BP1s were barely steady, the High and Medium sorts were tending irregular. Low Grown CTC PF1s were firm to easier at times, the High and Medium sorts were firm on last levels.

QUOTATIONS

	BOP – RS.	BOPF – RS.
Good Westerns	1340 - 1800	1300 – 1480
Average Westerns	1100 - 1240	1180 – 1280
Plainer Westerns	840 - 1040	830 – 1160
Western Mediums	820 - 1600	760 – 1180
Uva Teas	980 - 1160	1020 – 1200
Nuwara Eliya Teas	NQ	NQ
Uda Pussellawa Teas	1000 - 1080	1000 - 1140
CTC (BP1 and PF1)	740 - 1220	750 - 1550





MARKET DESCRIPTION

Low Grown

Select Best and best OP1s declined from last levels, secondaries met with fair demand. Well made OPs declined marginally, below best invoices too were lower, poorer sorts were firm to dearer. Select best OPA s were lower, best and below best sorts were irregularly lower, poorer secondaries showed good interest. Select best BOP1s were firm to lower, best types along with the bolder, mixed types declined sharply. Well made Pekoes along with the bolder types were firm to easier, best varieties were firm, poorer sorts were irregular. Shotty Pekoe1s were firm, others met with good demand.

Select best and best BOPs were firm whilst the others were irregular. BOP.SP.s and BOPF.SP.s were firm. BOPFs in general were easier. A few select best FBOPF1s were firm whilst the rest were easier. Select best FBOPs were firm whilst the best and below best together with the bolder types were easier. Select best FBOPF varieties were firm whilst the best and below best were dearer, the poorer varieties were lower to last. Premium Flowery teas met with fair demand.

Off Grades

Select best and best FGS1s were lower by Rs.40/- to Rs.80/-, below best and poorer sorts maintained on last levels. Select best and best BM.s were firm on last levels, below best and poorer sorts appreciated by Rs.20/- to Rs.40/-. Select best and best BP.s were dearer by Rs.10/- to Rs.20/-, below best and poorer varieties were dearer by Rs.20/- to Rs.40/-. Select best and best BOP1As maintained on last levels, below best types were lower by Rs.10/- to Rs.20/-, whilst poorer types were lower by Rs.40/- to Rs.60/-.

Dust

Select best and best Dust1s declined by Rs.40/-, below best and plainer varieties declined by Rs.40/- to Rs.60/-, poorer types were firm. Select best and best High & Medium CTCs were firm on last, below best and poorer types declined by Rs.60/- and more. Low Grown CTCs declined by Rs.20/- to Rs.40/-. Low Grown Dust / Dust1s declined by Rs. 50/- to Rs.80/- and more.



QUOTATIONS

	Select Best	Best	Below Best	Others
LIQUORING				
DUST-1	1280.00 - 1650.00	1200.00 - 1270.00	1000.00 - 1190.00	720.00 - 990.00
OFF GRADES				
FGS1	1080.00 - 1120.00	900.00 - 1070.00	820.00 - 890.00	670.00 - 810.00
FGS	840.00 - 920.00	800.00 - 830.00	740.00 - 790.00	650.00 - 730.00
LOW GROWNS				
FBOPF / FFSP / FFEXSP	4000.00 - 5000.00	3800.00 - 3900.00	2400.00 - 2800.00	1000.00 - 1100.00
BOP	1450.00 - 1800.00	1400.00 - 1450.00	1200.00 - 1300.00	900.00 - 1000.00
BOPSP	1450.00 - 1650.00	1300.00 - 1400.00	1000.00 - 1100.00	900.00 - 950.00
BOPF	1300.00 - 1400.00	900.00 - 1000.00	850.00 - 900.00	800.00 - 850.00
FBOPF1	1550.00 - 1700.00	1450.00 - 1500.00	1300.00 - 1350.00	900.00 - 950.00
FBOP	2200.00 - 2450.00	1500.00 - 1550.00	1300.00 - 1350.00	900.00 - 1000.00
BOP1	2100.00 - 3000.00	1750.00 - 2050.00	1300.00 - 1460.00	850.00 - 1280.00
OP1	2700.00 - 3200.00	2350.00 - 2650.00	1600.00 - 2300.00	900.00 - 1500.00
OP	1440.00 - 1700.00	1360.00 - 1420.00	1300.00 - 1340.00	950.00 - 1280.00
OPA	1420.00 - 1950.00	1300.00 - 1400.00	1220.00 - 1280.00	880.00 - 1200.00
PEKOE	1460.00 - 2150.00	1320.00 - 1440.00	1200.00 - 1300.00	800.00 - 1180.00
PEKOE1	1650.00 - 2200.00	1460.00 - 1600.00	1300.00 - 1440.00	850.00 - 1280.00
DUST / DUST1	1000.00 - 1320.00	810.00 - 990.00	730.00 - 800.00	600.00 - 720.00



EXCHANGE RATES

The average rates currencies quoted on 26th March 2025 at 9.30 a.m. by Commercial Banks in Colombo for Telegraphic Transfers (TT).

CURRENCY	BUY RATE	SELL RATE
USD	292.32	300.84
EURO	313.70	326.43
GBP	376.70	390.89



- **Top Prices**
- **Colombo Auction Averages**
- **All Brokers Private Sale Figures**



TOP PRICES (SALE NO. 12 – 25TH /26TH MARCH 2025)



WESTERN HIGH			
BOP		Robgill	1800.00
BOPSP		Norwood	1750.00
		Kotiyagalla	1750.00
BOPF/BOPFSP		Robgill	1480.00
FBOP/FBOP1		Inverness	1600.00
		Bambrakelly	1600.00
FBOPF/FBOPF1	*	Bogahawatte	1300.00
BOP1	*	St Andrews	1480.00
	*	Bogahawatte	1480.00
OP/OPA	*	Venture	1320.00
OP1	*	Venture	1400.00
PEKOE/PEKOE1		Frotoft Super	1650.00

WESTERN MEDIUM			
BOP		Ancoombra	1600.00
BOPSP		Uplands	1550.00
BOPF/BOPFSP		Vellai Oya	1180.00
FBOP/FBOP1		Harangalla	1850.00
FBOPF/FBOPF1		Craighead	1650.00
BOP1		Craighead	1950.00
OP/OPA		Menikdiwela Tea	1340.00
OP1		Harangalla	1800.00
PEKOE/PEKOE1		Dartry Valley	1850.00

UDA PUSSELLAWA			
BOP		Kirklees	1080.00
BOPSP		Kirklees	1100.00
BOPF/BOPFSP		Ragalla	1140.00
FBOP/FBOP1		Delmar	1550.00
FBOPF/FBOPF1		Delmar	1380.00
BOP1		Maha Uva	1440.00
OP/OPA		Delmar	1360.00
OP1		Delmar	1700.00
PEKOE/PEKOE1		Maha Uva	1440.00

UVA HIGH			
BOP		Nayabedde	1160.00
BOPSP		Craig	1220.00
BOPF/BOPFSP		Nayabedde	1200.00
FBOP/FBOP1		Uva Highlands	1550.00
FBOPF/FBOPF1	*	Glenanore	1440.00
BOP1		Gonamotawa	1800.00
OP/OPA		Spring Valley	1420.00
OP1		Ellathota Uva	1800.00
PEKOE/PEKOE1		Mount Uva	1600.00
		Gonamotawa	1600.00

UVA MEDIUM			
BOP		Roseland Uva	1360.00
BOPSP		Hindagala	1280.00
BOPF/BOPFSP		Dickwella	1380.00
FBOP/FBOP1		Roseland Uva	1800.00
FBOPF/FBOPF1		Telbedde	1650.00
BOP1		Dickwella	1750.00
OP/OPA		Dickwella	1360.00
		Uva Samovar	1360.00
		Halpewatta Uva	1360.00
OP1		Telbedde	2000.00
PEKOE/PEKOE1		Sarnia Plaiderie	1750.00
		Halpewatte Uva	1750.00

CTC HIGH			
PF1		Dunsinane CTC	1240.00
BP1	*	Mount Vernon CTC	840.00
BPS		-	
OF		-	

CTC MEDIUM			
PF1	*	New Peacock CTC	1200.00
BP1	*	New Peacock CTC	1220.00
BPS		Aultmore CTC	830.00
OF		-	

NUWARA ELIYA			
BOP	*	Kenmare	1060.00
BOPSP		-	
BOPF/BOPFSP		-	
FBOP/FBOP1	*	Kenmare	1400.00
OP/OPA	*	Court Lodge	1260.00
		Kenmare	1260.00
PEKOE/PEKOE1	*	Court Lodge	1360.00

CTC LOW			
PF1	*	Hingalgoda CTC	1550.00
BP1		Cecilayan CTC	1120.00
BPS		-	-
OF		-	-



TOP PRICES (SALE NO. 12 – 25TH /26TH MARCH 2025)

LOW			
BOP		Mahaliyadda	1850.00
BOPSP		Mahaliyadda	1850.00
BOPF		Rajjuruwatta Super	1550.00
BOPFSP		Greenwin Super	1500.00
FBOP		Sithaka	2450.00
		Pothotuwa	2450.00
FBOP1		Kolonna Super	2000.00
FBOPF		Nawagamuwehena	1950.00
FBOPF1		Adams View	1750.00
		Pothotuwa	1750.00
BOP1		Pothotuwa	3000.00
OP1		Pothotuwa	3200.00
OP		Lucky Dais	1700.00
OPA		Liyonta	1950.00
PEKOE		Pasgoda S.H	2150.00
	*	Arbour Valley	2050.00
		Gangani	2050.00
PEKOE1		Nilgiri	2200.00
		Galatara	2200.00

PREMIUM			
FBOPFSP		Greenwin Super	5000.00
FBOPFEXSP		Lions	5450.00
FBOPFEXSP1		Madampe Super	5350.00

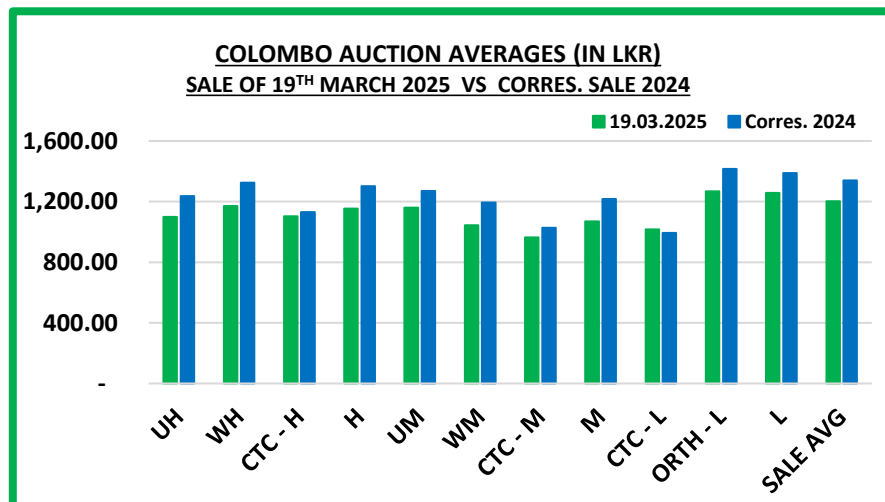
DUST			
DUST1	*	Mattakelle	1650.00
P.DUST		Ceciliyan CTC	1420.00

OFF GRADES			
FNGS/FNGS1		Great Western	1120.00
PFNGS		Strathdon CTC	920.00
BM		Gunawardena	1080.00
BP		Suwishka	1360.00
BOP1A		Chandrika Estate	1380.00
		Aldora	1380.00

**** MORE THAN ONE TOP PRICE OBTAINED**
*** TEAS SOLD BY JOHN KEELLS PLC**
+ ALL TIME RECORD PRICE
++ ALL TIME RECORD PRICE EQUALED

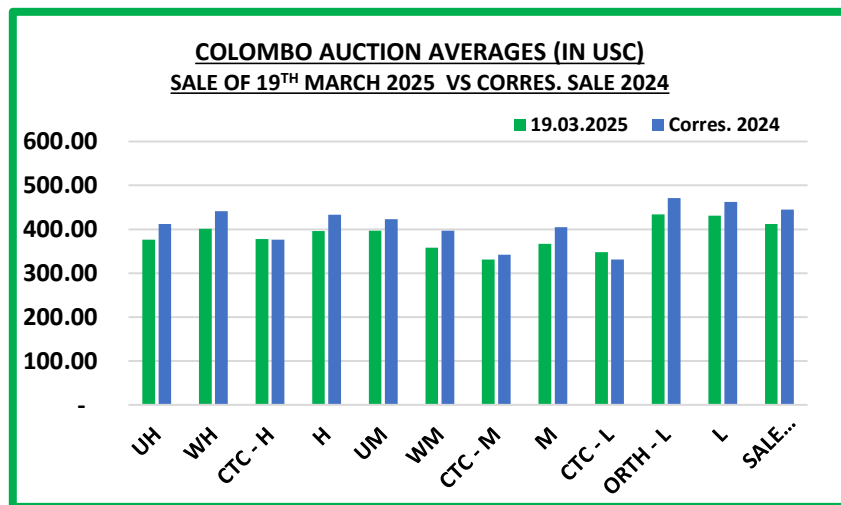


COLOMBO AUCTION AVERAGES



	Sale of 11/03/2025 In LKR	Sale of 19/03/2025 In LKR	Corres. 2024 In LKR
Uva High Grown	1078.36	1098.38	1237.12
Western High Grown	1197.07	1170.68	1324.09
CTC High Grown	1096.20	1104.00	1129.70
Summary of High Grown	1173.64	1154.94	1301.48
Uva Medium Grown	1143.05	1159.52	1270.67
Western Medium Grown	1052.61	1044.63	1193.48
CTC Medium Grown	978.04	964.51	1027.99
Summary of Medium Grown	1072.87	1070.43	1217.44
CTC Low Grown	991.71	1016.36	994.05
Orthodox Low Grown	1276.32	1266.96	1416.66
Summary of Low Grown	1261.90	1256.75	1387.82
TOTAL SALE AVERAGE	1213.87	1202.97	1338.76

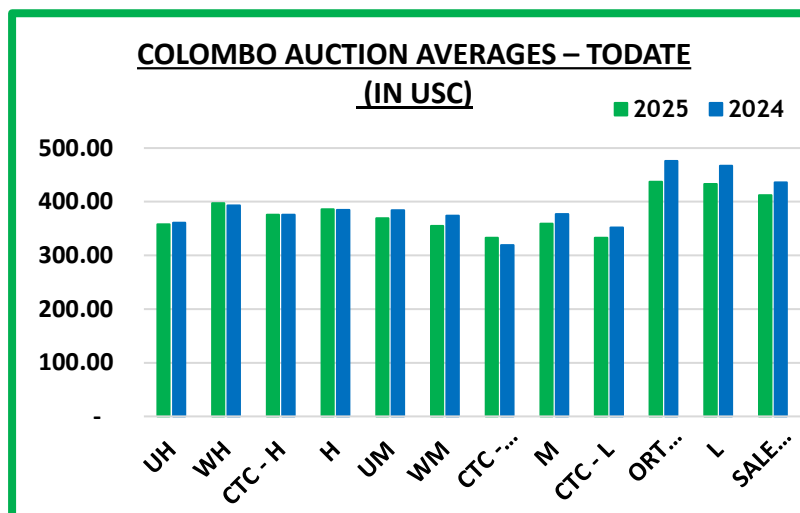
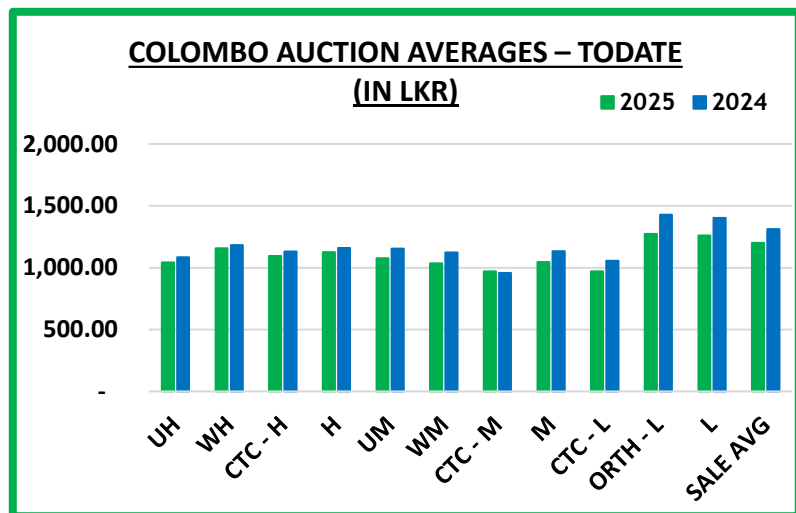
COLOMBO AUCTION AVERAGES



	Sale of 11/03/2025 In USC	Sale of 19/03/2025 In USC	Corres. 2024 In USC
Uva High Grown	370	376	412
Western High Grown	411	401	441
CTC High Grown	376	378	376
Summary of High Grown	403	396	433
Uva Medium Grown	392	397	423
Western Medium Grown	361	358	397
CTC Medium Grown	336	331	342
Summary of Medium Grown	368	367	405
CTC Low Grown	340	348	331
Orthodox Low Grown	438	434	471
Summary of Low Grown	433	431	462
TOTAL SALE AVERAGE	417	412	445



COLOMBO AUCTION AVERAGES



January to Date (Sale No.11)	2025 LKR	2024 LKR	2025 USC	2024 USC
Uva High Grown	1043.97	1085.24	358	361
Western High Grown	1157.32	1181.79	397	393
CTC High Grown	1095.27	1129.52	376	376
Summary of High Grown	1125.66	1158.61	386	385
Uva Medium Grown	1076.03	1154.65	369	384
Western Medium Grown	1034.41	1123.95	355	374
CTC Medium Grown	969.13	958.33	333	319
Summary of Medium Grown	1046.59	1132.47	359	377
CTC Low Grown	970.16	1056.67	333	352
Orthodox Low Grown	1273.22	1429.18	437	476
Summary of Low Grown	1260.45	1403.44	433	467
TOTAL SALE AVERAGE	1199.43	1311.63	412	436



COLOMBO AUCTION AVERAGES

FROM 01 ST TO 19 TH MARCH 2025	LKR
Uva High Grown	1093.24
Western High Grown	1189.73
Summary of High Grown	1168.62
Uva Medium Grown	1135.54
Western Medium Grown	1039.51
Summary of Medium Grown	1059.23
Summary of Low Grown	1247.47
TOTAL SALE AVERAGE	1198.70



ALL BROKERS PRIVATE SALE FIGURES (FOR THE PERIOD – 17TH TO 22ND MARCH 2025)

	WEEKLY	TODATE
High & Medium	181,509.00	1,646,636.60
Low	19,224.00	340,468.35
Green Tea	60,747.00	467,971.00
Organic Tea	12,466.00	85,053.00
BMF	55,601.00	490,131.00
Direct Sales	-	-
Forward Contract	53,400.00	714,736.00





- **Crop and Weather**
- **Crop Figures**
- **Tea News**
- **Tea Sale Arrangements**

CROP AND WEATHER - FOR THE PERIOD OF 17TH TO 23RD MARCH 2025



Western

Bright weather was recorded throughout the week in Agarapatana, whilst Dickoya and Talawakelle reported bright weather with occasional showers.



Nuwara Eliya

Nuwara Eliya districts recorded bright weather, whilst occasional showers were reported in Kandapola.



Uva

Badulla and Lunugala districts recorded bright weather throughout the week, whilst bright mornings with occasional evening showers were reported in Haputale.



Low Grown

Bright weather with occasional showers were experienced in Galle, Rathnapura and Deniyaya districts.



Crop

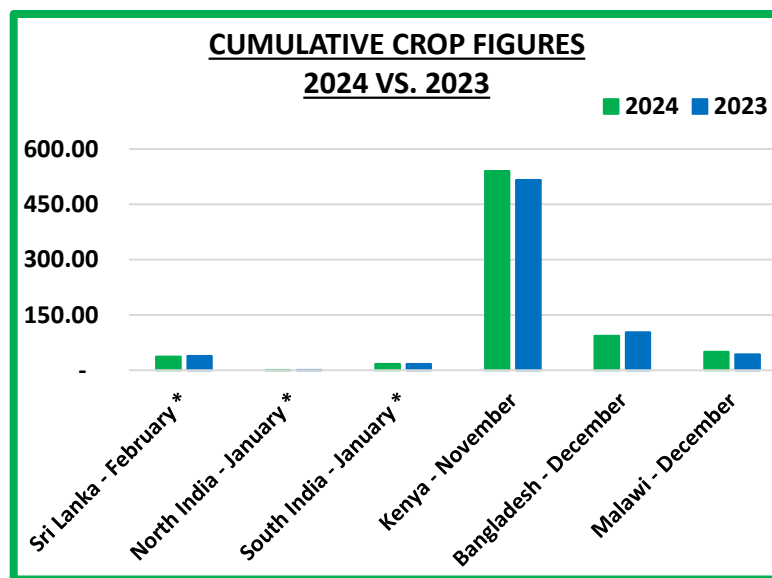
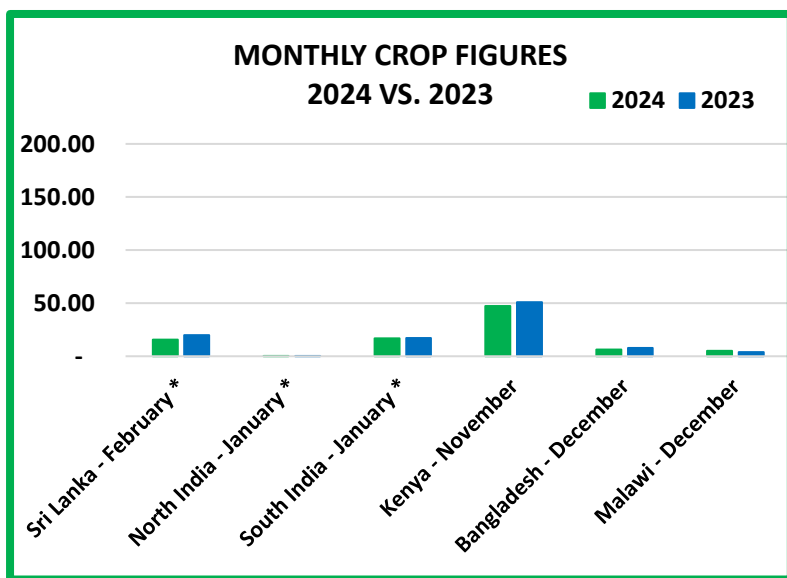
Crop intake is moderate.



CROP FIGURES OF MAJOR PRODUCING & EXPORTING COUNTRIES

Country	Month	2024 * 2025	2023 * 2024	Cumulative + Inc. / Dec.	Cumulative	2024 * 2025	2023 * 2024	Cumulative + Inc. / Dec.
Sri Lanka	February	*15.59	*19.99	- 4.40	Upto February	*37.16	*38.53	- 1.37
North India	January	*0.04 (E)	*0.37	- 0.33	Upto January	*0.04 (E)	*0.37	- 0.33
South India	January	*16.99(E)	*17.03	- 0.04	Upto January	*16.99(E)	*17.03	- 0.04
Kenya	November	47.41	50.90	- 3.49	Upto November	540.43	515.92	+ 24.51
Bangladesh	December	6.37	7.79	-1.42	Upto December	93.04	102.95	- 9.91
Malawi	December	5.02	4.02	+ 1.00	Upto December	49.79	43.35	+ 6.44

(E) - Estimated



TEA NEWS AROUND THE GLOBE



MOMBASA MARKET

SALE NO. 12 – SALE OF 24TH & 25TH MARCH 2025

There was good but selective general demand for the 189,658 packages (12,794,932.00 kilos); 31.12% remained unsold.

OFFERINGS

Leaf Grades	-	106,160 packages (6,978,665.00 kilos) – 36.85% unsold.
Dust Grades	-	64,520 packages (4,836,555.00 kilos) – 29.14% unsold.
Secondary Grades	-	18,978 packages (979,712.00 kilos) – 5.80% unsold.

MARKETS

Pakistan Packers, Yemen and **other Middle Eastern countries** maintained interest at lower levels with **Afghanistan** and **Bazaar** less active. **Egyptian Packers** lent good support but at lower rates while **Kazakhstan** and **other CIS states** were selective with maintained enquiry from **UK**. There was some interest from **Russia** and **South Sudan** while **Sudan** remained absent with **Local Packers** operating at easier rates. **Somalia** were more active at the lower end of the market.

LEAF GRADES (M2 & M3)

BP1:

Best – Irregular ranging between USC12 dearer with few lines up to USC24 above previous rates to easier by up to USC16.

Brighter – Saw irregular interest and ranged between USC20 dearer to easier by up to USC24.

Mediums – Some KTDA mediums gained up to USC18 while others irregularly lost up to USC22. Plantation mediums shed up to USC14 with many invoices remaining unsold.

Lower Medium – Eased by up to USC17.

Plainer – Lost up to USC10

PF1:

Best – Mostly easier by up to USC21 but select teas were USC6 dearer.

Brighter – Mostly easier by up to USC14 but a few teas gained up to USC4.

Mediums – KTDA mediums were mostly discounted by up to USC21 with select lines USC4 above previous rates. Plantation mediums shed up to USC20 with a few lines appreciating by up to USC6.

Lower Medium – Irregular and ranged between USC15 dearer to mostly easier by up to USC16.

Plainer – Irregular varying between USC16 dearer to USC8 below previous rates.

DUST GRADES (M1)

PDUST:

Best – Eased by up to USC26 but select invoices were USC8 above last rates.

Brighter – Lost up to USC10.

Mediums – KTDA mediums shed up to USC11 while some lines were USC2 dearer with improved enquiry from plantation mediums which gained up to USC17.

Lower Medium – Firm to mostly dearer by up to USC9 to easier by up to USC3.

Plainer – Eased by up to USC9 with some lines advancing by up to USC7.



TEA NEWS AROUND THE GLOBE



MOMBASA MARKET – Continued ;

DUST1:

Best – Saw irregular enquiry ranging between firm to USC6 dearer to mostly easier by up to USC16.

Brighter – Irregular absorption ranging between steady to USC10 dearer to USC12 below previous rates.

Mediums – KTDA mediums were irregular and ranged between USC10 dearer to easier by up to USC8. Plantation mediums saw more interest advancing by up to USC15.

Lower Medium – Were up to USC9 above previous rates to easier by up to USC6.

Plainer – Firm to mostly dearer by up to USC10 to easier by USC8.

SECONDARY GRADES (S1)

In the Secondary Catalogues, best **BPs** held value while others gained; **PFs** were firm with most cleaner types tending dearer. Clean well sorted coloury **Fannings** appreciated while similar **DUSTs** held value. **Other Fannings** were irregular and mostly steady with **DUSTs** selling at previous rates. **BMFs** were well absorbed.

QUOTATIONS	BROKENS - USC	FANNINGS - USC
Best	265 – 348	290 – 396
Good	252 – 338	270 – 315
Good Medium	244 – 310	265 – 304
Medium (KTDA)	140 – 200	142 – 278
Medium (Plantations)	129 – 167	149 – 204
Lower Medium	125 – 151	118 – 173
Plainer	100 – 128	084 – 126

AUCTION	KENYA 2024 \$	KENYA 2025 \$	TOTAL 2024 \$	TOTAL 2025 \$
10	2.22	2.24	2.12	2.16
11	2.25	2.22	2.14	2.14
12	2.26	2.19	2.18	2.11

SOURCE : AFRICA TEA BROKERS LTD.



TEA NEWS AROUND THE GLOBE



CHITTAGONG MARKET

SALE NO. 46 – 24TH MARCH 2025

CTC LEAF: 44,759 packages of tea met a restricted demand.

BROKENS/FANNINGS: A handful of clean liquoring teas on offer met with a fairly good demand and sold at around last levels. All other varieties witnessed much less demand and were subjected to heavy withdrawals. BLF teas were again difficult of sale and withdrawals were heavier.

DUST: 2,965 packages of tea on offer met with a fair demand. A select few clean liquoring Dusts sold well at slightly easier rates. Remainder, mostly reprinted saw only limited demand with heavy withdrawals. Blenders lent fair support with improved interest from the loose tea buyers.

COMMENTS: This week's sale witnessed a much weaker demand with only a few buyers operating in the sale. A few clean lines sold quite well but the remainder were withdrawn without any bids. The only interest in this sale emanated from a few Blenders.

Dusts sold well.

Our Catalogue: (Sale 46) Avg : Tk 170.00, Sold 21.53% , (Sale 45) Avg : Tk 182.55, Sold 41.69%.

Quotations – This Week – (In Taka)

Brokens	This Week	Last Week	Fannings	This week	Last Week	Dust	This week	Last Week
Best	210-220 nom	215-225 nom	Best	210-220 nom	215-225 nom	PD	175-225	165-238
Good	190-200 nom	200-210 nom	Good	190-200 nom	200-210 nom	RD	160-225	160-269
Medium	170-180	170-180	Medium	170-180	170-180	D	200-260	160-260
Plain	160-165	160-165	Plain	160-165	160-165	CD	330	225-288
BLF	160 nom	160 nom	BLF	160 nom	160 nom	BLF	160	160

Exchange Rates 24th March 2025 Sterling Pound 156.3683 Dollar: Tk. 121.0000

SOURCE : NATIONAL BROKERS LTD



SILIGURI MARKET

SALE NO. 12 – 20TH MARCH 2025

1. MARKET DESCRIPTION :

- DEMAND - GOOD FOR ESTATES AND LESS FOR REMAINDER.
- NOMINAL WEIGHT OF NEW SEASON TEAS FROM ESTATES SOLD RS. 15 TO 20 LOWER THAN THE OPENING LEVELS (SALE 13) OF LAST YEAR.
- NEW SEASON BOUGHT LEAF WERE RS. 10 TO 15 HIGHER THAN THE OPENING LEVELS (SALE 13) OF LAST YEAR WITH NOTICEABLE OUTLOTS.
- ALL DUSTS WERE DEARER WITH OUTLOTS IN THE COMMON/PLAINER VARIETIES.
- OLD SEASON TEAS WERE IRREGULAR.
- INTERNAL TRADE WAS THE MAINSTAY WITH SELECTIVE SUPPORT FROM TCPL AND EXPORTERS.

2. TOTAL AUCTION WEIGHTED AVERAGE (₹)

	SALE 12 - THIS YEAR						* SALE 13 - LAST YEAR					
	EST		BLF		TOTAL		EST		BLF		TOTAL	
	AVG.	OUT%	AVG.	OUT%	AVG.	OUT%	AVG.	OUT%	AVG.	OUT%	AVG.	OUT%
LEAF	318.83	26	139.89	58	182.53	53	329.58	9	126.47	39	231.65	26
DUST	321.27	11	131.88	53	212.37	41	304.79	9	98.85	34	186.41	25
TOTAL	319.14	25	139.42	58	184.81	52	326.93	9	122.39	38	225.90	26

SOURCE: PARCON INDIA PVT LTD



TEA NEWS AROUND THE GLOBE



KOLKATA ORTHODOX / CTC MARKET

SALE NO. 12 - 21ST MARCH 2025

1. MARKET DESCRIPTION :

- GOOD DEMAND FOR THE NOMINAL WEIGHT OF END SEASON TEAS ON OFFER WHICH SOLD AS PER QUALITY.
- TO DATE AVERAGES ARE HIGHER BY RS.65/- WITH 45% TEAS HAVING SOLD ABOVE RS.300/- AS COMPARED TO ONLY 10% LAST YEAR.

2. TOTAL AUCTION WEIGHTED AVERAGE (₹)

	WHOLE LEAF		BROKENS		FANNINGS
	1ST LINE	2ND LINE	LARGER	SMALLER	LEAFY
BEST	NQ	NQ	NQ	NQ	NQ
GOOD	NQ	NQ	NQ	NQ	NQ
MEDIUM	NQ	NQ	NQ	NQ	NQ

1. MARKET DESCRIPTION :

- DEMAND - FAIR FOR NEW SEASON DOOARS BOUGHT LEAF, GOOD FOR THE OLD SEASON ASSAMS.
- LEVELS FOR DOOARS BOUGHT LEAF WERE GENERALLY LOWER BY Rs.20/25 WITH AN OUTLOT OF 53% IN COMPARISON TO SALE 14 LAST YEAR.
- APPROXIMATELY 60 TONS MORE DOOARS BLF SOLD IN COMPARISON TO THE SALE MENTIONED ABOVE.
- EXPORTERS, INTERNAL AND LOCAL DEALERS WERE THE MAINSTAY WHILST TCPL WAS SELECTIVE.

2. TOTAL AUCTION WEIGHTED AVERAGE (₹)

	2024 - 25												2023 - 24	UPTO SALE - 12		
	NEW SEASON				OLD SEASON				COMBINED				SALE 12	2024	2023	2022
	OFFERED	SOLD	AVG.	OUT %	OFFERED	SOLD	AVG.	OUT %	OFFERED	SOLD	AVG.	OUT %	AVG.	AVG.	AVG.	AVG.
LEAF	2.05	1.16	146.89	43	4.82	3.30	143.81	32	6.87	4.46	144.61	35	129.22	232.38	198.45	209.29
DUST	0.04	0.09	239.88	26	3.86	2.84	131.59	26	3.90	2.93	134.92	25	125.51	256.23	207.05	229.10
TOTAL	2.10	1.20	149.42	43	8.67	6.14	138.15	29	10.77	7.34	139.99	32	127.83	240.98	201.01	214.83

SOURCE: PARCON INDIA PVT LTD



UPCOMING AUCTION DETAILS

Auction No.	14		13	
Dates	07 TH / 08 TH April 2025		01 ST / 02 ND April 2025	
	No. of Lots	Qty – kg	No. of Lots	Qty – kg
Ex-Estate	814	797,462	817	796,927
Main Sale Total	9,627	4,336,844	10,478	4,753,868
High & Medium	1,724	783,533	1,764	770,398
Low Grown – Leafy	1,897	693,089	1,988	749,576
Low Grown – Semi Leafy	1,389	562,309	1,515	629,225
Low Grown Tippy	1,683	779,107	1,888	879,635
Premium / Flowery	301	40,900	345	51,521
Off Grades	2,103	1,025,923	2,405	1,183,712
Dust	530	451,983	573	489,801
Grand Total	10,441	5,134,306	11,295	5,550,795
Reprints	502	254,194	773	383,148
Total No. of Lots on Offer	10,441		11,295	
Total Quantity on Offer (kg)	5,134,306		5,550,795	



SCHEDULED CLOSING DATES

Auction No.	Date of Sale	Ex-Estate	Main Sale
15	22 nd / 23 rd April 2025	27/03/2025	27/03/2025
16	28 th / 29 th April 2025	03/04/2025	03/04/2025
17	06 th / 07 th May 2025	10/04/2025	10/04/2025

PROMPT DATES

Auction No.	Buyers	Sellers
13	08/04/2025	09/04/2025
14	16/04/2025	17/04/2025
15	29/04/2025	30/04/2025



ORDER OF SALE (SALE NO. 13 - 01ST / 02ND APRIL 2025)

Main Sale Order – 1 (Leafy / Semi Leafy / Tippy / Premium / 1A)	Main Sale Order – 2 (H & M / Off Grade / Dust)	Ex-Estate
FORBES & WALKER TEA BROKERS (PVT) LTD	LANKA COMMODITY BROKERS LTD	ASIA SIYAKA COMMODITIES PLC.
ASIA SIYAKA COMMODITIES PLC.	BARTLEET PRODUCE MARKETING (PVT) LTD	FORBES & WALKER TEA BROKERS (PVT) LTD
EASTERN BROKERS. LTD.	FORBES & WALKER TEA BROKERS (PVT) LTD	MERCANTILE PRODUCE BROKERS (PVT) LTD
CEYLON TEA BROKERS PLC	MERCANTILE PRODUCE BROKERS (PVT) LTD	EASTERN BROKERS. LTD.
JOHN KEELLS PLC	ASIA SIYAKA COMMODITIES PLC.	JOHN KEELLS PLC
LANKA COMMODITY BROKERS LTD	JOHN KEELLS PLC	BARTLEET PRODUCE MARKETING (PVT) LTD
BARTLEET PRODUCE MARKETING (PVT) LTD	EASTERN BROKERS. LTD.	CEYLON TEA BROKERS PLC
MERCANTILE PRODUCE BROKERS (PVT) LTD	CEYLON TEA BROKERS PLC	LANKA COMMODITY BROKERS LTD

[RR : HR / SG]



TEA SALE ARRANGEMENTS



COLOMBO TEA TRADERS' ASSOCIATION

C/o. THE CEYLON CHAMBER OF COMMERCE, P.O.Box 274, No. 50, NAVAM MAWATHA, COLOMBO 02.

Telephone: 5588849; Facsimile: 2449352; E-Mail ; hemaratne@chamber.lk

CIRCULAR NO. 04 OF 2025

MARCH 06, 2025

TEA SALE ARRANGEMENTS FOR 02ND QUARTER 2025 – APRIL / MAY / JUNE

Sale No.	Date of Sale		Catalogue Closing Dates		Prompt Dates		10% Payment	E-Platform Levy Prompt Dates	
			Ex-Estate	Main Sale	Buyers	Sellers		Buyers	Sellers
APRIL									
13	Tue/Wed	01 st / 02 nd	14/03/2025 4.30 pm		08.04.2025	09.04.2025	04.04.2025	08.04.2025	10.04.2025
14	Mon/ Tue	07 th / 08 th	20/03/2025 4.30 pm		16.04.2025	17.04.2025	11.04.2025	16.04.2025	17.04.2025
15	Tue/Wed	22 nd / 23 rd	27/03/2025 4.30 pm		29.04.2025	30.04.2025	25.04.2025	29.04.2025	02.05.2025
16	Mon/ Tue	28 th / 29 th	03/04/2025 4.30 pm		05.05.2025	06.05.2025	02.05.2025	05.05.2025	07.05.2025



TEA SALE ARRANGEMENTS – Continued,



Sale No.	Date of Sale		Catalogue Closing Dates		Prompt Dates		10% Payment	E-Platform Levy Prompt Dates	
			Ex-Estate	Main Sale	Buyers	Sellers		Buyers	Sellers
MAY									
17	Tue/Wed	06 th / 07 th	10/04/2025 4.30 pm	14.05.2025	15.05.2025	09.05.2025	14.05.2025	16.05.2025	
18	Wed	14 th	24/04/2025 4.30 pm	20.05.2025	21.05.2025	16.05.2025	20.05.2025	22.05.2025	
19	Tue/Wed	20 th / 21 st	02/05/2025 4.30 pm	27.05.2025	28.05.2025	23.05.2025	27.05.2025	29.05.2025	
20	Tue/Wed	27 th / 28 th	08/05/2025 4.30 pm	03.06.2025	04.06.2025	30.05.2025	03.06.2025	05.06.2025	
JUNE									
21	Tue/Wed	03 rd / 04 th	16/05/2025 4.30 pm	11.06.2025	12.06.2025	06.06.2025	11.06.2025	13.06.2025	
22	Mon/Wed	09 th / 11 th	22/05/2025 4.30 pm	17.06.2025	18.06.2025	13.06.2025	17.06.2025	19.06.2025	
23	Tue/Wed	17 th / 18 th	29/05/2025 4.30 pm	24.06.2025	25.06.2025	20.06.2025	24.06.2025	26.06.2025	
24	Tue/Wed	24 th / 25 th	05/06/2025 4.30 pm	01.07.2025	02.07.2025	27.06.2025	01.07.2025	03.07.2025	





TEA SALE ARRANGEMENTS – Continued,

HOLIDAYS FOR 02 ND QUARTER OF 2025		
APRIL		
12 th	Saturday	Bak Full Moon Poya Day (P B M)
13 th	Sunday	Day Prior to Sinhala & Tamil New Year Day (P B M)
14 th	Monday	Sinhala & Tamil New Year Day (P B M)
15 th	Tuesday	Additional full holiday in lieu of Day prior to Sinhala & Tamil New Year Day falling on Sunday (B)
18 th	Friday	Good Friday (P B)
MAY		
01 st	Thursday	May Day (P B M)
12 th	Monday	Vesak Full Moon Poya Day (P B M)
13 th	Tuesday	Day following Vesak Full Moon Poya Day (P B M)
JUNE		
10 th	Tuesday	Poson Full Moon Poya Day (P B M)
P - Public B - Bank M - Mercantile		

THE OFFICE OF THE CTTA
THE COLOMBO TEA TRADERS' ASSOCIATION





“

Success is not final; failure is not fatal: It is the courage to continue that counts.

– Winston S. Churchill

”