



# TEA MARKET REPORT

## JOHN KEELLS PLC

**SALE NO.13 – 01<sup>ST</sup> / 02<sup>ND</sup> APRIL 2025**

# ORDER OF SALE (SALE NO. 13 – 01<sup>ST</sup> / 02<sup>ND</sup> APRIL 2025)

Main Sale Order – 1 (Leafy / Semi Leafy / Tippy / Premium / 1A)	Main Sale Order – 2 (H & M / Off Grade / Dust)	Ex-Estate
FORBES & WALKER TEA BROKERS (PVT) LTD	LANKA COMMODITY BROKERS LTD	ASIA SIYAKA COMMODITIES PLC.
ASIA SIYAKA COMMODITIES PLC.	BARTLEET PRODUCE MARKETING (PVT) LTD	FORBES & WALKER TEA BROKERS (PVT) LTD
EASTERN BROKERS. LTD.	FORBES & WALKER TEA BROKERS (PVT) LTD	MERCANTILE PRODUCE BROKERS (PVT) LTD
CEYLON TEA BROKERS PLC	MERCANTILE PRODUCE BROKERS (PVT) LTD	EASTERN BROKERS. LTD.
<b>JOHN KEELLS PLC</b>	ASIA SIYAKA COMMODITIES PLC.	<b>JOHN KEELLS PLC</b>
LANKA COMMODITY BROKERS LTD	<b>JOHN KEELLS PLC</b>	BARTLEET PRODUCE MARKETING (PVT) LTD
BARTLEET PRODUCE MARKETING (PVT) LTD	EASTERN BROKERS. LTD.	CEYLON TEA BROKERS PLC
MERCANTILE PRODUCE BROKERS (PVT) LTD	CEYLON TEA BROKERS PLC	LANKA COMMODITY BROKERS LTD



## AUCTION DETAILS

Auction No.	13	
Dates	01 <sup>ST</sup> / 02 <sup>ND</sup> April 2025	
	No. of Lots	Qty – kg
Ex Estate	817	796,927
Main Sale Total	10,478	4,753,868
High & Medium	1,764	770,398
Low Grown - Leafy	1,988	749,576
Low Grown - Semi Leafy	1,515	629,225
Low Grown Tippy	1,888	879,635
Premium / Flowery	345	51,521
Off Grades	2,405	1,183,712
Dust	573	489,801
Grand Total	11,295	5,550,795
Reprints	773	383,148
<b>Total No. of Lots Offered</b>	<b>11,295</b>	
<b>Total Quantity Offered (kg)</b>	<b>5,550,795</b>	

## PROMPT DATES

Auction No.	Buyers	Sellers
13	08/04/2025	09/04/2025

# COMMENTS

Tea Auction averages for the month of March 2025 recorded at Rs.1,183.76 is a decline of 8.6% in comparison to March 2024 which was at Rs.1,296.48. When analyzing the respective elevations, the High Growns recorded an average of Rs.1,144.99 with a negative variance of Rs.96.94 in comparison to Rs.1241.93 in March 2024. The Medium Growns too recorded a negative variance of Rs.117.07 with an average of Rs.1,056.50 when compared to Rs.1,173.37 in 2024. Similarly, the Low Growns recorded a negative variance of Rs.121.00 with an average of Rs.1,236.32 in March 2025 in comparison to Rs.1,357.32 in March 2024.

0.79Mkg of Ex- Estate teas on offer met with irregular demand. Select Best Western High Grown BOPs barely maintained, the below best and plainer varieties were firm to irregular. Select Best Western High Grown BOPFs were easier, the below best and plainer varieties appreciated at the commencement of the sale but declined steadily as the sale progressed with some invoices remaining unsold due to inadequate bids. Nuwara Eliya BOPs were selectively dearer following special inquiry, however some invoices remained unsold, the BOPFs were mostly firm. Uda Pussellawa BOPs declined from last levels with some invoices remaining unsold, the BOPFs barely maintained last levels. Uva BOPs declined, the BOPF too barely maintained last levels and were mostly easier. Low Grown CTC BP1s mostly remains unsold, the High and Medium BP1s were tending irregular. Low Grown CTC PF1s declined from last levels, the High and Medium sorts were firm to irregularly lower at times.

The 2.3Mkg of Low Grown teas on offer met with irregular demand. In the Leafy segment, OP/OPAs were lower to last. Select best and best OP1s were lower, others met with fair interest. BOP1s were lower to last. PEKOE / PEKOE1s were firm on last. In the Small Leaf segment, FBOPs were lower to last. FBOPF1s were firm. The BOPF.SP, BOPF, BOP.SP and BOPs were firm to easier. FBOPF varieties gained irregularly. Premium Flowery teas met with good demand.

Turkey, Russia and the C.I.S countries lent fair support. Libya and Iraq were active.







## MARKET DESCRIPTION

### Western Teas

Select best Western High Grown BOPs barely maintained last levels, the below best and plainer varieties too were tending irregular, but were mostly easier by Rs.50/- to Rs.80/- at times. Select best Western High Grown BOPFs too declined, the below best and plainer varieties appreciated Rs.50/- to Rs.60/- at the commencement of the sale, but declined as the sale progressed leaving some invoices unsold as the bids received were inadequate. Medium BOPs maintained last levels, the BOPFs were tending easier.

### Nuwara Eliya Teas

BOPs were selectively dearer following special inquiry, however some invoices remained unsold. The BOPFs were mostly firm.

### Uva Teas

Uva BOPs declined Rs.50/- to Rs.60/- at times, the BOPFs too barely maintained last levels and were mostly easier. Uda Pussellawa BOPs declined from last levels with some invoices remaining unsold. The BOPFs too barely maintained last levels.

### CTC Teas

Low Grown CTC BP1s mostly remained unsold, the High and Medium sorts were tending irregular. Low Grown CTC PF1s declined Rs.20/- on average, High and Medium sorts were firm to irregularly lower at times.

## QUOTATIONS

	BOP – RS.	BOPF – RS.
Good Westerns	1340 – 1480	1280 – 1600
Average Westerns	1120 – 1320	1160 – 1260
Plainer Westerns	860 – 1080	820 – 1140
Western Mediums	800 – 1600	880 – 1180
Uva Teas	1040 – 1220	1000 – 1240
Nuwara Eliya Teas	1440 – 1480	1200 – 1300
Uda Pussellawa Teas	900 – 1060	1020 – 1160
CTC (BP1 and PF1)	730 – 1200	750 – 1500





# MARKET DESCRIPTION

## Low Grown

Select best OP1s along with the best types were firm to easier, below best sorts along with the secondaries met with good demand. Select best and best OPs were lower to last, below best types too declined sharply, secondaries were firm on last. OPAs followed a similar trend as OPs. Select best BOP1s were firm to lower, best and below best types met with irregular demand, bold, mixed, poorer sorts were declined sharply. Well-made Pekoes gained, best types along with the bolder types were firm, others were irregular. Shotty Pekoe1s were firm to selectively dearer, others were firm to easier.

BOPs in general were firm. BOP.SP.s and BOPF.SP.s were firm. BOPF.s in general were easier. All FBOPF1s were firm. Select best FBOPs were firm whilst the best and below best, together with the bolder types declined. Select best FBOPF varieties were dearer whilst the rest were firm. Premium Flowery teas met with fair demand.

## Off Grades

Select best FGS1s were firm on last levels whilst best FGS1s were lower by Rs.20/- to Rs.30/-, below best and poorer sorts depreciated by Rs.20/- to Rs.40/-. Select best and best BM.s were firm on last levels. below best and poorer sorts appreciated by Rs.20/- to Rs.40/-. Select best and best BP.s maintained on last levels, below best and poorer varieties were dearer by Rs.20/- to Rs.40/-. Select best BOP1A.s maintained on last levels, best types were lower by Rs.30/- to Rs.40/-, below best types were lower by Rs.40/- to Rs.60/-, whilst poorer types maintained on last levels.

## Dust

Select best Dust1s were firm, best and below best types were dearer by Rs.20/- to Rs.40/-, poorer types were easier by Rs.20/-. Select best and best High and Medium CTC.s were firm, below best and poorer types declined by Rs.40/- and more. Low Grown CTC.s were dearer by Rs.40/-. Low Grown Dust / Dust1s showed an irregular demand.



# QUOTATIONS

	Select Best	Best	Below Best	Others
<b>LIQUORING</b>				
DUST-1	1300.00 - 1600.00	1200.00 - 1290.00	1000.00 - 1190.00	720.00 - 990.00
<b>OFF GRADES</b>				
FGS1	1020.00 - 1080.00	880.00 - 1010.00	810.00 - 870.00	670.00 - 800.00
FGS	830.00 - 1060.00	790.00 - 820.00	720.00 - 780.00	650.00 - 710.00
<b>LOW GROWNS</b>				
FBOPF / FFSP / FFEXSP	4000.00 - 4900.00	3800.00 - 3950.00	2500.00 - 2900.00	1000.00 - 1100.00
BOP	1450.00 - 1700.00	1400.00 - 1450.00	1200.00 - 1300.00	900.00 - 1000.00
BOPSP	1450.00 - 1600.00	1300.00 - 1400.00	1000.00 - 1100.00	900.00 - 950.00
BOPF	1300.00 - 1400.00	900.00 - 1000.00	850.00 - 900.00	800.00 - 850.00
FBOPF1	1550.00 - 1700.00	1450.00 - 1500.00	1300.00 - 1350.00	900.00 - 950.00
FBOP	2200.00 - 2350.00	1550.00 - 1600.00	1300.00 - 1350.00	900.00 - 1000.00
BOP1	2000.00 - 3000.00	1700.00 - 1950.00	1260.00 - 1400.00	850.00 - 1240.00
OP1	2650.00 - 3200.00	2300.00 - 2600.00	1550.00 - 2250.00	900.00 - 1440.00
OP	1400.00 - 1700.00	1320.00 - 1380.00	1260.00 - 1300.00	950.00 - 1240.00
OPA	1380.00 - 1750.00	1280.00 - 1360.00	1180.00 - 1260.00	880.00 - 1160.00
PEKOE	1460.00 - 2450.00	1300.00 - 1440.00	1200.00 - 1280.00	800.00 - 1180.00
PEKOE1	1650.00 - 2300.00	1420.00 - 1600.00	1300.00 - 1400.00	850.00 - 1280.00
DUST / DUST1	1000.00 - 1380.00	810.00 - 990.00	730.00 - 800.00	600.00 - 720.00



# EXCHANGE RATES

The average rates currencies quoted on 02<sup>nd</sup> April 2025 at 9.30 a.m. by Commercial Banks in Colombo for Telegraphic Transfers (TT).

CURRENCY	BUY RATE	SELL RATE
USD	291.88	300.39
EURO	313.35	326.07
GBP	375.68	389.78





- **Top Prices**
- **Colombo Auction Averages**
- **National Elevational Averages**
- **All Brokers Private Sale Figures**



# TOP PRICES (SALE NO. 13- 01<sup>ST</sup> / 02<sup>ND</sup> APRIL 2025)



WESTERN HIGH			
BOP		Robgill	1480.00
		Great Western	1480.00
BOPSP		Great Western	1380.00
BOPF/BOPFSP		Great Western	1600.00
FBOP/FBOP1		Inverness	1480.00
FBOPF/FBOPF1		Glenloch	1400.00
BOP1		Torrington	1440.00
OP/OPA	*	<b>Venture</b>	<b>1300.00</b>
OP1	*	<b>Venture</b>	<b>1440.00</b>
PEKOE/PEKOE1		Frotoft Super	1550.00

UVA HIGH			
BOP		Nayabedde	1220.00
		Kelliebedde	1220.00
BOPSP		Uva Highlands	1280.00
BOPF/BOPFSP		Bandaraeliya	1240.00
FBOP/FBOP1		Gonamotawa	1600.00
		Ellathota Uva	1600.00
FBOPF/FBOPF1		Oodoowerre	1380.00
		Gonamotawa	1380.00
BOP1		Uva Highlands	1650.00
OP/OPA		Spring Valley	1360.00
OP1		Gonamotawa	1750.00
PEKOE/PEKOE1		Gonamotawa	1550.00

NUWARA ELIYA			
BOP		Mahagastotte	1480.00
BOPSP		Kenmare	1100.00
BOPF/BOPFSP	*	<b>Lovers Leap</b>	<b>1300.00</b>
FBOP/FBOP1		Court Lodge	1400.00
OP/OPA		Court Lodge	1260.00
		Kenmare	1260.00
PEKOE/PEKOE1	*	<b>Lovers Leap</b>	<b>1440.00</b>

WESTERN MEDIUM			
BOP		Hatale	1600.00
BOPSP		Hatale	1400.00
BOPF/BOPFSP		Uplands	1160.00
FBOP/FBOP1		Harangalla	1850.00
FBOPF/FBOPF1		Harangalla	1650.00
BOP1		Harangalla	1650.00
		Dartry Valley	1650.00
OP/OPA		Cooroondoowatte	1320.00
OP1		Dartry Valley	1650.00
PEKOE/PEKOE1		Uplands	1800.00

UVA MEDIUM			
BOP		Tinioya	1380.00
BOPSP		Demodera 'S'	1340.00
BOPF/BOPFSP		Dickwella	1420.00
FBOP/FBOP1		Roseland Uva	1650.00
FBOPF/FBOPF1		Sarnia Plaiderie	1440.00
BOP1	*	<b>Sarnia Plaiderie</b>	<b>1600.00</b>
OP/OPA		Ury	1300.00
OP1	*	<b>Sarnia Plaiderie</b>	<b>1500.00</b>
PEKOE/PEKOE1		Misty-Uva	1650.00

CTC LOW			
PF1	**	<b>Hingalgoda CTC</b>	<b>1500.00</b>
BP1	*	<b>Nelunwatta CTC</b>	<b>1000.00</b>
BPS		Ross Feld CTC	780.00
OF		-	-

UDA PUSSELLAWA			
BOP		Kirklees	1060.00
BOPSP		Luckyland	1080.00
BOPF/BOPFSP		Kirklees	1160.00
FBOP/FBOP1		Blairlmond	1480.00
FBOPF/FBOPF1		Delmar	1360.00
BOP1		Blairlmond	1500.00
OP/OPA		Maha Uva	1300.00
OP1		Delmar	1380.00
PEKOE/PEKOE1		Blairlmond	1480.00
		Maha Uva	1480.00

CTC HIGH			
PF1	*	<b>Ulugedara CTC</b>	<b>1220.00</b>
BP1		-	-
BPS		Mount Vernon CTC	920.00
OF		-	-

CTC MEDIUM			
PF1	**	<b>New Peacock CTC</b>	<b>1180.00</b>
BP1	*	<b>New Peacock CTC</b>	<b>1200.00</b>
BPS		Aultmore CTC	920.00
OF		-	-



# TOP PRICES (SALE NO. 13 – 01<sup>ST</sup> / 02<sup>ND</sup> APRIL 2025)

LOW			
BOP		Purerich	1700.00
BOPSP		Kiruwanaganga	1600.00
BOPF		Rajjuruwatta Super	1600.00
BOPFSP		Rajjuruwatta Super	1550.00
		Andaradeniya Super	1550.00
FBOP		Adams View	2350.00
FBOP1		New Batuwangala	2050.00
FBOPF		Sithaka	2050.00
FBOPF1		Pothotuwa	1750.00
		Sithaka	1750.00
BOP1		Gunawardena	3000.00
OP1		Pothotuwa	3200.00
	*	<b>Kiruwanaganga</b>	<b>3100.00</b>
OP	*	<b>Bogoda Group</b>	<b>1700.00</b>
OPA		Green Lanka	1750.00
		Lellopitiya Super	1750.00
PEKOE		Adams View	2450.00
PEKOE1		Mulatiyana Hills	2300.00

PREMIUM			
FBOPFSP		Greenwin Super	4900.00
FBOPFEXSP		Lions	4950.00
		H P P Tea	4950.00
FBOPFEXSP1		Kiruwanaganga	3950.00

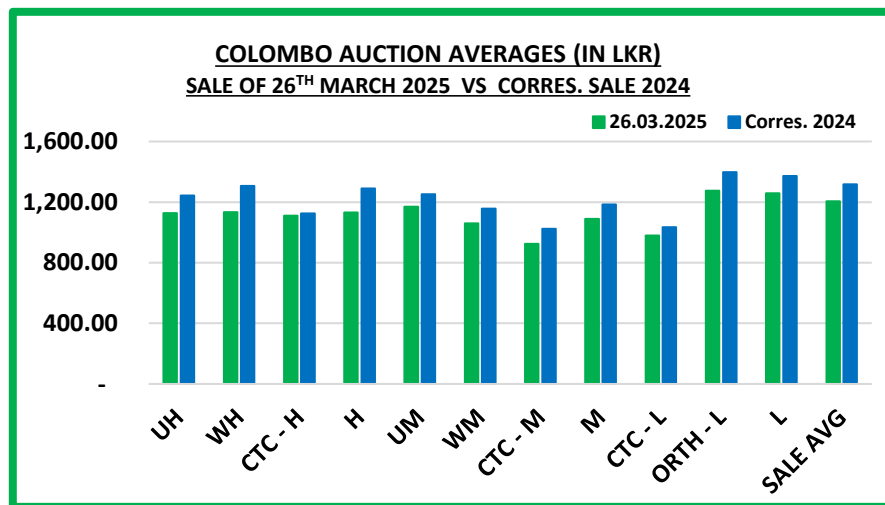
DUST			
DUST1	**	<b>Mattakelle</b>	<b>1600.00</b>
P.DUST	*	<b>Hingalgoda CTC</b>	<b>1460.00</b>

OFF GRADES			
FNGS/FNGS1	*	<b>Wattegodde</b>	<b>1080.00</b>
		Clydesdale	1080.00
		Lethenty	1080.00
PFNGS		Chandrika CTC	880.00
BM		Uplands	1160.00
BP		Chandrika Estate	1300.00
BOP1A		Aldora	1380.00

**\*\* MORE THAN ONE TOP PRICE OBTAINED**  
**\* TEAS SOLD BY JOHN KEELLS PLC**  
**+ ALL TIME RECORD PRICE**  
**++ ALL TIME RECORD PRICE EQUALED**



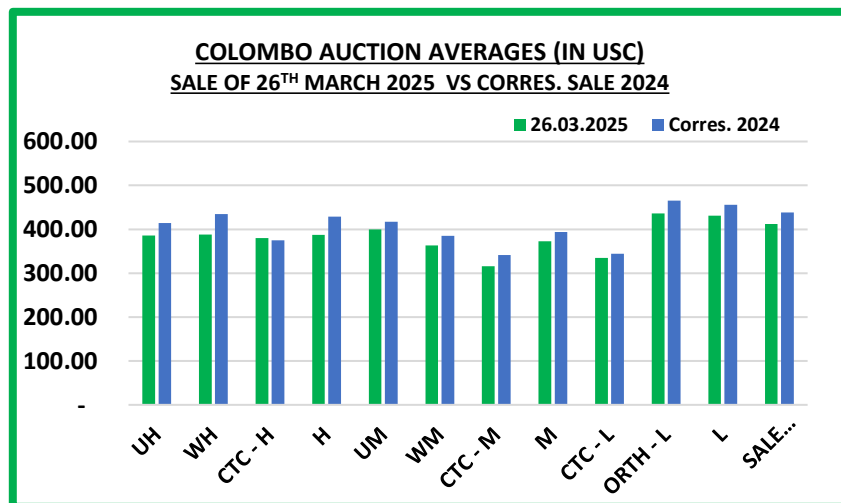
# COLOMBO AUCTION AVERAGES



	Sale of 19/03/2025 In LKR	Sale of 26/03/2025 In LKR	Corres. 2024 In LKR
Uva High Grown	1098.38	1128.43	1243.59
Western High Grown	1170.68	1133.59	1306.83
CTC High Grown	1104.00	1111.58	1125.66
<b>Summary of High Grown</b>	<b>1154.94</b>	<b>1132.21</b>	<b>1289.39</b>
Uva Medium Grown	1159.52	1170.68	1253.03
Western Medium Grown	1044.63	1059.68	1155.98
CTC Medium Grown	964.51	924.74	1023.82
<b>Summary of Medium Grown</b>	<b>1070.43</b>	<b>1090.01</b>	<b>1184.29</b>
CTC Low Grown	1016.36	980.22	1033.70
Orthodox Low Grown	1266.96	1275.73	1397.91
<b>Summary of Low Grown</b>	<b>1256.75</b>	<b>1259.02</b>	<b>1371.96</b>
<b>TOTAL SALE AVERAGE</b>	<b>1202.97</b>	<b>1204.58</b>	<b>1317.15</b>



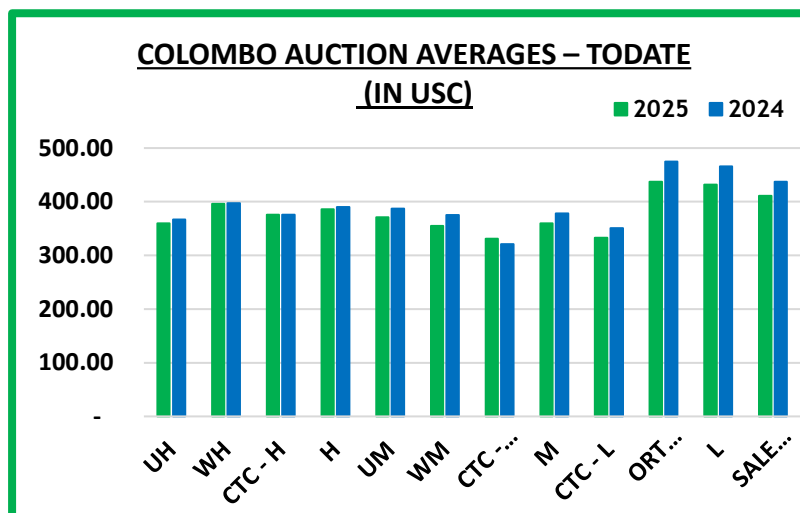
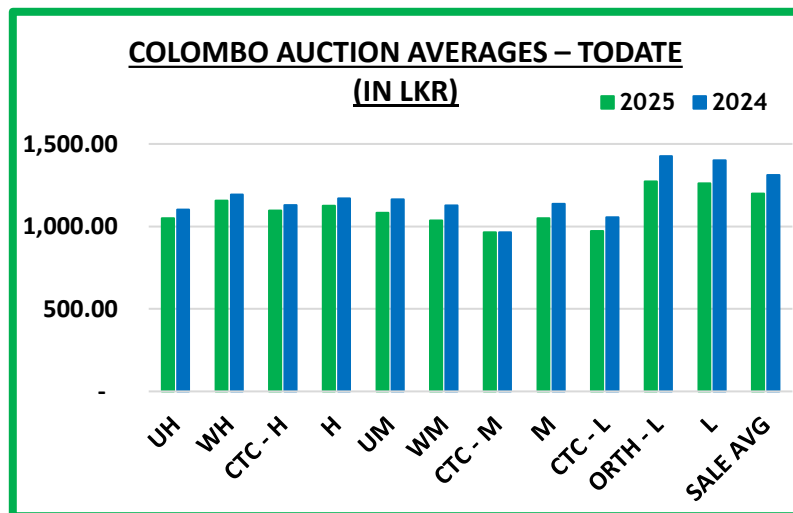
# COLOMBO AUCTION AVERAGES



	Sale of 19/03/2025 In USC	Sale of 26/03/2025 In USC	Corres. 2024 In USC
Uva High Grown	376	386	414
Western High Grown	401	388	435
CTC High Grown	378	380	375
<b>Summary of High Grown</b>	<b>396</b>	<b>387</b>	<b>429</b>
Uva Medium Grown	397	400	417
Western Medium Grown	358	363	385
CTC Medium Grown	331	316	341
<b>Summary of Medium Grown</b>	<b>367</b>	<b>373</b>	<b>394</b>
CTC Low Grown	348	335	344
Orthodox Low Grown	434	436	465
<b>Summary of Low Grown</b>	<b>431</b>	<b>431</b>	<b>456</b>
<b>TOTAL SALE AVERAGE</b>	<b>412</b>	<b>412</b>	<b>438</b>



# COLOMBO AUCTION AVERAGES



January to Date (Sale No.12)	2025 LKR	2024 LKR	2025 USC	2024 USC
Uva High Grown	1050.00	1101.94	360	367
Western High Grown	1155.53	1192.93	396	397
CTC High Grown	1097.19	1129.10	376	376
<b>Summary of High Grown</b>	<b>1126.15</b>	<b>1170.78</b>	<b>386</b>	<b>390</b>
Uva Medium Grown	1083.19	1164.62	371	387
Western Medium Grown	1036.50	1127.00	355	375
CTC Medium Grown	964.87	964.11	331	321
<b>Summary of Medium Grown</b>	<b>1050.09</b>	<b>1137.49</b>	<b>360</b>	<b>378</b>
CTC Low Grown	972.07	1054.87	333	351
Orthodox Low Grown	1273.40	1426.87	437	475
<b>Summary of Low Grown</b>	<b>1260.35</b>	<b>1401.10</b>	<b>432</b>	<b>466</b>
<b>TOTAL SALE AVERAGE</b>	<b>1199.81</b>	<b>1312.08</b>	<b>411</b>	<b>437</b>





# COLOMBO AUCTION AVERAGES

FROM 01 <sup>ST</sup> TO 26 <sup>TH</sup> MARCH 2025	LKR
Uva High Grown	1108.70
Western High Grown	1182.67
<b>Summary of High Grown</b>	<b>1165.75</b>
Uva Medium Grown	1145.58
Western Medium Grown	1038.73
<b>Summary of Medium Grown</b>	<b>1061.97</b>
<b>Summary of Low Grown</b>	<b>1248.61</b>
<b>TOTAL SALE AVERAGE</b>	<b>1198.37</b>





# NATIONAL ELEVATIONAL AVERAGES

NATIONAL ELEVATIONAL AVERAGES – MARCH 2025				
Elevation	MONTH		TODATE	
	QUANTITY - KG	AVERAGE - RS. / KG	QUANTITY - KG	AVERAGE - RS. / KG
<b>ORTHODOX</b>				
UVA-HIGH	848,328	1,100.43	3,287,872	1,059.03
WESTERN-HIGH	2,681,358	1,190.92	7,760,464	1,172.63
UVA-MEDIUM	685,348	1,144.17	2,837,854	1,083.67
WESTERN-MEDIUM	1,530,498	1,085.77	4,838,054	1,068.28
LOW	10,281,487	1,271.98	34,787,466	1,276.01
<b>TOTAL</b>	<b>16,027,019</b>	<b>1,226.09</b>	<b>53,511,709</b>	<b>1,218.70</b>
<b>CTC</b>				
UVA-HIGH	100,766	1,136.99	184,713	1,118.60
WESTERN-HIGH	431,965	1,109.94	990,624	1,099.73
WESTERN-MEDIUM	832,563	960.02	2,252,878	963.25
LOW	875,557	993.53	2,905,297	968.23
<b>TOTAL</b>	<b>2,240,851</b>	<b>1,009.97</b>	<b>6,333,512</b>	<b>991.41</b>
<b>OTH/CTC</b>				
UVA-HIGH	949,094	1,104.31	3,472,585	1,062.20
WESTERN-HIGH	3,113,323	1,179.69	8,751,088	1,164.38
UVA-MEDIUM	685,348	1,144.17	2,837,854	1,083.67
WESTERN-MEDIUM	2,363,061	1,041.46	7,090,932	1,034.91
LOW	11,157,044	1,250.13	37,692,763	1,252.29
<b>TOTAL</b>	<b>18,267,870</b>	<b>1,199.58</b>	<b>59,845,221</b>	<b>1,194.65</b>
<b>GREEN</b>				
UVA-HIGH	55,732	1,213.35	127,667	1,242.78
WESTERN-HIGH	65,655	1,367.45	182,565	1,341.47
UVA-MEDIUM	15,020	1,428.03	63,835	1,393.49
WESTERN-MEDIUM	42,612	1,255.73	126,505	1,260.59
LOW	330	2,250.00	932	2,415.24
<b>TOTAL</b>	<b>179,349</b>	<b>1,299.72</b>	<b>501,504</b>	<b>1,304.56</b>





# NATIONAL ELEVATIONAL AVERAGES – Continued;

Elevation	MONTH		TODATE	
	QUANTITY - KG	AVERAGE - RS. / KG	QUANTITY - KG	AVERAGE - RS. / KG
<b>ORGANIC TEAS</b>				
UVA-HIGH	15,243	1,688.00	34,835	1,496.30
WESTERN-MEDIUM	18,787	2,339.73	49,732	1,837.99
LOW	2,772	3,327.53	5,114	3,051.17
<b>TOTAL</b>	<b>36,802</b>	<b>2,144.19</b>	<b>89,681</b>	<b>1,774.45</b>
<b>SPECIAL TEA</b>				
UVA-HIGH	4,013	1,688.76	10,655	1,634.73
WESTERN-HIGH	587	20,242.97	1,849	21,424.01
UVA-MEDIUM	34	28,264.71	99	28,030.30
WESTERN-MEDIUM	8,617	1,723.08	19,166	1,777.72
LOW	954	7,845.39	4,857	6,355.27
OTHERS	0	0.00	10	300.00
<b>TOTAL</b>	<b>14,205</b>	<b>2,952.78</b>	<b>36,635</b>	<b>3,405.07</b>
<b>BLACK TEA SALES FROM REFUSE TEA PROCESSING CENTRES</b>				
UVA-HIGH	76,814	616.97	240,058	672.14
WESTERN-HIGH	175,808	752.92	560,909	747.75
UVA-MEDIUM	8,580	782.42	36,720	796.60
WESTERN-MEDIUM	79,463	729.00	230,295	727.04
LOW	305,464	730.63	945,308	718.59
OTHERS	186,344	2,343.03	495,014	2,310.98
<b>TOTAL</b>	<b>832,473</b>	<b>738.88</b>	<b>2,508,304</b>	<b>734.64</b>
<b>COMPOSITE NATIONAL AVERAGES</b>				
OTHER	1,800	754.00	8,630	747.07
HIGH GROWN	4,456,269	1,144.99	13,382,211	1,118.77
MEDIUM GROWN	3,378,517	1,056.30	10,873,863	1,040.44
LOW GROWN	11,494,113	1,236.32	38,716,642	1,239.35
<b>ALL TEA AVERAGE</b>	<b>19,330,699</b>	<b>1,183.76</b>	<b>62,981,345</b>	<b>1,179.32</b>



# ALL BROKERS PRIVATE SALE FIGURES (FOR THE PERIOD – 24<sup>TH</sup> TO 29<sup>TH</sup> MARCH 2025)

	WEEKLY	TODATE
High & Medium	219,718.50	1,866,355.10
Low	21,844.00	362,312.35
Green Tea	30,793.00	498,764.00
Organic Tea	11,214.00	96,267.00
BMF	58,810.00	548,941.00
Direct Sales	-	-
Forward Contract	77,880.00	792,616.00





- **Crop and Weather**
- **Crop Figures**
- **Tea News**
- **Notice**

## CROP AND WEATHER - FOR THE PERIOD OF 24<sup>TH</sup> TO 30<sup>TH</sup> MARCH 2025



### **Western**

Bright weather was recorded throughout the week in Agarapatana, whilst Dickoya and Talawakelle reported bright weather with occasional showers.



### **Nuwara Eliya**

Kandapola recorded bright weather, whilst occasional showers were reported in the Nuwara Eliya district.



### **Uva**

Badulla and Lunugala districts recorded bright weather throughout the week, whilst bright mornings with occasional evening showers were reported in Haputale.



### **Low Grown**

Bright weather with occasional showers were experienced in Galle, Rathnapura and Deniyaya districts.



### **Crop**

Crop intake is moderate to high.

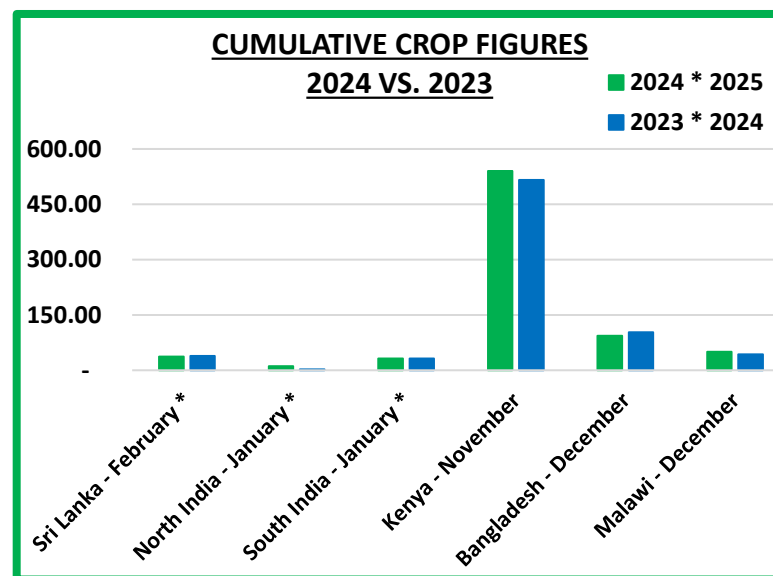
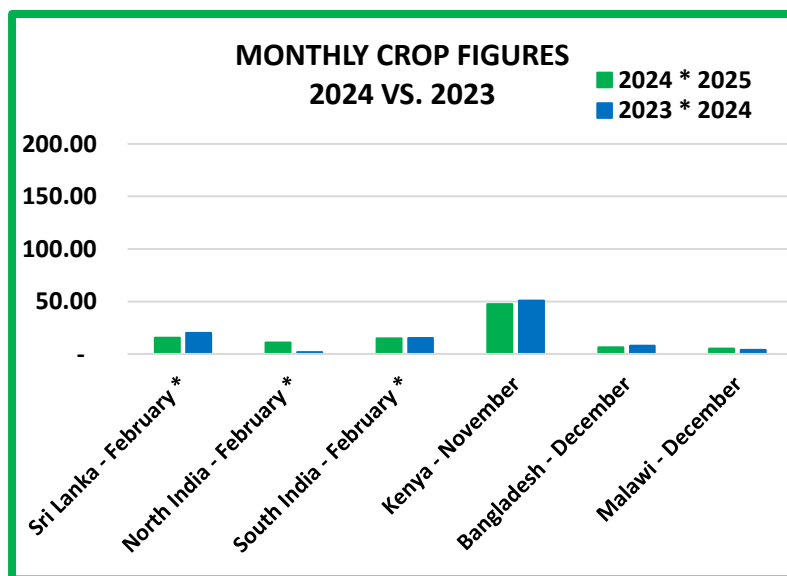




# CROP FIGURES OF MAJOR PRODUCING & EXPORTING COUNTRIES

Country	Month	2024 * 2025	2023 * 2024	Cumulative + Inc. / Dec.	Cumulative	2024 * 2025	2023 * 2024	Cumulative + Inc. / Dec.
Sri Lanka	February	*15.59	*19.99	- 4.40	Upto February	*37.16	*38.53	- 1.37
North India	February	*10.97(E)	*1.91	+ 9.06	Upto February	*11.01(E)	*2.28	+ 8.73
South India	February	*14.78(E)	*15.07	- 0.29	Upto February	*31.77(E)	*32.10	- 0.33
Kenya	November	47.41	50.90	- 3.49	Upto November	540.43	515.92	+ 24.51
Bangladesh	December	6.37	7.79	-1.42	Upto December	93.04	102.95	- 9.91
Malawi	December	5.02	4.02	+ 1.00	Upto December	49.79	43.35	+ 6.44

(E) - Estimated



# TEA NEWS AROUND THE GLOBE



## MOMBASA MARKET

SALE NO. 13 – SALE OF 01<sup>ST</sup> / 02<sup>ND</sup> APRIL 2025

There was steady general demand for the 191,060 packages (12,894,927.00 kilos) available in the market with 28.70% remaining unsold.

### OFFERINGS

Leaf Grades	-	110,600 packages (7,260,824.00 kilos) – 28.73% unsold.
Dust Grades	-	62,920 packages (4,712,735.00 kilos) – 31.82% unsold.
Secondary Grades	-	17,547 packages ( 921,368.00 kilos) – 17.33% unsold.

### MARKETS

**Pakistan Packers** were active but at lower rates with maintained support from **Yemen** and **other Middle Eastern countries**. There was less activity from **Kazakhstan** and **other CIS states** while **Bazaar** and **Afghanistan** showed some enquiry. **Egyptian Packers** were more active with reduced interest from **UK**. **Russia** were quiet with **Sudan** absent. **South Sudan** reduced absorption while **Local Packers** showed some activity. **Somalia** maintained support at the lower end of the market.

### LEAF GRADES (M2 & M3)

#### **BP1:**

**Best** – Lost up to USC59 with some invoices USC62 below previous levels.

**Brighter** – Mostly eased by USC12 and some lines lost up to USC26.

**Mediums** – KTDA mediums shed USC15 with a few invoices up to USC28 easier while plantation mediums lost up to USC12 but some lines were up by a similar margin.

**Lower Medium** – Saw improved absorption appreciating by up to USC11 but a few lines shed up to USC9.

**Plainer** – Were up to USC16 below previous rates with select teas up to USC10 dearer.

#### **PF1:**

**Best** – Were irregular and mostly shed by up to USC17 while some teas were USC10 above previous rates.

**Brighter** – Irregular enquiry at USC8 dearer to mostly easier by up to USC7.

**Mediums** – KTDA mediums were steady to USC15 dearer with some lines USC28 above last levels to irregularly easier by up to USC11 while plantation mediums were up to USC8 above last levels.

**Lower Medium** – Saw irregular interest ranging between USC33 dearer to USC7 easier.

**Plainer** – Irregularly lost up to USC12.

### DUST GRADES (M1)

#### **PDUST:**

**Best** – Irregular enquiry and ranged between firm to USC20 dearer to easier by up to USC8.

**Brighter** – Shed up to USC9.

**Mediums** – KTDA mediums were firm to USC25 above previous rates for some teas with others up to USC10 easier; plantation mediums were steady to USC10 dearer with a few invoices appreciating by up to USC35.

**Lower Medium** – Saw irregular interest at USC12 dearer to easier by up to USC23.

**Plainer** – Firm to USC12 above previous rates for a few teas but mostly eased by up to USC13.



# TEA NEWS AROUND THE GLOBE



## MOMBASA MARKET – Continued ;

### DUST1:

**Best** – Some lines lost up to USC15 with some invoices steady to USC10 above previous rates.

**Brighter** – Met irregular interest and varied between firm to USC13 dearer to easier by up to USC7.

**Mediums** – KTDA mediums were up to USC15 easier with some teas USC28 below previous levels but some lines gained up to USC11; plantation mediums were dearer by up to USC19.

**Lower Medium** – Lost up to USC10.

**Plainer** – Were up to USC11 below last levels.

### SECONDARY GRADES (S1)

In the Secondary Catalogues, **BP**s were well competed for at steady rates with **PF**s generally firm. Clean well sorted coloury **Fannings** held value with similar **DUST**s steady. **Other Fannings** tended easier while **DUST**s mostly sold below last levels. **BMF**s were readily absorbed.

QUOTATIONS	BROKENS - USC	FANNINGS - USC
Best	247 – 324	280 – 406
Good	200 – 322	270 – 318
Good Medium	208 – 262	270 – 308
Medium (KTDA)	140 – 210	146 – 278
Medium (Plantations)	133 – 151	148 – 208
Lower Medium	120 – 148	115 – 153
Plainer	102 – 128	095 – 129

AUCTION	KENYA 2024 \$	KENYA 2025 \$	TOTAL 2024 \$	TOTAL 2025 \$
10	2.22	2.24	2.12	2.16
11	2.25	2.22	2.14	2.14
12	2.26	2.19	2.18	2.11

SOURCE : AFRICA TEA BROKERS LTD.



# TEA NEWS AROUND THE GLOBE



## SILIGURI MARKET

SALE NO. 13 – 28<sup>TH</sup> MARCH 2025

### 1. MARKET DESCRIPTION :

- DEMAND – GOOD FOR ESTATES AND LESS FOR REMAINDER.
- PRICES FOR ALL ESTATES WERE EASIER WHEN COMPARED TO LAST WEEK AS WELL AS CORRESPONDING SALE OF LAST YEAR.
- COMMON/PLAINER VARIETIES EASED WITH NOTICEABLE OUTLOTS WHEN COMPARED TO LAST WEEK. HOWEVER, AVERAGES WERE HIGHER WHEN COMPARED TO LAST YEAR.
- NOMINAL WEIGHT OF OLD SEASON TEAS ON OFFER WERE IRREGULAR.
- INTERNAL BUYERS WERE THE MAINSTAY WITH SUPPORT FROM EXPORTERS. MAJOR BLENDEES WERE SELECTIVE.

### 2. TOTAL AUCTION WEIGHTED AVERAGE ( ₹ )

	SALE 13-THIS YEAR						SALE 12-THIS YEAR						+/-					
	EST		BLF		TOTAL		EST		BLF		TOTAL		EST		BLF		TOTAL	
	AVG.	OUT%	AVG.	OUT%	AVG.	OUT%	AVG.	OUT%	AVG.	OUT%	AVG.	OUT%	AVG.	OUT%	AVG.	OUT%	AVG.	OUT%
LEAF	280.36	25	132.19	56	192.07	47	318.83	26	139.89	58	182.53	53	-38.47	-1	-7.70	-2	9.54	-6
DUST	269.47	25	130.82	51	207.52	39	321.27	11	131.88	53	212.37	41	-51.80	14	-1.06	-2	-4.85	-2
TOTAL	279.33	25	132.11	56	193.18	47	319.14	25	139.42	58	184.81	52	-39.81	1	-7.30	-2	8.37	-6

SOURCE: PARCON INDIA PVT LTD

## GUWAHATI MARKET

SALE NO. 13 – 27<sup>TH</sup> MARCH 2025

### 1. MARKET DESCRIPTION :

- DEMAND- GOOD FOR THE NOMINAL WEIGHT OF NEW SEASON TEAS AND FAIR FOR THE REMAINDER.
- NEW SEASON TEAS SOLD AT LEVELS WHICH WERE LOWER TO PREVIOUS YEAR BY RS. 20/- TO 30/- ,
- GOOD AND BEST SOLD IN THE RANGE BETWEEN 300/- TO 450/-, BETTER MEDIUM BETWEEN 220/- TO 250/- AND MEDIUM/COMMON TEAS BETWEEN 140/- TO 190/-
- SELECT QUALITY FANNINGS WERE WELL COMPETED FOR.
- OLD SEASON TEAS SOLD AROUND LAST, CLEANER SORTS WERE WELL RECEIVED.
- INTERNAL TRADERS AND WESTERN INDIA BUYERS OPERATED ON NEW SEASON TEAS. HUL LENT SOME SUPPORT ON QUALITY NEW SEASON DUST GRADES.
- INTERNAL BUYERS WERE MAINSTAY IN THE OLD SEASON TEAS WITH SUPPORT FROM EXPORTERS AND OTHER SECTIONS OF THE TRADE.

### 2. TOTAL AUCTION WEIGHTED AVERAGE ( ₹ )

	2024-25			2023-24			UPTO SALE - 13		
	SALE - 13	SALE - 9	+/-	SALE - 13	SALE - 10	+/-	2024-25	2023-24	2022-23
LEAF	139.66	149.20	-9.54	117.37	123.14	-5.77	226.60	185.74	188.78
DUST	126.35	149.39	-23.04	104.60	111.79	-7.19	228.09	179.37	192.56
TOTAL	134.69	149.26	-14.57	111.83	118.36	-6.53	227.08	183.94	189.81

SOURCE: PARCON INDIA PVT LTD



# UPCOMING AUCTION DETAILS

Auction No.	15		14	
Dates	22 <sup>nd</sup> / 23 <sup>rd</sup> April 2025		07 <sup>th</sup> / 08 <sup>th</sup> April 2025	
	No. of Lots	Qty – kg	No. of Lots	Qty – kg
Ex-Estate	865	881,754	814	797,462
Main Sale Total	10,894	5,085,683	9,627	4,336,844
High & Medium	2,037	979,991	1,724	783,533
Low Grown – Leafy	2,128	820,021	1,897	693,089
Low Grown – Semi Leafy	1,558	651,802	1,389	562,309
Low Grown Tippy	1,948	916,776	1,683	779,107
Premium / Flowery	355	53,901	301	40,900
Off Grades	2,268	1,134,673	2,103	1,025,923
Dust	600	528,519	530	451,983
Grand Total	11,759	5,967,437	10,441	5,134,306
Reprints	721	361,314	502	254,194
<b>Total No. of Lots on Offer</b>	<b>11,759</b>		<b>10,441</b>	
<b>Total Quantity on Offer (kg)</b>	<b>5,967,437</b>		<b>5,134,306</b>	



## SCHEDULED CLOSING DATES

Auction No.	Date of Sale	Ex-Estate	Main Sale
16	28 <sup>th</sup> / 29 <sup>th</sup> April 2025	03/04/2025	03/04/2025
17	06 <sup>th</sup> / 07 <sup>th</sup> May 2025	10/04/2025	10/04/2025
18	14 <sup>th</sup> May 2025	24/04/2025	24/04/2025

## PROMPT DATES

Auction No.	Buyers	Sellers
14	16/04/2025	17/04/2025
15	29/04/2025	30/04/2025
16	05/05/2025	06/05/2025





## ORDER OF SALE (SALE NO. 14 – 07<sup>TH</sup> / 08<sup>TH</sup> APRIL 2025)

Main Sale Order – 1 (Leafy / Semi Leafy / Tippy / Premium / 1A)	Main Sale Order – 2 (H & M / Off Grade / Dust)	Ex-Estate
ASIA SIYAKA COMMODITIES PLC.	BARTLEET PRODUCE MARKETING (PVT) LTD	FORBES & WALKER TEA BROKERS (PVT) LTD
CEYLON TEA BROKERS PLC	FORBES & WALKER TEA BROKERS (PVT) LTD	MERCANTILE PRODUCE BROKERS (PVT) LTD
<b>JOHN KEELLS PLC</b>	MERCANTILE PRODUCE BROKERS (PVT) LTD	EASTERN BROKERS. LTD.
EASTERN BROKERS. LTD.	ASIA SIYAKA COMMODITIES PLC.	<b>JOHN KEELLS PLC</b>
LANKA COMMODITY BROKERS LTD	<b>JOHN KEELLS PLC</b>	BARTLEET PRODUCE MARKETING (PVT) LTD
BARTLEET PRODUCE MARKETING (PVT) LTD	EASTERN BROKERS. LTD.	CEYLON TEA BROKERS PLC
MERCANTILE PRODUCE BROKERS (PVT) LTD	CEYLON TEA BROKERS PLC	LANKA COMMODITY BROKERS LTD
FORBES & WALKER TEA BROKERS (PVT) LTD	LANKA COMMODITY BROKERS LTD	ASIA SIYAKA COMMODITIES PLC.

[ RR : HR / SG ]



## NOTICE



**We congratulate Lumbini Tea Factory  
for obtaining awards  
at the Global Tea Championship (GTC), World Tea Expo Awards  
Ceremony 2025 held in Las Vegas.**

- **Origin Awards on Leaf (Silver Feathers)**
- **Superior Awards on Leaf – White Tea (Silver Feathers), Black Tea (Manjary)**
- **Superior Awards on Liquor – White Tea (Silver Feathers), Black Tea (Moonson Black)**
- **Premium Award – White Tea (Silver Feathers), Black Tea Orthodox (Singharaja Wiry Tips)**
- **Honorable Mention Award – White Tea (Silver Feathers)**
- **Grand Prize Award – Lumbini Tea Valley (Silver Feathers)**





“

Opportunities don't happen. You create them.

– **Chris Grosser**

”