



# TEA MARKET REPORT

## JOHN KEELLS PLC

**SALE NO.14 – 03<sup>RD</sup> / 04<sup>TH</sup> APRIL 2023**

# ORDER OF SALE (SALE NO. 14 – 03<sup>RD</sup> / 04<sup>TH</sup> APRIL 2023)

Main Sale Order – 1 (Leafy / Semi Leafy / Tippy / Premium / 1A)	Main Sale Order – 2 (H & M / Off Grade / Dust)	Ex-Estate
FORBES & WALKER TEA BROKERS (PVT) LTD	BARTLEET PRODUCE MARKETING (PVT) LTD	FORBES & WALKER TEA BROKERS (PVT) LTD
ASIA SIYAKA COMMODITIES PLC.	FORBES & WALKER TEA BROKERS (PVT) LTD	EASTERN BROKERS. LTD.
EASTERN BROKERS. LTD.	MERCANTILE PRODUCE BROKERS (PVT) LTD	CEYLON TEA BROKERS PLC
CEYLON TEA BROKERS PLC	ASIA SIYAKA COMMODITIES PLC.	LANKA COMMODITY BROKERS LTD
<b>JOHN KEELLS PLC</b>	<b>JOHN KEELLS PLC</b>	<b>JOHN KEELLS PLC</b>
LANKA COMMODITY BROKERS LTD	EASTERN BROKERS. LTD.	MERCANTILE PRODUCE BROKERS (PVT) LTD
BARTLEET PRODUCE MARKETING (PVT) LTD	CEYLON TEA BROKERS PLC	BARTLEET PRODUCE MARKETING (PVT) LTD
MERCANTILE PRODUCE BROKERS (PVT) LTD	LANKA COMMODITY BROKERS LTD	ASIA SIYAKA COMMODITIES PLC.



## AUCTION DETAILS

-	14	
Dates	03 <sup>rd</sup> / 04 <sup>th</sup> April 2023	
	No. of Lots	Qty – kg
Ex Estate	721	778,764
Main Sale Total	9,737	4,626,352
High & Medium	1,487	669,387
Low Grown - Leafy	2,014	770,159
Low Grown - Semi Leafy	1,514	664,457
Low Grown Tippy	1,750	850,087
Premium / Flowery	214	38,785
Off Grades	2,186	1,110,820
Dust	572	522,657
Grand Total	10,458	5,405,116
Reprints	689	329,955
<b>Total No. of Lots Offered</b>	<b>10,458</b>	
<b>Total Quantity Offered (kg)</b>	<b>5,405,116</b>	

## PROMPT DATES

Auction No.	Buyers	Sellers
14	10/04/2023	11/04/2023



# COMMENTS



The Auction averages for the month of March 2023 recorded at Rs.1,263.00, is an increase of Rs.414.92 in comparison to March 2022 which was at Rs.848.08. When analyzing the respective elevations, the High Grown recorded an average of Rs.1,303.85 which is a positive variance of Rs.542.46 in comparison to Rs.761.39 in March last year. Medium Grown too recorded a positive variance of Rs.390.01 with an average of Rs.1,127.89 when compared to Rs.737.88 in March 2022. Similarly, a positive variance of Rs.368.77 was also recorded in the Low Grown with an average of Rs.1,282.79 in comparison to Rs.914.02 in March 2022.

The 0.78Mkg of Ex-Estate teas on offer met with lower demand. Select Best Western High Grown BOPs were substantially easier, whilst the below best and plainer sorts declined as the sale progressed. Select Best Western High Grown BOPFs were tending easier, whilst the below best and plainer types declined as the sale progressed. Nuwara Eliya BOPs were irregular following quality, the BOPFs were barely steady. Uda Pussellawa BOPs were easier, the BOPFs too barely maintained last levels. Uva BOPs were tending easier, the BOPF too declined. Low grown CTC BP1s were firm, the High and Medium sorts were irregular. Low Grown CTC PF1s were firm on last levels, the high and medium types were tending easier.

The 2.3Mkg of Low Grown teas which were on offer met with fair demand. In the Leafy segment, OP/OPA's were irregularly lower to last. OP1s sold at lower levels to last, well-made BOP1 met with improved interest. PEKs were firm. PEK1s met with lower demand. In the Small Leaf segment, well-made FBOPs/FF1s were firm, others were irregularly lower. FF varieties were lower to last. BOPF.SP, BOPF, BOP.SP and BOP grades too met with lower interest. Premium Flowery teas were lower to last.

Turkey, Russia and the C.I.S countries lent fair support. Iran continued to be selective. Libya and Iraq were active.

## ALL TIME RECORD PRICE OBTAINED IN THE JK PLC CATALOGUE

Garden Mark	Grade	Price Rs.	Category	Management Company/ Proprietor
Ceciliyan CTC	BP1	1900.00	CTC Low	Ceciliyan Associates (Private) Ltd.





## MARKET DESCRIPTION

### Western Teas

Select best BOPs were substantially easier, below best and plainer types too eased by Rs.50/- to Rs.80/-. Select best and best BOPFs were barely steady, below best and plainer varieties declined by Rs.50/- to Rs.100/- and more as the sale progressed. Medium BOPs were easier by Rs.50/- to Rs.100/-, the BOPFs declined by Rs.50/- on average.

### Nuwara Eliya Teas

BOPs were tending irregular, the BOPFs barely maintained last levels, but were tending irregular at times.

### Uva Teas

Uva BOPs declined by Rs.50/- to Rs.100/-, the BOPFs too were Rs.100/- easier on average. Uda Pussellawa BOPs declined by Rs.50/-, the BOPFs too barely maintained last levels.

### CTC Teas

Low Grown CTC BP1s were firm, the limited quantity of High and Medium sorts were tending irregular. Low Grown CTC PF1s were firm, the High and Medium sorts commenced firm and declined as the sale progressed.

## QUOTATIONS

	BOP – RS.	BOPF – RS.
Good Westerns	1400 – 1600	1460 – 1600
Average Westerns	1240 – 1380	1300 – 1440
Plainer Westerns	1100 – 1220	1180 – 1280
Western Mediums	900 – 1700	980 – 1400
Uva Teas	1280 – 1360	1260 – 1360
Nuwara Eliya Teas	1260 – 1650	1480
Uda Pussellawa Teas	1200 – 1320	1200 – 1320
CTC (BP1 and PF1)	870 – 1900	740 – 1400





# MARKET DESCRIPTION

## Low Grown

Select best OP1s met with fair demand, best types were lower and showed declines of Rs.50/- to Rs.100/-, bolder types and clean secondaries met with improved demand. Well-made Leafy OPs were firm to lower, others in the best and below best categories met with good demand. Well-made OPAs were firm, secondaries too sold at last levels. In the Semi Leafy segment, better twisted BOP1s along with the bolder types were fully firm on last levels. Select best and best Pekoes along with the heavy bold Pekoe invoices were firm, however with improved demand, secondaries shed marginally. Shotty Pekoe1s met with less interest, others were lower to last.

Select best BOPs were firm, best types were lower to last by Rs.30/- to Rs.50/-, below best and secondary types too were lower by Rs.40/- to Rs.50/-. BOP.SP.s and BOPF.SP.s met with lower demand. BOPF.s followed a similar trend. Select best FBOPF1s were firm, best and below best types were irregularly lower by Rs.30/- to Rs.40/-, secondary types too were lower. Well-made FBOPs in the select best category were firm, best types too were firm on last week's closing levels, below best and secondary types were lower. FBOPF varieties met with lower demand. Select best Premium Flowery teas were lower, others were firm.

## Off Grades

Select best and best FNGS1s declined by Rs.40/- to Rs.60/-, below best and poorer types declined by Rs.20/- to Rs.40/-. Select best and best BM.s were firm, below best and poorer types declined by Rs.20/-. Select best and best BP.s declined by Rs.20/- to Rs.40/-, below best and poorer types declined by Rs.20/- to Rs.40/- and more towards the closure. Select best BOP1A.s were lower by Rs.40/- to Rs.50/-, best types maintained on last levels, below best and poorer sorts were lower by Rs.20/- to Rs.30/- and more at times.

## Dust

Select best and best Dust1s were lower by Rs.10/- to Rs.15/-, below best types appreciated Rs.15/- to Rs.20/-, poorer sorts were lower by Rs.15/- to Rs.20/-. High and Medium CTC.s sold at firm levels. Low Grown CTC.s depreciated Rs.20/- to Rs.25/-. Low Grown Dust/ Dust1s were lower by Rs.10/- to Rs.15/-.



# QUOTATIONS

	Select Best	Best	Below Best	Others
<b>LIQUORING</b>				
DUST-1	1400.00 - 1650.00	1200.00 - 1390.00	1100.00 - 1190.00	950.00 - 1090.00
<b>OFF GRADES</b>				
FGS1	1240.00 - 1340.00	1100.00 - 1230.00	900.00 - 1090.00	640.00 - 890.00
FGS	860.00 - 950.00	800.00 - 850.00	750.00 - 790.00	500.00 - 740.00
<b>LOW GROWNS</b>				
FBOPF / FFSP / FFEXSP	2800.00 - 4450.00	2000.00 - 2600.00	1400.00 - 1900.00	1000.00 - 1300.00
BOP	1500.00 - 2100.00	1300.00 - 1450.00	1000.00 - 1200.00	800.00 - 980.00
BOPSP	1300.00 - 1700.00	1000.00 - 1250.00	880.00 - 980.00	750.00 - 850.00
BOPF	1400.00 - 1850.00	1000.00 - 1300.00	900.00 - 980.00	700.00 - 850.00
FBOPF1	1400.00 - 1700.00	1150.00 - 1350.00	900.00 - 1100.00	800.00 - 890.00
FBOP	1650.00 - 2400.00	1300.00 - 1600.00	1000.00 - 1250.00	800.00 - 950.00
BOP1	2200.00 - 3500.00	16500.00 - 2150.00	1250.00 - 1600.00	1100.00 - 1200.00
OP1	2600.00 - 3450.00	1950.00 - 2450.00	1600.00 - 1900.00	1150.00 - 1400.00
OP	1700.00 - 2000.00	1550.00 - 1650.00	1400.00 - 1500.00	1100.00 - 1350.00
OPA	1700.00 - 2300.00	1550.00 - 1650.00	1250.00 - 1500.00	900.00 - 1200.00
PEKOE	1900.00 - 2550.00	1700.00 - 1900.00	1500.00 - 1700.00	1000.00 - 1300.00
PEKOE1	1900.00 - 2400.00	1700.00 - 1900.00	1600.00 - 1700.00	1000.00 - 1400.00
DUST / DUST1	900.00 - 1340.00	800.00 - 890.00	750.00 - 790.00	690.00 - 740.00



- **Top Prices**
- **Colombo Auction Averages**
- **National Elevational Averages**
- **All Brokers Private Sale Figures**





# TOP PRICES (SALE NO. 14 – 03<sup>RD</sup> / 04<sup>TH</sup> APRIL 2023)



WESTERN HIGH			
BOP		Somerset	1600.00
BOPSP		Somerset	1480.00
BOPF/BOPFSP	*	<b>Wattegodde</b>	<b>1600.00</b>
FBOP/FBOP1		Queensberry	1550.00
		Torrington	1550.00
FBOPF/FBOPF1	*	<b>Venture</b>	<b>1380.00</b>
BOP1	*	<b>Inverness</b>	<b>1700.00</b>
OP/OPA	*	<b>Venture</b>	<b>1700.00</b>
OP1	*	<b>Venture</b>	<b>1900.00</b>
PEKOE/PEKOE1		Torrington	1800.00

WESTERN MEDIUM			
BOP		Craighead	1700.00
BOPSP		Ancoombra	1340.00
BOPF/BOPFSP		Vellai Oya	1400.00
FBOP/FBOP1		Craighead	2000.00
FBOPF/FBOPF1		Harangalla	1550.00
		Dartry Valley	1550.00
BOP1		Dartry Valley	1800.00
OP/OPA		Dartry Valley	1750.00
OP1		Craighead	1950.00
PEKOE/PEKOE1		Harangalla	1950.00

UDA PUSSELLAWA			
BOP		Kirklees	1320.00
BOPSP		Luckyland	1300.00
BOPF/BOPFSP		Luckyland	1320.00
		Kirklees	1320.00
FBOP/FBOP1		Blairlomond	1400.00
FBOPF/FBOPF1		Alma	1340.00
BOP1		Delmar	1700.00
OP/OPA		Delmar	1650.00
OP1		Alma	1800.00
PEKOE/PEKOE1		Delmar	1850.00

UVA HIGH			
BOP		Bandaraeliya	1360.00
BOPSP		Ranaya	1300.00
BOPF/BOPFSP	**	<b>Pitaratmalie</b>	<b>1360.00</b>
FBOP/FBOP1		Gonamotawa	1600.00
FBOPF/FBOPF1		Oodoowerre	1440.00
		Gonamotawa	1440.00
BOP1		Glenanore	1850.00
		Battawatte	1850.00
OP/OPA		Craig	1650.00
OP1		Craig	1800.00
		Aislaby	1800.00
PEKOE/PEKOE1		Battawatte	1850.00
		Mount Uva	1850.00
		Craig	1850.00
		Glenanore	1850.00
		Gonamotawa	1850.00

UVA MEDIUM			
BOP	*	<b>Halpewatte Uva</b>	<b>1460.00</b>
BOPSP	*	<b>Halpewatte Uva</b>	<b>1400.00</b>
BOPF/BOPFSP		El Teb	1340.00
FBOP/FBOP1		Dickwella	1550.00
		Telbedde	1550.00
FBOPF/FBOPF1	*	<b>Halpewatte Uva</b>	<b>1420.00</b>
BOP1	*	<b>Halpewatte Uva</b>	<b>1950.00</b>
	*	<b>Wewesse</b>	<b>1950.00</b>
OP/OPA		Glen Alpin	1750.00
		Wewesse	1750.00
OP1	*	<b>Halpewatte Uva</b>	<b>1900.00</b>
PEKOE/PEKOE1		Misty-Uva	1950.00

CTC HIGH			
PF1		Ulugedara CTC	1340.00
BP1	*	<b>Mount Vernon CTC</b>	<b>1320.00</b>
BPS		-	
OF		-	

CTC MEDIUM			
PF1	*	<b>New Peacock CTC</b>	<b>1340.00</b>
BP1	*	<b>Delta CTC</b>	<b>1240.00</b>
BPS	*	<b>Donside CTC</b>	<b>1000.00</b>
		Aultmore CTC	1000.00
OF		-	-

NUWARA ELIYA			
BOP		Mahagastotte	1650.00
BOPSP		-	-
BOPF/BOPFSP		Mahagastotte	1480.00
FBOP/FBOP1		Court Lodge	1550.00
OP/OPA		Court Lodge	1240.00
PEKOE/PEKOE1		Mahagastotte	1700.00

CTC LOW			
PF1	**	<b>Kalubowitiyana CTC</b>	<b>1400.00</b>
BP1	*+	<b>Ceciliyan CTC</b>	<b>1900.00</b>
BPS		-	-
OF		Peakwatta CTC	850.00



# TOP PRICES (SALE NO. 14 – 03<sup>RD</sup> / 04<sup>TH</sup> APRIL 2023)



LOW			
BOP		Sithaka	2100.00
BOPSP		Stream Line	1700.00
BOPF		Sithaka	1850.00
BOPFSP		Brombil	1320.00
FBOP		Sithaka	2400.00
FBOP1		Sithaka	1900.00
FBOPF		Gunawardana	1650.00
FBOPF1		Stream Line	1700.00
BOP1		Sithaka	3500.00
OP1		Pothotuwa	3450.00
		New Vithanakanda	3400.00
	*	<b>Ceciliyan</b>	<b>3350.00</b>
OP		Green Lanka	2000.00
OPA		Green Lanka	2300.00
PEKOE		Liyonta	2550.00
PEKOE1		Galatara	2400.00

PREMIUM			
FBOPFSP		Thisara Super	2600.00
FBOPFEXSP		Graceland	4450.00
FBOPFEXSP1		Galatara	3850.00

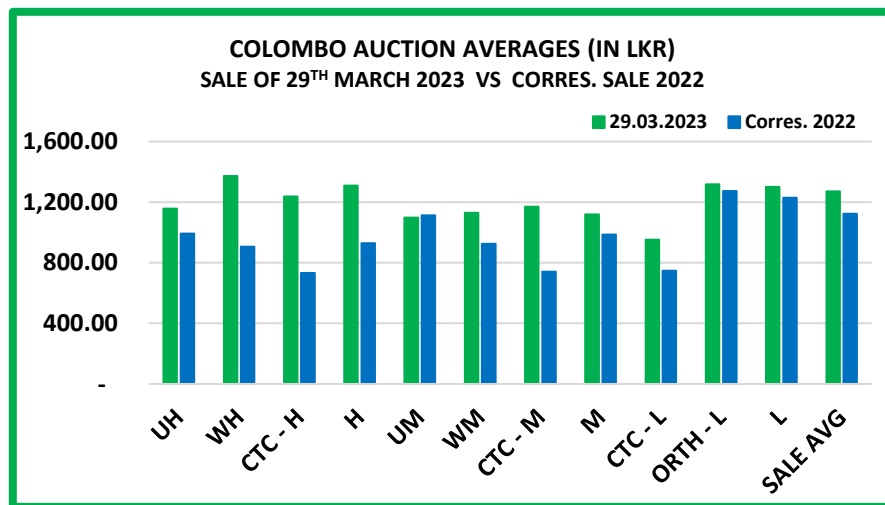
DUST			
DUST1		Mattakelle	1650.00
P.DUST	*	<b>Hingalgoda CTC</b>	<b>1550.00</b>

OFF GRADES			
FNGS/FNGS1		Holyrood	1340.00
	*	<b>Norwood</b>	<b>1320.00</b>
PFNGS	*	<b>Hingalgoda CTC</b>	<b>1360.00</b>
BM		Kurunduwatta	1340.00
BP		Green Lanka	1380.00
BOP1A		Aldora	1600.00

**\*\* MORE THAN ONE TOP PRICE OBTAINED**  
**\* TEAS SOLD BY JOHN KEELLS PLC**  
**+ ALL TIME RECORD PRICE**  
**++ ALL TIME RECORD PRICE EQUALED**

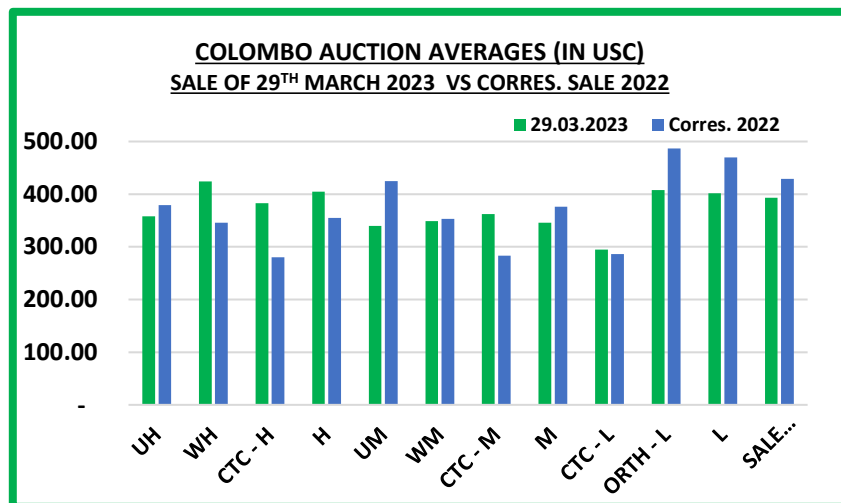


# COLOMBO AUCTION AVERAGES



	Sale of 22/03/2023In LKR	Sale of 29/03/2023 In LKR	Corres. 2022 In LKR
Uva High Grown	1186.56	1157.97	991.26
Western High Grown	1389.58	1371.51	904.72
CTC High Grown	1255.86	1238.02	731.94
<b>Summary of High Grown</b>	<b>1334.85</b>	<b>1308.98</b>	<b>929.84</b>
Uva Medium Grown	1117.11	1098.07	1111.95
Western Medium Grown	1131.76	1128.53	924.18
CTC Medium Grown	1169.06	1169.75	741.73
<b>Summary of Medium Grown</b>	<b>1127.22</b>	<b>1118.69</b>	<b>985.20</b>
CTC Low Grown	955.74	952.01	747.22
Orthodox Low Grown	1326.99	1317.78	1273.91
<b>Summary of Low Grown</b>	<b>1307.03</b>	<b>1300.28</b>	<b>1229.81</b>
<b>TOTAL SALE AVERAGE</b>	<b>1282.00</b>	<b>1271.38</b>	<b>1123.60</b>

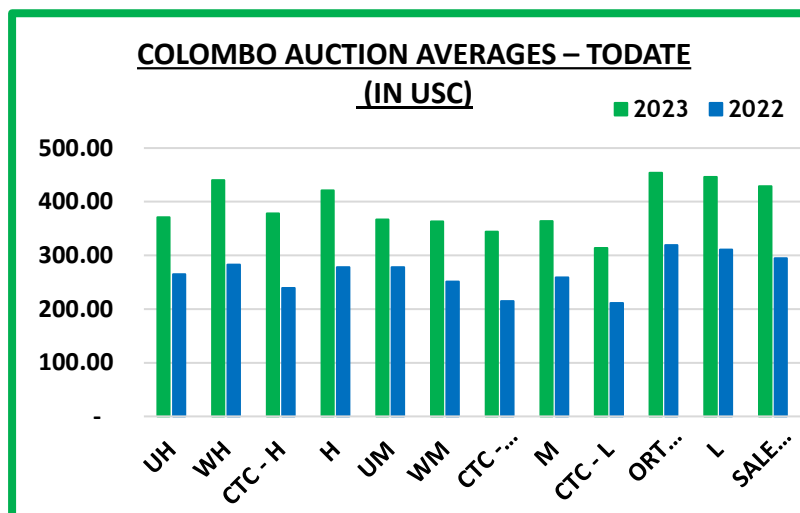
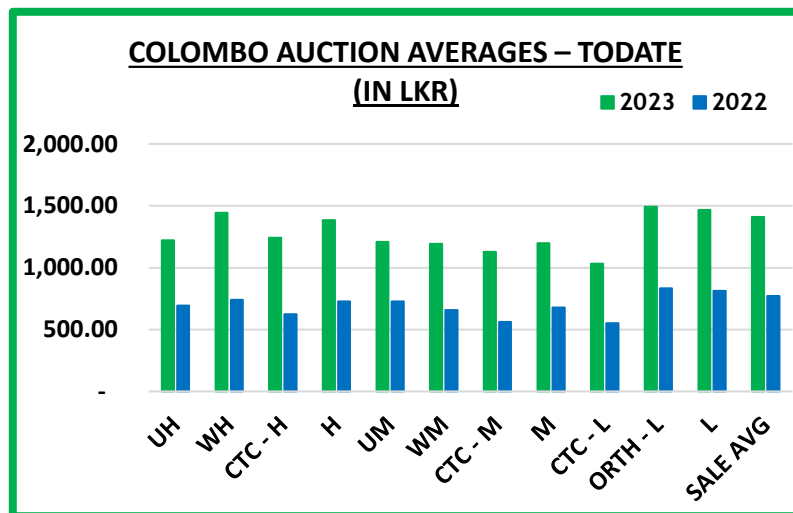
# COLOMBO AUCTION AVERAGES



	Sale of 22/03/2023 In USC	Sale of 29/03/2023 In USC	Corres. 2022 In USC
Uva High Grown	372	358	379
Western High Grown	435	424	346
CTC High Grown	393	383	280
<b>Summary of High Grown</b>	<b>418</b>	<b>405</b>	<b>355</b>
Uva Medium Grown	350	340	425
Western Medium Grown	354	349	353
CTC Medium Grown	366	362	283
<b>Summary of Medium Grown</b>	<b>353</b>	<b>346</b>	<b>376</b>
CTC Low Grown	299	295	286
Orthodox Low Grown	416	408	487
<b>Summary of Low Grown</b>	<b>409</b>	<b>402</b>	<b>470</b>
<b>TOTAL SALE AVERAGE</b>	<b>401</b>	<b>393</b>	<b>429</b>



# COLOMBO AUCTION AVERAGES



January to Date (Sale No.13)	2023 LKR	2022 LKR	2023 USC	2022 USC
Uva High Grown	1220.29	692.60	371	265
Western High Grown	1444.61	740.22	440	283
CTC High Grown	1241.85	624.83	378	239
<b>Summary of High Grown</b>	<b>1384.92</b>	<b>727.03</b>	<b>421</b>	<b>278</b>
Uva Medium Grown	1207.32	728.40	367	278
Western Medium Grown	1193.46	656.15	363	251
CTC Medium Grown	1129.18	562.29	344	215
<b>Summary of Medium Grown</b>	<b>1197.56</b>	<b>677.07</b>	<b>364</b>	<b>259</b>
CTC Low Grown	1031.50	551.77	314	211
Orthodox Low Grown	1492.46	833.86	454	319
<b>Summary of Low Grown</b>	<b>1467.01</b>	<b>812.87</b>	<b>446</b>	<b>311</b>
<b>TOTAL SALE AVERAGE</b>	<b>1409.68</b>	<b>771.94</b>	<b>429</b>	<b>295</b>





# COLOMBO AUCTION AVERAGES

FROM 01 <sup>ST</sup> TO 30 <sup>TH</sup> MARCH 2023	LKR
Uva High Grown	1177.58
Western High Grown	1378.88
<b>Summary of High Grown</b>	<b>1324.11</b>
Uva Medium Grown	1114.21
Western Medium Grown	1121.31
<b>Summary of Medium Grown</b>	<b>1119.09</b>
<b>Summary of Low Grown</b>	<b>1284.32</b>
<b>TOTAL SALE AVERAGE</b>	<b>1266.65</b>



# NATIONAL ELEVATIONAL AVERAGES

## NATIONAL ELEVATIONAL AVERAGES – MARCH 2023

Elevation	MONTH		TODATE	
	QUANTITY - KG	AVERAGE - RS. / KG	QUANTITY - KG	AVERAGE - RS. / KG
<b>ORTHODOX</b>				
UVA-HIGH	1,058,165	1,174.81	3,178,516	1,223.72
WESTERN-HIGH	2,576,952	1,391.17	7,816,631	1,475.66
UVA-MEDIUM	914,263	1,099.81	2,704,208	1,195.32
WESTERN-MEDIUM	1,425,707	1,113.98	4,420,425	1,222.57
LOW	10,510,431	1,314.18	35,214,345	1,494.22
<b>TOTAL</b>	<b>16,485,519</b>	<b>1,288.07</b>	<b>53,334,125</b>	<b>1,437.71</b>
<b>CTC</b>				
UVA-HIGH	68,410	1,270.53	161,130	1,289.29
WESTERN-HIGH	302,665	1,221.08	881,353	1,245.10
WESTERN-MEDIUM	532,893	1,133.31	1,861,108	1,118.20
LOW	1,012,371	975.71	3,364,491	1,034.90
<b>TOTAL</b>	<b>1,916,339</b>	<b>1,068.81</b>	<b>6,268,082</b>	<b>1,095.73</b>
<b>OTH/CTC</b>				
UVA-HIGH	1,126,575	1,180.62	3,339,646	1,226.89
WESTERN-HIGH	2,879,617	1,373.29	8,697,984	1,452.30
UVA-MEDIUM	914,263	1,099.81	2,704,208	1,195.32
WESTERN-MEDIUM	1,958,600	1,119.24	6,281,533	1,191.65
LOW	11,522,802	1,284.44	38,578,836	1,454.16
<b>TOTAL</b>	<b>18,401,858</b>	<b>1,265.23</b>	<b>59,602,207</b>	<b>1,401.74</b>
<b>GREEN</b>				
UVA-HIGH	58,710	1,342.34	140,510	1,370.80
WESTERN-HIGH	66,270	1,574.63	181,707	1,576.79
UVA-MEDIUM	45,715	1,702.01	110,385	1,834.21
WESTERN-MEDIUM	55,362	1,428.23	143,275	1,503.22
LOW	1	32,000.00	1,012	7,392.29
<b>TOTAL</b>	<b>226,058</b>	<b>1,504.34</b>	<b>576,889</b>	<b>1,567.80</b>



# NATIONAL ELEVATIONAL AVERAGES – Continued;

<b>ORGANIC TEAS</b>				
UVA-HIGH	6,160	1,241.88	42,000	1,687.22
WESTERN-HIGH	5,836	1,811.49	26,790	1,479.95
WESTERN-MEDIUM	12,263	1,703.84	57,716	2,564.72
LOW	10,665	3,321.06	28,949	3,308.55
<b>TOTAL</b>	<b>34,924</b>	<b>2,134.22</b>	<b>155,455</b>	<b>2,279.22</b>
<b>SPECIAL TEA</b>				
UVA-HIGH	85	16,046.92	294	14,349.57
WESTERN-HIGH	3,073	4,889.75	6,487	5,126.82
UVA-MEDIUM	37	20,337.84	72	19,923.61
WESTERN-MEDIUM	7,701	1,562.03	31,019	1,656.81
LOW	251	20,028.14	885	17,432.64
<b>TOTAL</b>	<b>11,147</b>	<b>3,068.20</b>	<b>38,756</b>	<b>2,727.91</b>
<b>BLACK TEA SALES FROM REFUSE TEA PROCESSING CENTRES</b>				
UVA-HIGH	53,374	760.22	223,586	757.88
WESTERN-HIGH	164,219	894.89	478,363	899.61
UVA-MEDIUM	5,440	754.19	31,807	801.57
WESTERN-MEDIUM	22,610	715.23	73,993	714.62
LOW	90,411	779.24	335,908	776.5
<b>TOTAL</b>	<b>336,054</b>	<b>828.02</b>	<b>1,143,657</b>	<b>821.05</b>
<b>COMPOSITE NATIONAL AVERAGES</b>				
HIGH GROWN	4,363,919	1,303.85	13,137,366	1,366.82
MEDIUM GROWN	3,021,991	1,127.89	9,434,008	1,209.97
LOW GROWN	11,624,130	1,282.79	38,945,590	1,450.21
<b>ALL TEA AVERAGE</b>	<b>19,010,040</b>	<b>1,263.00</b>	<b>61,516,964</b>	<b>1,395.56</b>



# LL BROKERS PRIVATE SALE FIGURES (FOR THE PERIOD – 27<sup>TH</sup> MARCH TO 01<sup>ST</sup> APRIL 2023)

	WEEKLY	TODATE
High & Medium	49,035.50	603,515.95
Low	13,285.45	143,671.95
Green Tea	39,358.00	440,971.25
Organic Tea	13,931.30	118,659.30
BMF	21,626.00	623,885.00
Direct Sales	-	-
Forward Contract	112,560.00	864,928.00





- **Crop and Weather**
- **Crop Figures**
- **Tea News**
- **Holiday Notice**



## CROP AND WEATHER - FOR THE PERIOD OF – 27<sup>TH</sup> MARCH TO 02<sup>ND</sup> APRIL 2023



### **Western**

Bright mornings with evening showers were reported throughout the week in Bogowantalawa and Dickoya. Whilst, Bright weather conditions were recorded in Agarapatana.



### **Nuwara Eliya**

Sunny weather conditions were recorded throughout the day in Nuwara Eliya and Kandapola districts.



### **Uva**

Rainy weather conditions were experienced throughout the week in Haputale whilst, bright weather with evening showers were reported in Lunugala and Badulla.



### **Low Grown**

Bright mornings with evening showers were reported throughout the week in Rathnapura, Galle and Deniyaya districts.



### **Crop**

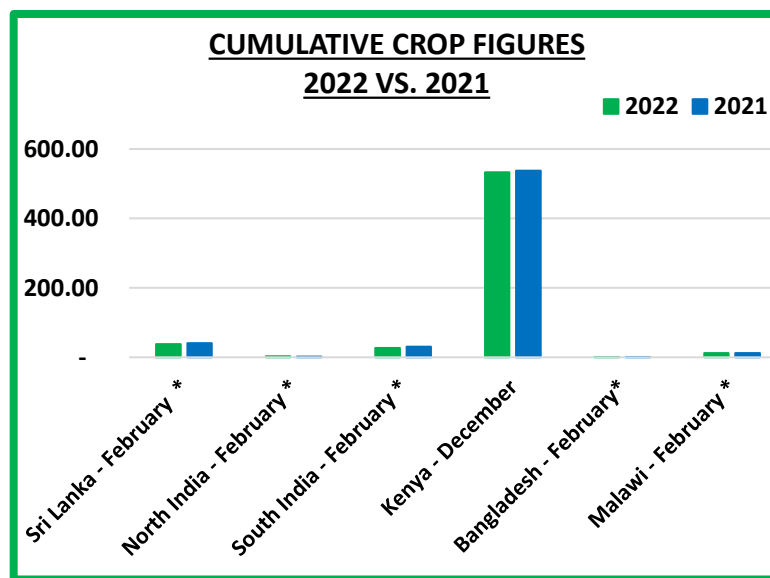
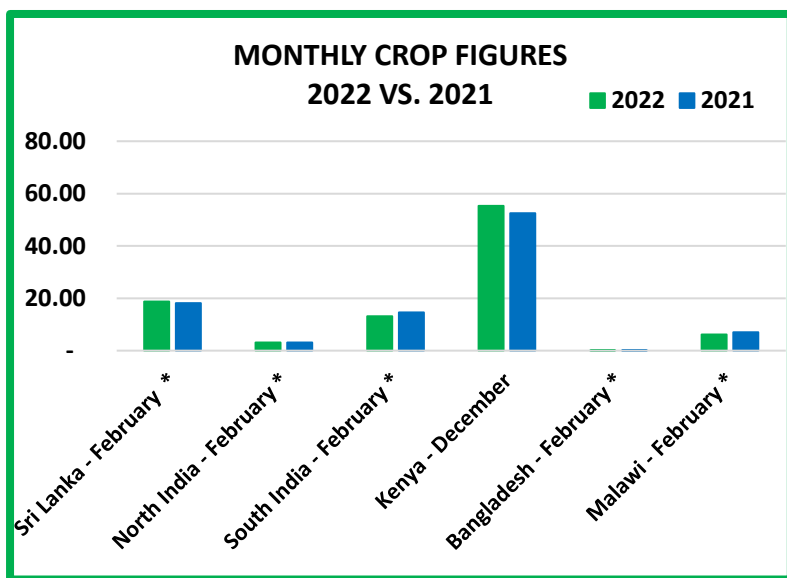
Crop intakes are moderate.



# CROP FIGURES OF MAJOR PRODUCING & EXPORTING COUNTRIES

Country	Month	2022 * 2023	2021 * 2022	Cumulative + Inc. / Dec.	Cumulative	2022 * 2023	2021 * 2022	Cumulative + Inc. / Dec.
Sri Lanka	February	* 18.71	* 18.16	+ 0.55	Upto February	* 37.96	* 40.98	- 3.02
North India	February	* 3.05(E)	* 1.86	+ 1.19	Upto February	* 3.05(E)	* 1.86	+ 1.19
South India	February	* 13.17(E)	* 14.62	- 1.45	Upto February	* 26.60(E)	* 30.84	- 4.24
Kenya	December	55.32	52.52	+ 2.80	Upto December	533.31	537.83	- 4.52
Bangladesh	February	* 0.05	* 0.03	- 0.02	Upto February	* 0.41	* 0.54	- 0.13
Malawi	February	* 6.19	* 7.02	- 0.83	Upto February	* 12.58	* 11.80	+ 0.78

(E) - Estimated



## SILIGURI MARKET

SALE NO. 13 – SALE OF 01<sup>ST</sup> APRIL 2023

### 1. MARKET DESCRIPTION :

- LEAF: GOOD DEMAND FOR LIQUORING ESTATES, FAIR FOR THE REMAINDER.
- LEVELS EASED BY RS 20 TO 40 AND AT TIMES MORE WHEN COMPARED TO SALE 13 OF LAST YEAR.
- THE BLF SEGMENT WAS SLUGGISH, WITH NOTICEABLE WITHDRAWALS.
- ALL DUSTS MET WITH STRONG DEMAND.
- INTERNAL BUYERS WERE THE MAINSTAY, WITH SELECTIVE SUPPORT FROM BLENDERS AND EXPORTERS.
- PERCENTAGE OF TEAS SELLING BELOW RS.150 SHOWS A NOTICEABLE RISE WHEN COMPARED TO 2022 AND 2021.

### 2. TOTAL AUCTION WEIGHTED AVERAGE ( ₹ )

	SALE 13 - THIS YEAR						SALE 13 - LAST YEAR					
	EST		BLF		TOTAL		EST		BLF		TOTAL	
	AVG.	OUT%	AVG.	OUT%	AVG.	OUT%	AVG.	OUT%	AVG.	OUT%	AVG.	OUT%
LEAF	284.49	27	133.91	50	204.33	41	328.11	18	177.94	44	263.12	32
DUST	267.10	8	136.46	3	225.42	7	307.49	5	189.21	12	266.58	8
TOTAL	282.06	25	134.07	49	206.45	39	326.41	17	178.60	43	263.37	30

SOURCE: PARCON INDIA PVT LTD

## GUWAHATI MARKET

SALE NO. 13 – SALE OF 31<sup>ST</sup> MARCH 2023

### 1. MARKET DESCRIPTION :

- GOOD FOR NEW SEASON AND FAIR FOR OLD SEASON TEAS.
- SOME BETTER LIQUORING NEW SEASON TEAS SOLD IN THE RANGE OF RS. 350/- TO RS. 380/-. NOMINAL QUANTITY OF GOOD TEAS SOLD IN THE RANGE OF RS. 320/- TO RS. 340/- WHILE SOME MEDIUMS SOLD AT RS. 240/- TO RS. 270/-. THESE LEVELS ARE HOWEVER LOWER COMPARED TO OPENING LEVELS OF NEW SEASON TEAS LAST YEAR.
- OLD SEASON TEAS SOLD AT IRREGULAR LEVELS.
- WESTERN INDIA BUYERS OPERATED ON THE NEW SEASON LIQUORING TEAS. OTHER INTERNAL BUYERS OPERATED AT IRREGULAR LEVELS FOR OLD SEASON QUALITY.
- EXPORTERS OPERATED ON LIQUORING BROKENS.

### 2. TOTAL AUCTION WEIGHTED AVERAGE ( ₹ )

	2022-23			2021-22			UPTO SALE - 13		
	SALE - 13	SALE - 12	+/-	SALE - 13	SALE - 9	+/-	2022-23	2021-22	2020-21
CTC	136.17	138.44	-2.27	124.04	131.73	-7.69	188.29	183.06	215.26
DUST	138.89	138.08	0.81	121.03	125.30	-4.27	191.98	178.45	224.25
TOTAL	136.81	138.36	-1.54	123.08	129.77	-6.69	189.30	181.70	218.14

SOURCE: PARCON INDIA PVT LTD



# UPCOMING AUCTION DETAILS

Auction No.	16		15	
Dates	25 <sup>th</sup> / 26 <sup>th</sup> April 2023		18 <sup>th</sup> / 19 <sup>th</sup> April 2023	
	No. of Lots	Qty – kg	No. of Lots	Qty – kg
Ex-Estate	674	713,132	684	713,470
Main Sale Total	9,859	4,725,721	9,710	4,574,823
High & Medium	1,462	660,275	1,406	630,230
Low Grown – Leafy	2,051	815,585	2,004	775,667
Low Grown – Semi Leafy	1,623	729,484	1,565	685,759
Low Grown Tippy	1,830	886,701	1,853	868,026
Premium / Flowery	248	45,919	225	41,578
Off Grades	2,086	1,057,475	2,094	1,044,456
Dust	559	530,282	563	529,107
Grand Total	10,533	5,438,853	10,394	5,288,293
Reprints	804	372,600	742	333,621
<b>Total No. of Lots on Offer</b>	<b>10,533</b>		<b>10,394</b>	
<b>Total Quantity on Offer (kg)</b>	<b>5,438,853</b>		<b>5,288,293</b>	



## SCHEDULED CLOSING DATES

Auction No.	Date of Sale	Ex-Estate	Main Sale
17	02 <sup>nd</sup> / 03 <sup>rd</sup> May 2023	06/04/2023	06/04/2023
18	09 <sup>th</sup> / 10 <sup>th</sup> May 2023	20/04/2023	20/04/2023
19	16 <sup>th</sup> / 17 <sup>th</sup> May 2023	27/04/2023	27/04/2023

## PROMPT DATES

Auction No.	Buyers	Sellers
15	25/04/2023	26/04/2023
16	02/05/2023	03/05/2023
17	09/05/2023	10/05/2023





## ORDER OF SALE (SALE NO. 15 – 18<sup>TH</sup> / 19<sup>TH</sup> APRIL 2023)

Main Sale Order – 1 (Leafy / Semi Leafy / Tippy / Premium / 1A)	Main Sale Order – 2 (H & M / Off Grade / Dust)	Ex-Estate
ASIA SIYAKA COMMODITIES PLC.	FORBES & WALKER TEA BROKERS (PVT) LTD	LANKA COMMODITY BROKERS LTD
CEYLON TEA BROKERS PLC	MERCANTILE PRODUCE BROKERS (PVT) LTD	ASIA SIYAKA COMMODITIES PLC.
<b>JOHN KEELLS PLC</b>	ASIA SIYAKA COMMODITIES PLC.	FORBES & WALKER TEA BROKERS (PVT) LTD
EASTERN BROKERS. LTD.	<b>JOHN KEELLS PLC</b>	MERCANTILE PRODUCE BROKERS (PVT) LTD
LANKA COMMODITY BROKERS LTD	EASTERN BROKERS. LTD.	EASTERN BROKERS. LTD.
BARTLEET PRODUCE MARKETING (PVT) LTD	CEYLON TEA BROKERS PLC	<b>JOHN KEELLS PLC</b>
MERCANTILE PRODUCE BROKERS (PVT) LTD	LANKA COMMODITY BROKERS LTD	BARTLEET PRODUCE MARKETING (PVT) LTD
FORBES & WALKER TEA BROKERS (PVT) LTD	BARTLEET PRODUCE MARKETING (PVT) LTD	CEYLON TEA BROKERS PLC

[ DB : HR / SG ]



# HOLIDAY NOTICES

We wish to inform all our valued Clients that our Head Office, Sample Room and Stores will be closed for business on the following days.

<b>05<sup>th</sup> April 2023</b>	<b>Wednesday</b>	<b>Bak Fool Moon Poya Day</b>
<b>07<sup>th</sup> April 2023</b>	<b>Friday</b>	<b>Good Friday (Sample Room and Stores will be opened)</b>
<b>13<sup>th</sup> &amp; 14<sup>TH</sup> April 2023</b>	<b>Thursday &amp; Friday</b>	<b>In lieu of Sinhala &amp; Tamil New</b>





“

Relationships are based on four principles: respect,  
understanding, acceptance and appreciation.

– Mahatma Gandhi

”



ඔබ සැමට සුභ  
සිංහල සහ  
දෙමළ ආචන්  
ආවුරුද්දක් වේවා!

We wish you A Happy  
Sinhala and Tamil  
New Year !

