



TEA MARKET REPORT

JOHN KEELLS PLC

SALE NO.14 – 04TH / 05TH APRIL 2022

ORDER OF SALE (SALE NO. 14 – 04TH / 05TH APRIL 2022)

Main Sale Order – 1 (Leafy / Semi Leafy / Tippy / Premium / 1A)	Main Sale Order – 2 (H & M / Off Grade / Dust)	Ex-Estate
Asia Siyaka Commodities PLC.	Bartleet Produce Marketing (Pvt) Ltd	Eastern Brokers. Ltd.
Ceylon Tea Brokers PLC	Forbes & Walker Tea Brokers (Pvt) Ltd	Forbes & Walker Tea Brokers (Pvt) Ltd
Bartleet Produce Marketing (Pvt) Ltd	Mercantile Produce Brokers (Pvt) Ltd	Bartleet Produce Marketing (Pvt) Ltd
Mercantile Produce Brokers (Pvt) Ltd	Asia Siyaka Commodities PLC.	Asia Siyaka Commodities PLC.
Eastern Brokers. Ltd.	JOHN KEELLS PLC	Mercantile Produce Brokers (Pvt) Ltd
Forbes & Walker Tea Brokers (Pvt) Ltd	Eastern Brokers. Ltd.	JOHN KEELLS PLC
Lanka Commodity Brokers Ltd	Ceylon Tea Brokers PLC	Lanka Commodity Brokers Ltd
JOHN KEELLS PLC	Lanka Commodity Brokers Ltd	Ceylon Tea Brokers PLC



AUCTION DETAILS

Auction No.	14	
Dates	04 th / 05 th April 2022	
	No. of Lots	Qty – kg
Ex Estate	635	730,660
Main Sale Total	9,407	4,621,819
High & Medium	1,276	623,918
Low Grown - Leafy	1,824	736,518
Low Grown - Semi Leafy	1,225	528,480
Low Grown Tippy	2,031	1,057,111
Premium / Flowery	324	52,609
Off Grades	2,266	1,190,796
Dust	461	432,387
Grand Total	10,042	5,352,479
Reprints	264	146,397
Total No. of Lots Offered	10,042	
Total Quantity Offered (kg)	5,352,479	

PROMPT DATES

Auction No.	Buyers	Sellers
14	11/04/2022	12/04/2022



COMMENTS



The total sale average at the previous week's auction was Rs.1,123.62 which is the highest average recorded thus far at a weekly auction and the first time it surpassed Rs.1000/-.

The Auction averages for the month of March 2022 recorded at Rs.848.08, which shows an increase of Rs.193.76 in comparison to the 2021 March figure of Rs.654.32. When analyzing the respective elevation averages for the month of March 2022, the High Grown recorded an average of Rs.761.39 which is a positive variance of Rs.130.09 in comparison to Rs.631.30 in March 2021. Medium Grown too recorded a positive variance of Rs.138.77 with an average of Rs.737.88 when compared to Rs.599.11 in March 2021. Similarly, a positive variance of Rs.237.72 was also recorded in the Low Grown with an average of Rs.914.02 in comparison to Rs.676.30 in March 2021.

The 0.73Mkg of Ex-Estate teas on offer met with strong demand. Select best Western High Grown BOPs were dearer, the below best and plainer varieties too followed a similar trend. Select best Western High Grown BOPs gained from last week's levels, the below best and plainer varieties too were dearer. Nuwara Eliya BOPs were substantially dearer, the BOPs were irregularly dearer following quality. Udupusellawa BOPs were irregular, the BOPs were dearer from last week's levels. Uva BOPs / BOPs gained. Low Grown CTC BP1s were firm to easier at times, the High and Medium sorts were mostly easier. Low Grown CTC PF1s were irregularly dearer and declined as the sale progressed, the High and Medium sorts were irregularly easier.

The 2.3Mkg of Low Grown teas which were on offer continued to attract good demand. In the Leafy segment, select best OPs were dearer whilst the others met with improved demand. Well-made OPAs witnessed improved levels whilst the others were dearer. Better OP1s met with excellent demand, others too appreciated from last week. In the Semi Leafy segment, BOP1s met with improved interest. Pekoe varieties were lower to last. Pekoe1s met with fair demand. In the Small Leaf segment, well-made FBOPs met with improved demand, others were irregularly lower. FBOPs were firm on last levels. Well-made FBOP1s were firm, others were irregular. BOPF.SP, BOPF and BOP.SP met with fair demand whilst BOPs too followed a similar trend. Select best range in the Premium Flowery segment tended lower, others were mostly firm.

Russia, Iran and the C.I.S countries lent excellent support whilst improved interest was witnessed from Turkey. Libya and Iraq were active.



COMMENTS

ALL TIME RECORD PRICES OBTAINED IN THE JK PLC CATALOGUE



Garden Mark	Grade	Price Rs.	Category	Management Company/ Proprietor
Venture	OP	1850.00	Western High	Madulsima Plantations PLC
Venture	OP1	2100.00	Western High	Madulsima Plantations PLC
Lovers Leap	BOP	1800.00	Nuwara Eliya	Kelani Valley Plantations PLC
Lovers Leap	Pekoe1	2350.00	Nuwara Eliya	Kelani Valley Plantations PLC
Ulugedara CTC	PF1	1020.00	CTC High	Ranaya Teas (Pvt) Ltd
New Peacock CTC	PF1	1060.00	CTC Medium	Elpitiya Plantations PLC
Delta CTC	BP1	800.00	CTC Medium	Pussellawa Plantations Limited
Hingalgoda CTC	PF1	1350.00	CTC Low	Tea Smallholder Factories PLC
Peakwatte CTC	OF	680.00	CTC Low	Alagalla Tea Factory
Arbour Valley	BOP.SP	2000.00	Low	Mr. Avantha Ratnayake
Kotiyagalla	FNGS1	1140.00	Off Grades	Bogawantalawa Tea Estates PLC



MARKET DESCRIPTION

Western Teas

Select best BOPs were tending irregular, the below best and plainer varieties gained by Rs.40/- to Rs.60/-. Select best BOPFs gained by Rs.100/- to Rs.150/-, below best and plainer varieties too followed a similar trend. Medium BOPs gained by Rs.50/- to Rs.100/-, the BOPFs gained by Rs.80/- to Rs.100/-.

Nuwara Eliya Teas

BOPs were irregularly dearer following quality, some invoices gained substantially, the BOPFs too followed a similar trend.

Uva Teas

BOPs gained by Rs.50/- to Rs.70/-, the BOPFs too were dearer by Rs.100/- to Rs.150/-. Uda Pussellawa BOPs were irregularly dearer, the BOPFs too gained by Rs.100/- to Rs.150/-.

CTC Teas

Low Grown BP1s were firm to a little easier at times, the High and Medium sorts were irregularly easier. Low Grown PF1s gained selectively, however declined as the sale progressed, the High and Medium sorts too were firm to a little easier at times.

QUOTATIONS

	BOP – RS.	BOPF – RS.
Good Westerns	1050 – 1450	1200 – 1350
Average Westerns	960 – 1000	1080 – 1150
Plainer Westerns	830 – 950	960 – 1060
Western Mediums	850 – 1750	810 – 1140
Uva Teas	1000 – 1180	1040 – 1200
Nuwara Eliya Teas	1350 – 1800	1000 – 1650
Uda Pussellawa Teas	800 – 940	920 – 1120
CTC (BP1 and PF1)	700 – 890	700 – 1350





MARKET DESCRIPTION

Low Grown

Select best OP1s were firm, other wiry OP1s along with the bolder invoices gained by Rs.50/- to Rs.100/-, secondaries too sold at appreciated levels. Well made BOP1s were firm to dearer, bolder types too met with fair demand. Better twisted OPs along with the secondaries gained by Rs.50/- to Rs.100/-. Select best OPAs gained by Rs.50/-, best and below best types met with improved demand. Well made Pekoes declined by Rs.30/- to Rs.50/-, bolder types too shed by a similar margin. Shotty Pekoe1s along with the secondary types gained by Rs.50/- and more at times.

Select best and best BOPs were firm on last week's closing levels, below best and secondary types were irregularly lower by Rs.5/- to Rs.10/-. BOP.SP.s and BOPF.SP.s met with fair demand. BOPFs followed a similar trend. Select best well-made FBOPF1s were dearer by Rs.5/- to Rs.10/-, Best and below best types were marginally lower to last by Rs.5/- to Rs.10/-, secondaries were firm. Well-made FBOPs in the select best were firm on last, best types were lower by Rs.5/- to Rs.10/-, others were firm. FBOPF varieties met with good demand. Select best Premium Flowery teas were lower to last by Rs.20/- to Rs.30/-, others were irregularly lower.

Off Grades

Select best FGS1s were selectively dearer by Rs.20/- to Rs.30/-, best and below best types were firm to easier by Rs.10/-, poorer types were easier by Rs.10/- to Rs.20/-. All BM.s declined by Rs.20/- to Rs.30/-. Select best and best BP.s were firm, below best and poorer types showed a similar trend. Select best BOP1A.s were firm, others declined irregularly.

Dust

Select best and best Dust1s appreciated by Rs.20/- to Rs.25/-, below best types were dearer by Rs.10/- to Rs.15/-, poorer sorts were firm to dearer by Rs.10/-. High & Medium CTCs appreciated by Rs.10/- to Rs.20/-. Low Grown CTCs met with fair demand. Low Grown Dust / Dust1s were dearer by Rs.40/- to Rs.50/- and more at times as the sale progressed.



QUOTATIONS

	Select Best	Best	Below Best	Others
LIQUORING				
DUST-1	900.00 - 1550.00	750.00 - 890.00	680.00 - 740.00	640.00 - 670.00
OFF GRADES				
FGS1	970.00 - 1140.00	880.00 - 960.00	720.00 - 870.00	450.00 - 710.00
FGS	850.00 - 980.00	780.00 - 840.00	650.00 - 770.00	450.00 - 640.00
LOW GROWNS				
FBOPF / FFSP / FFEXSP	3000.00 - 5950.00	1700.00 - 2800.00	1000.00 - 1600.00	850.00 - 1000.00
BOP	1400.00 - 2000.00	1100.00 - 1300.00	900.00 - 1000.00	700.00 - 850.00
BOPSP	1400.00 - 2000.00	1100.00 - 1300.00	900.00 - 1000.00	700.00 - 850.00
BOPF	1200.00 - 1800.00	950.00 - 1100.00	850.00 - 920.00	650.00 - 820.00
FBOPF1	1400.00 - 2300.00	1100.00 - 1350.00	850.00 - 1000.00	700.00 - 840.00
FBOP	1600.00 - 2300.00	1200.00 - 1500.00	950.00 - 1150.00	720.00 - 880.00
BOP1	2150.00 - 2650.00	1900.00 - 2100.00	1650.00 - 1850.00	850.00 - 1000.00
OP1	2450.00 - 3200.00	2200.00 - 2400.00	1800.00 - 2150.00	800.00 - 950.00
OP	1900.00 - 2400.00	1500.00 - 1700.00	1300.00 - 1400.00	700.00 - 800.00
OPA	1350.00 - 1850.00	1050.00 - 1250.00	880.00 - 1000.00	800.00 - 850.00
PEKOE	1250.00 - 1750.00	900.00 - 1150.00	800.00 - 880.00	700.00 - 780.00
PEKOE1	1550.00 - 1900.00	1200.00 - 1350.00	900.00 - 1100.00	820.00 - 880.00
DUST / DUST1	900.00 - 1550.00	750.00 - 890.00	680.00 - 730.00	630.00 - 670.00



- **Top Prices**
- **Colombo Auction Averages**
- **National Elevational Averages**
- **Agro Climatic District Averages**
- **All Brokers Private Sale Figures**



TOP PRICES (SALE NO. 14 – 04TH / 05TH APRIL 2022)



WESTERN HIGH			
BOP		Great Western	1450.00
BOPSP	+	Queensberry	1500.00
BOPF/BOPFSP	+	Somerset	1350.00
	+	Tillyrie	1350.00
FBOP/FBOP1	+	Queensberry	2100.00
FBOPF/FBOPF1		Weddemulla	1550.00
BOP1		Tangakelle	1400.00
OP/OPA	*+	Venture	1850.00
OP1	*+	Venture	2100.00
PEKOE/PEKOE1	+	Bearwell	1900.00

UVA HIGH			
BOP		Glenanore	1450.00
BOPSP	++	Ranaya	1300.00
BOPF/BOPFSP		Bandaraeliya	1200.00
FBOP/FBOP1	+	Aislabay	2150.00
FBOPF/FBOPF1		Glenanore	1600.00
BOP1	+	Craig	1900.00
OP/OPA	+	Glenanore	1950.00
OP1	+	Glenanore	2400.00
PEKOE/PEKOE1	*	Glenanore	1600.00

NUWARA ELIYA			
BOP	*+	Lovers Leap	1800.00
BOPF/BOPFSP	*	Lovers Leap	1650.00
FBOP/FBOP1		Court Lodge	2550.00
OP/OPA		Court Lodge	940.00
PEKOE/PEKOE1	*+	Lovers Leap	2350.00

WESTERN MEDIUM			
BOP	+	Harangalla	1750.00
BOPSP	++	Craighead	1450.00
	++	Hatale	1450.00
BOPF/BOPFSP		Vellai Oya	1140.00
FBOP/FBOP1	+	Harangalla	2550.00
FBOPF/FBOPF1		Harangalla	1850.00
BOP1	+	Harangalla	2500.00
OP/OPA	+	Hatale	1700.00
OP1	+	Harangalla	2550.00
PEKOE/PEKOE1	++	Craighead	1700.00

UVA MEDIUM			
BOP		Dickwella	1500.00
BOPSP		Tinioya	1400.00
BOPF/BOPFSP		Dickwella	1450.00
FBOP/FBOP1		Dickwella	2200.00
FBOPF/FBOPF1	*	Demodera 'S'	1550.00
		Dickwella	1550.00
		Aruna Passara	1550.00
		Tinioya	1550.00
		Aruna Keppetipola	1550.00
BOP1	+	Demodera 'S'	2100.00
OP/OPA	+	Wewesse	1800.00
OP1	+	Halpewatta Uva	2200.00
PEKOE/PEKOE1		Dickwella	1700.00
		Sarnia Plaiderie	1700.00

CTC LOW			
PF1	*+	Hingalgoda CTC	1350.00
BP1	+	Ceciliyan CTC	890.00
BPS		-	650.00
OF	***	Peakwatta CTC	680.00

UDA PUSSELLAWA			
BOP		Kirklees	940.00
		Mooloya	940.00
BOPSP	+	Delmar	1300.00
BOPF/BOPFSP	+	High forest	1120.00
FBOP/FBOP1	+	Blairlmond	2000.00
FBOPF/FBOPF1	++	Delmar	1500.00
	++	Blairlmond	1500.00
BOP1		-	
OP/OPA	++	Delmar	1500.00
OP1		Gonapitiya	1550.00
PEKOE/PEKOE1	+	Gonapitiya	1500.00

CTC HIGH			
PF1	*+	Ulugedara CTC	1020.00
BP1	*	Ulugedara CTC	760.00
BPS	*++	Mount Vernon CTC	800.00
OF		-	

CTC MEDIUM			
PF1	*+	New Peacock CTC	1060.00
BP1	*+	Delta CTC	800.00
BPS		Aultmore CTC	650.00
OF		-	



TOP PRICES (SALE NO. 14 – 04TH / 05TH APRIL 2022)



LOW			
BOP	++	Brombil	2000.00
	++	Golden Garden	2000.00
	++	Wathurawila	2000.00
BOPSP	*+	Arbour Valley	2000.00
	+	Suduwelipothahena Super	2000.00
BOPF		Pothotuwa	1800.00
BOPFSP	+	Mahaliyadda	1850.00
FBOP		Pothotuwa	2300.00
FBOP1		Kingsbru	2200.00
FBOPF		Houpe Special	3000.00
FBOPF1	*	Sineth	2300.00
		New Rekadahena	2100.00
	*	Hiniduma S. H.	2050.00
BOP1	++	Pothotuwa	2650.00
OP1		Pothotuwa	3200.00
OP	+	Golden Garden	2400.00
	+	Wathurawila	2400.00
	+	Dampahala	2400.00
OPA		Nilgiri	1850.00
PEKOE		Golden Garden	1750.00
		Lumbini	1750.00
		Green House	1750.00
PEKOE1	*	Lumbini	1900.00
	*	Liverpool Super	1900.00
		Pothotuwa	1900.00
	*	Bogoda Group	1850.00

PREMIUM			
FBOPFSP		Kingsbru	5000.00
FBOPFEXSP		New Vithanakande	5950.00
FBOPFEXSP1	+	Muswenna	5900.00

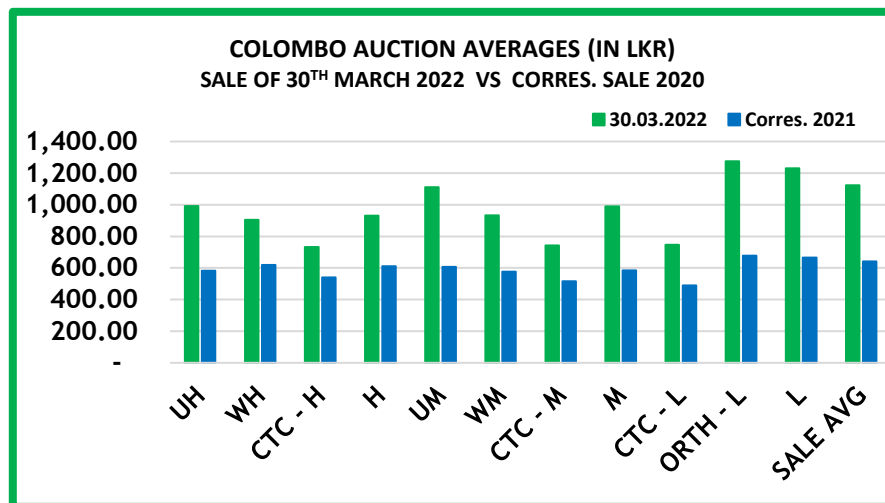
DUST			
DUST1	+	Great Western	1550.00
	+	Kelani	1550.00
P.DUST	*	Delta CTC	960.00
	*	Dunsinane CTC	960.00

OFF GRADES			
FNGS/FNGS1	*+	Kotiyagalla	1140.00
	*	Norwood	1120.00
	*	Mayfield	1120.00
PFNGS	*	Hingalgoda CTC	880.00
BM	+	Gunawardena	1200.00
BP		Kenmare	1300.00
BOP1A	+	Aldora	1450.00

**	MORE THAN ONE TOP PRICE OBTAINED
*	TEAS SOLD BY JOHN KEELLS PLC
+	ALL TIME RECORD PRICE
++	ALL TIME RECORD PRICE EQUALED

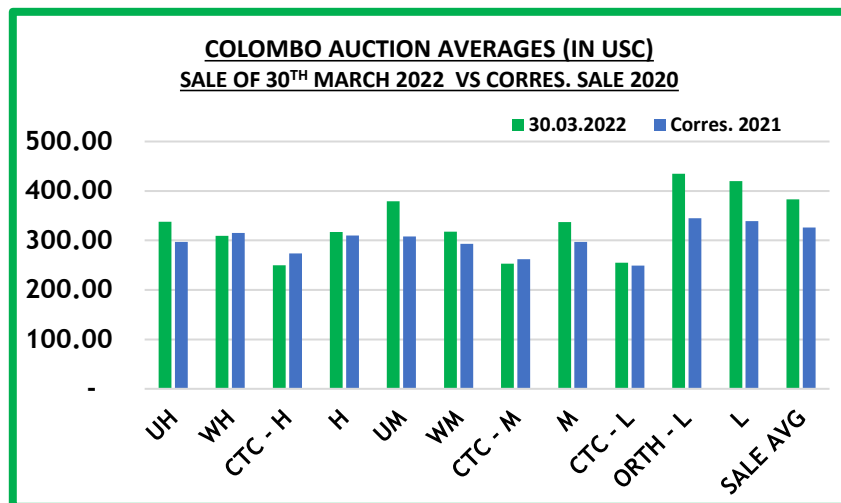


COLOMBO AUCTION AVERAGES



	Sale of 23/03/2022In LKR	Sale of 30/03/2022 In LKR	Corres. 2021 In LKR
Uva High Grown	839.47	991.26	583.51
Western High Grown	796.00	904.72	619.75
CTC High Grown	676.23	733.37	539.24
Summary of High Grown	808.26	929.84	610.68
Uva Medium Grown	926.92	1111.95	606.66
Western Medium Grown	774.44	932.07	576.09
CTC Medium Grown	638.66	741.73	515.84
Summary of Medium Grown	818.60	989.33	584.30
CTC Low Grown	619.71	747.22	489.23
Orthodox Low Grown	1049.07	1274.53	678.80
Summary of Low Grown	1014.60	1230.12	666.46
TOTAL SALE AVERAGE	934.69	1123.62	641.26

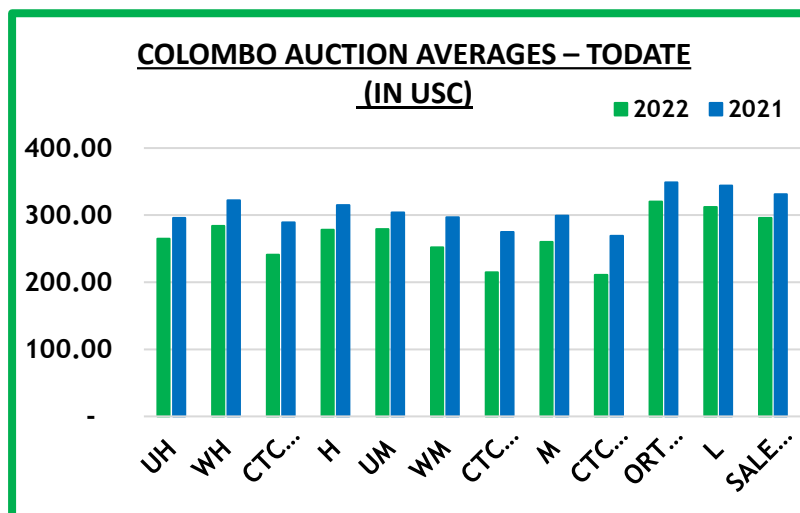
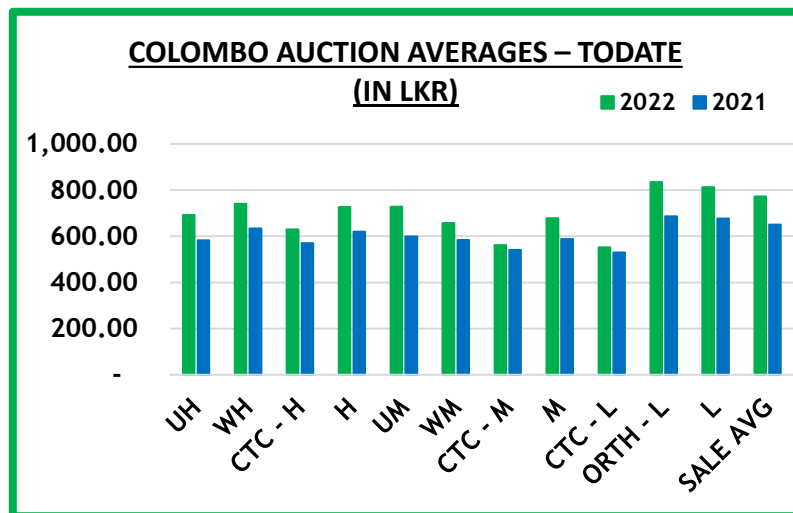
COLOMBO AUCTION AVERAGES



	Sale of 23/03/2022 In USC	Sale of 30/03/2022 In USC	Corres. 2021 In USC
Uva High Grown	299	338	297
Western High Grown	283	309	315
CTC High Grown	241	250	274
Summary of High Grown	287	317	310
Uva Medium Grown	330	379	308
Western Medium Grown	275	318	293
CTC Medium Grown	227	253	262
Summary of Medium Grown	291	337	297
CTC Low Grown	220	255	249
Orthodox Low Grown	373	435	345
Summary of Low Grown	361	420	339
TOTAL SALE AVERAGE	332	383	326



COLOMBO AUCTION AVERAGES



January to Date (Sale No.13)	2022 LKR	2021 LKR	2022 USC	2021 USC
Uva High Grown	692.60	582.42	265	296
Western High Grown	740.24	633.28	284	322
CTC High Grown	629.54	569.34	241	289
Summary of High Grown	727.05	620.58	278	315
Uva Medium Grown	728.40	599.07	279	304
Western Medium Grown	657.98	584.22	252	297
CTC Medium Grown	562.29	541.24	215	275
Summary of Medium Grown	678.00	588.26	260	299
CTC Low Grown	551.77	529.78	211	269
Orthodox Low Grown	834.45	686.50	320	349
Summary of Low Grown	813.30	676.13	312	344
TOTAL SALE AVERAGE	771.94	650.84	296	331



COLOMBO AUCTION AVERAGES

FROM 01 ST TO 30 TH MARCH 2022	LKR
Uva High Grown	778.23
Western High Grown	776.47
Summary of High Grown	776.95
Uva Medium Grown	818.13
Western Medium Grown	708.77
Summary of Medium Grown	740.69
Summary of Low Grown	917.37
TOTAL SALE AVERAGE	854.98





NATIONAL ELEVATIONAL AVERAGES

NATIONAL ELEVATIONAL AVERAGES – MARCH 2022

Elevation	MONTH		TODATE	
	QUANTITY - KG	AVERAGE - RS. / KG	QUANTITY - KG	AVERAGE - RS. / KG
ORTHODOX				
UVA-HIGH	1,392,365	780.64	3,668,079	692.06
WESTERN-HIGH	3,492,610	786.38	8,973,344	756.94
UVA-MEDIUM	1,242,438	817.19	3,395,878	713.77
WESTERN-MEDIUM	1,943,872	759.42	5,562,194	693.95
LOW	13,273,964	951.03	37,306,738	834.39
TOTAL	21,345,249	887.73	58,906,232	793.51
CTC				
UVA-HIGH	116,044	707.70	255,987	663.15
WESTERN-HIGH	382,263	648.70	1,044,338	626.48
WESTERN-MEDIUM	876,044	591.20	2,283,899	560.03
LOW	1,393,360	579.83	3,750,125	549.97
TOTAL	2,767,711	598.30	7,334,349	567.95
OTH/CTC				
UVA-HIGH	1,508,409	775.03	3,924,066	690.17
WESTERN-HIGH	3,874,873	772.80	10,017,682	743.34
UVA-MEDIUM	1,242,438	817.19	3,395,878	713.77
WESTERN-MEDIUM	2,819,916	707.16	7,846,093	654.97
LOW	14,667,324	915.77	41,056,863	808.41
TOTAL	24,112,960	854.52	66,240,581	768.54
GREEN				
UVA-HIGH	64,991	648.09	158,051	640.75
WESTERN-HIGH	51,883	714.77	165,013	709.04
UVA-MEDIUM	39,027	797.13	101,621	764.96
WESTERN-MEDIUM	32,057	668.55	107,286	672.51
TOTAL	187,958	700.93	531,971	692.07



NATIONAL ELEVATIONAL AVERAGES – Continued;

ORGANIC TEAS				
UVA-HIGH	24,265	744.33	63,065	699.61
WESTERN-HIGH	10,595	975.92	29,314	886.37
UVA-MEDIUM	14,200	764.79	28,240	789.45
WESTERN-MEDIUM	11,115	1,127.90	44,216	919.93
LOW	5,807	2,063.63	15,970	1,836.98
TOTAL	65,982	966.64	180,805	898.26
SPECIAL TEA				
UVA-HIGH	55	13,309.09	183	13,273.65
WESTERN-HIGH	6,153	3,376.14	14,545	3,181.29
UVA-MEDIUM	15	15,066.67	59	13,805.08
WESTERN-MEDIUM	10,860	1,069.38	26,186	1,046.41
LOW	404	11,975.00	706	11,984.12
TOTAL	17,487	2,183.51	41,678	2,048.27
BLACK TEA SALES FROM REFUSE TEA PROCESSING CENTRES				
UVA-HIGH	88,512	492.50	273,045	426.82
WESTERN-HIGH	214,507	528.92	467,954	484.08
UVA-MEDIUM	29,570	536.92	52,687	489.96
WESTERN-MEDIUM	42,220	392.07	67,281	405.87
LOW	96,156	531.64	305,842	468.53
TOTAL	470,965	510.86	1,166,809	462.36
COMPOSITE NATIONAL AVERAGES				
HIGH GROWN	5,844,243	761.39	15,112,918	716.93
MEDIUM GROWN	4,241,417	737.88	11,669,546	673.29
LOW GROWN	14,769,691	914.02	41,379,380	806.49
ALL TEA AVERAGE	24,855,351	848.08	68,161,844	763.83



SUB DISTRICT AVERAGE PRICES DURING THE MONTH OF JANUARY 2022

SUB DISTRICTS	MONTH	CUM.	SUB DISTRICTS	MONTH	CUM.
(A) NUWARA ELIYA	707.80	707.80	(D) UDA PUSSELLAWA		
			(i) Uda Pussellawa / Halgranoya	606.39	606.39
(B) WESTERNS			(ii) Maturata	588.11	588.11
(i) Ramboda	716.74	716.74			
(ii) Pundaluoya	635.59	635.59	(E) UVAS		
(iii) Agarapatana	679.45	679.45	(i) Koslanda / Haldumulla	792.27	792.27
(iv) Nanuoya / Lindula / Talawakelle	770.11	770.11	(ii) Haputale	640.52	640.52
(v) Patana / Kotagala	664.92	664.92	(iii) Bandarawela / Poonagalla	572.13	572.13
(vi) Hatton / Dickoya	696.01	696.01	(iv) Malwatte / Welimada	600.00	600.00
(vii) Bogawantalawa	719.34	719.34	(v) Demodara / Haliella / Badulla	663.14	663.14
(viii) Upcot / Maskeliya	723.04	723.04	(vi) Ella / Namunukula	566.11	566.11
			(vii) Passara / Lunugalla	626.20	626.20
(C) MEDIUMS			(viii) Madulsima	581.91	581.91
(i) Watawala / Ginigathhena / Norton Bridge	548.84	548.84			
(ii) Pussellawa / Hewaheta	640.50	640.50	(F) LOW GROWNS		
(iii) Kotmale	720.44	720.44	(i) Deniyaya	822.42	822.42
(iv) Gampola / Nawalapitiya / Dolosbage	624.08	624.08	(ii) Galle	755.32	755.32
(v) Nilambe / Hantane / Galaha	646.80	646.80	(iii) Kalutara	688.64	688.64
(vi) Kadugannawa	595.90	595.90	(iv) Kegalle	663.44	663.44
(vii) Madulkelle / Knuckles / Rangala	544.35	544.35	(v) Kellani Valley	776.76	776.76
(viii) Hunnasgiriya / Matale / Yakdessa	565.14	565.14	(vi) Kandy / Matale / Kurunegala	534.90	534.90
(ix) Balangoda / Rakwana	661.99	661.99	(vii) Matara	805.10	805.10
			(viii) Morawaka	751.70	751.70
			(ix) Ratnapura	744.45	744.45
			(x) Balangoda	673.56	673.56

SOURCE : SRI LANKA TEA BOARD



SUB DISTRICT AVERAGE PRICES DURING THE MONTH OF FEBRUARY 2022

SUB DISTRICTS	MONTH	CUM.	SUB DISTRICTS	MONTH	CUM.
(A) NUWARA ELIYA	727.50	717.28	(D) UDA PUSSELLAWA		
			(i) Uda Pussellawa / Halgranoya	604.08	605.39
(B) WESTERNS			(ii) Maturata	602.80	595.37
(i) Ramboda	727.41	722.49			
(ii) Pundaluoya	648.91	642.94	(E) UVAS		
(iii) Agarapatana	687.54	684.24	(i) Koslanda / Haldumulla	804.29	798.42
(iv) Nanuoya / Lindula / Talawakelle	774.89	772.81	(ii) Haputale	662.74	651.21
(v) Patana / Kotagala	655.23	659.73	(iii) Bandarawela / Poonagalla	630.49	597.82
(vi) Hatton / Dickoya	693.27	694.50	(iv) Malwatte / Welimada	619.45	608.91
(vii) Bogawantalawa	739.44	730.05	(v) Demodara / Haliella / Badulla	696.35	677.85
(viii) Upcot / Maskeliya	723.88	723.51	(vi) Ella / Namunukula	557.26	561.63
			(vii) Passara / Lunugalla	652.02	639.18
(C) MEDIUMS			(viii) Madulsima	599.43	589.90
(i) Watawala / Ginigathhena / Norton Bridge	539.47	544.86			
(ii) Pussellawa / Hewaheta	641.17	640.87	(F) LOW GROWNS		
(iii) Kotmale	725.01	723.09	(i) Deniyaya	867.31	845.01
(iv) Gampola / Nawalapitiya / Dolosbage	643.17	634.74	(ii) Galle	785.56	770.33
(v) Nilambe / Hantane / Galaha	662.68	656.62	(iii) Kalutara	698.85	693.92
(vi) Kadugannawa	605.73	600.33	(iv) Kegalle	680.96	672.77
(vii) Madulkelle / Knuckles / Rangala	557.25	551.07	(v) Kellani Valley	784.39	780.83
(viii) Hunnasgiriya / Matale / Yakdessa	601.42	584.69	(vi) Kandy / Matale / Kurunegala	549.12	542.43
(ix) Balangoda / Rakwana	693.82	678.01	(vii) Matara	848.51	826.92
			(viii) Morawaka	812.96	781.75
			(ix) Ratnapura	764.20	754.62
			(x) Balangoda	721.02	697.39

SOURCE : SRI LANKA TEA BOARD



SUB DISTRICT AVERAGE PRICES DURING THE MONTH OF MARCH 2022

SUB DISTRICTS	MONTH	CUM.	SUB DISTRICTS	MONTH	CUM.
(A) NUWARA ELIYA	838.70	767.41	(D) UDA PUSSELLAWA		
			(i) Uda Pussellawa / Halgranoya	724.67	652.74
(B) WESTERNS			(ii) Maturata	747.86	654.31
(i) Ramboda	785.00	745.04			
(ii) Pundaluoya	698.13	663.37	(E) UVAS		
(iii) Agarapatana	721.14	698.89	(i) Koslanda / Haldumulla	927.05	844.15
(iv) Nanuoya / Lindula / Talawakelle	828.02	794.93	(ii) Haputale	762.52	693.92
(v) Patana / Kotagala	706.88	677.29	(iii) Bandarawela / Poonagalla	732.29	644.51
(vi) Hatton / Dickoya	709.03	700.26	(iv) Malwatte / Welimada	705.80	646.10
(vii) Bogawantalawa	784.26	751.78	(v) Demodara / Haliella / Badulla	855.52	743.51
(viii) Upcot / Maskeliya	754.25	735.37	(vi) Ella / Namunukula	666.60	597.22
			(vii) Passara / Lunugalla	766.62	689.18
(C) MEDIUMS			(viii) Madulsima	768.52	656.52
(i) Watawala / Ginigathhena / Norton Bridge	593.97	559.89			
(ii) Pussellawa / Hewaheta	714.33	666.25	(F) LOW GROWNS		
(iii) Kotmale	833.29	758.23	(i) Deniyaya	1063.00	924.97
(iv) Gampola / Nawalapitiya / Dolosbage	717.18	666.66	(ii) Galle	968.15	837.41
(v) Nilambe / Hantane / Galaha	715.51	676.43	(iii) Kalutara	822.28	740.83
(vi) Kadugannawa	665.87	622.96	(iv) Kegalle	788.43	709.08
(vii) Madulkelle / Knuckles / Rangala	678.65	594.41	(v) Kellani Valley	922.07	828.02
(viii) Hunnasgiriya / Matale / Yakdessa	714.59	640.67	(vi) Kandy / Matale / Kurunegala	595.04	562.30
(ix) Balangoda / Rakwana	834.17	735.51	(vii) Matara	1028.47	902.69
			(viii) Morawaka	983.67	858.80
			(ix) Ratnapura	927.08	815.90
			(x) Balangoda	869.21	758.01

SOURCE : SRI LANKA TEA BOARD



ALL BROKERS PRIVATE SALE FIGURES (FOR THE PERIOD – 28TH MARCH TO 04TH APRIL 2022)

	WEEKLY	TODATE
High & Medium	56,178.50	550,971.45
Low	5,159.00	83,370.75
Green Tea	31,892.00	425,039.30
Organic Tea	14,391.00	115,933.00
BMF	132,370.00	2,042,232.00
Direct Sales	-	-
Forward Contract	36,800.00	628,440.00





- **Crop and Weather**
- **Crop Figures**
- **Tea News**
- **Holiday Notice**

CROP AND WEATHER - FOR THE PERIOD OF - 28TH MARCH TO 03RD APRIL 2022



Western

Bright mornings with evening showers were experienced throughout the week in Agarapatana, Bogowantalawa, Talawakelle whilst heavy evening showers were recorded at the end of the week in the Dickoya district.



Nuwara Eliya

Bright weather was experienced throughout the week, whilst dull weather with evening showers were recorded at the end of the week in Nuwara Eliya and Kandapola districts.



Uva

Bright weather was experienced throughout the week with evening showers recorded in Bandarawella and Haputale districts. Rainfall was recorded throughout the week in the Badulla district.



Low Grown

Bright weather was recorded at the beginning of the week, whilst dull weather with evening showers were reported during the latter part of the week in Galle, Rathnapura and Deniyaya.



Crop

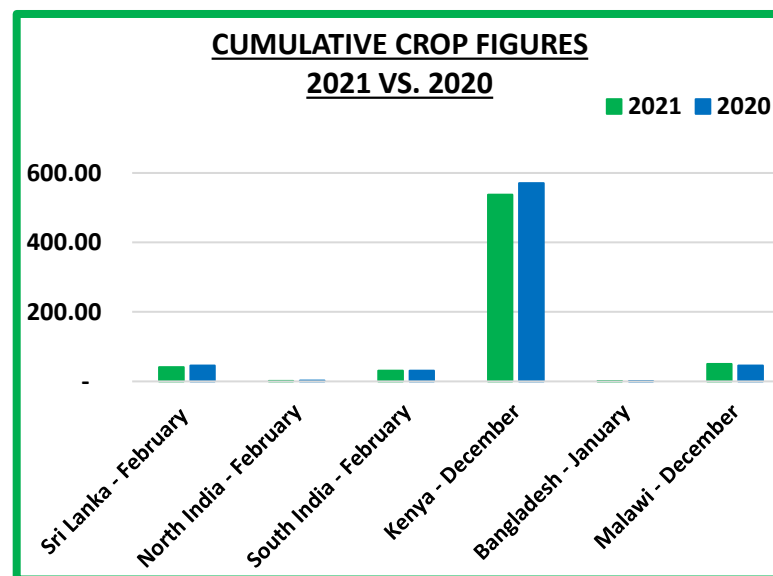
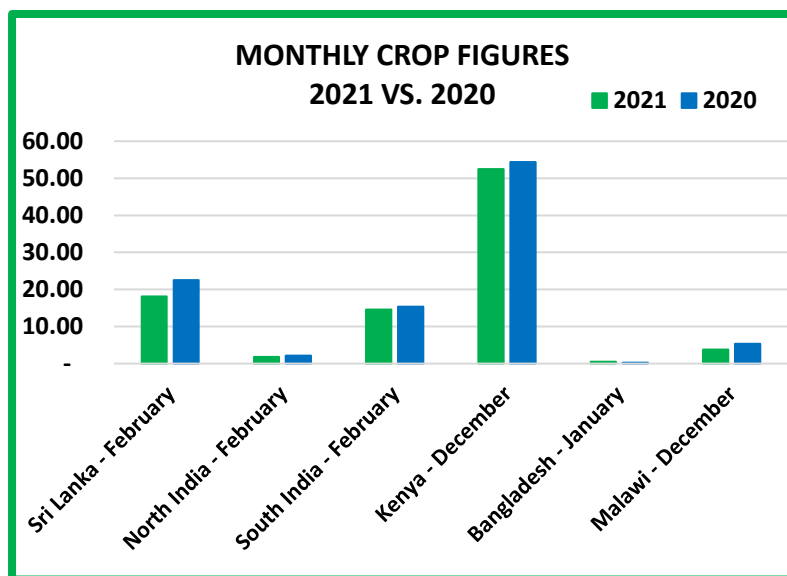
Crop intakes are moderate.



CROP FIGURES OF MAJOR PRODUCING & EXPORTING COUNTRIES

Country	Month	2021 * 2022	2020 * 2021	Cumulative + Inc. / Dec.	Cumulative	2021 * 2022	2020 * 2021	Cumulative + Inc. / Dec.
Sri Lanka	February	* 18.16	* 22.52	- 4.36	Upto February	* 40.98	* 45.70	- 4.72
North India	February	* 1.81(E)	2.18	- 0.37	Upto February	* 1.81(E)	2.18	- 0.37
South India	February	14.60(E)	15.32	- 0.72	Upto February	30.45(E)	31.21	- 0.76
Kenya	December	52.52	54.41	- 1.89	Upto December	537.83	570.46	- 32.63
Bangladesh	January	0.507	0.286	+ 0.221	Upto January	0.507	0.286	+ 0.221
Malawi	December	3.8	5.3	- 1.5	Upto December	50.6	45.2	+ 5.4

(E) - Estimated



TEA NEWS AROUND THE GLOBE



MOMBASA MARKET

SALE NO. 13 – SALE OF 28TH / 29TH & 30TH MARCH 2022

There was fairly good demand for the 204,210 packages (13,387,427.00 kilos) on offer; 13.44% were neglected.

OFFERINGS

Leaf Grades	-	117,480 packages (7,691,899.00 kilos) – 14.11% unsold.
Dust Grades	-	55,700 packages (4,146,081.00 kilos) – 4.81% unsold.
Secondary Grades	-	31,030 packages (1,549,447.00 kilos) – 26.36% unsold.

MARKETS

Pakistan Packers, Yemen, other Middle Eastern countries and **Bazaar** lent more and useful support while **Egyptian Packers** and **UK** maintained good interest. **Kazakhstan** and **other CIS nations** showed improved enquiry with some activity from **Afghanistan** while **Sudan** were active but selective. There was some interest from **Iran** with **Russia** absent. **Local Packers** lent support based on price. **Somalia** maintained activity at the lower end of the market.

LEAF GRADES (M2)

BP1:

Best – Were irregular varying between firm to USC20 dearer to easier by up to USC11.

Brighter – Saw irregular interest and ranged between firm to USC7 above last prices to USC12 easier.

Mediums – KTDA mediums were fully firm at previous levels where sold while plantations varied between firm to USC6 dearer to easier by a similar margin.

Lower Mediums – Met improved competition and advanced by up to USC30 with a few lines easier by up to USC16.

Plainer – Saw good but irregular activity at steady to USC28 dearer and some selected invoices advanced by USC52 to lower by USC18.

PF1:

Best – Ranged between firm to USC8 dearer to easier by up to USC10.

Brighter – Were steady to USC8 above previous levels to easier by USC3.

Mediums – KTDA mediums were fully firm to USC5 lower with plantations irregular varying between firm to USC9 dearer to easier by USC6.

Lower Mediums – Saw more enquiry and advanced by up USC27 but a few teas lost up to USC14.

Plainer – Appreciated by up to USC18 with only a few lines discounted by up to USC8.

DUST GRADES (M1)

PDUST:

Best – Were steady to USC24 dearer to easier by up to USC10.

Brighter – Firm to USC18 above last rates.

Mediums – KTDA mediums ranged between firm to USC7 dearer to easier by up to USC12 while Plantation mediums were steady to USC14 above previous rates.

Lower Medium – Steady to USC15 below last levels but a few teas advanced by up to USC14.

Plainer – Met irregular interest and varied between firm to USC14 dearer to easier by USC12.



TEA NEWS AROUND THE GLOBE



MOMBASA MARKET – Continued ;

DUST1:

Best – Saw improved activity and gained up to USC13.

Brighter – Were well competed for and appreciated by USC3 to USC26.

Mediums – KTDA mediums met irregular activity and ranged between firm to USC14 dearer to USC12 below last rates with plantation mediums varying between mostly steady to USC23 dearer to easier by up to USC6.

Lower Medium – Steady to USC14 dearer but a few lines lost up to USC13.

Plainer – Gained by up to USC14 but a few teas were discounted by up to USC13.

SECONDARY GRADES (S1)

In the Secondary catalogues, best **BP**s tended dearer while others held value with **PF**s steady. Clean well sorted colourful **Fannings** were irregular but on a balance dearer while **DUST**s were firm. **Other Fannings** were steady with **similar DUST**s at last rates. **BMF**s were well absorbed.

QUOTATIONS	BROKENS	FANNINGS
Best	263 – 394	274 – 325
Good	250 – 302	272 – 301
Good Medium	245 – 279	272 – 293
Medium (KTDA)	260 – 264	250 – 276
Medium (Plantations)	208 – 244	216 – 249
Lower Medium	105 – 226	120 – 233
Plainer	085 – 199	092 – 210

AUCTION	KENYA 2021 \$	KENYA 2022 \$	TOTAL 2021 \$	TOTAL 2022 \$
11	1.96	2.49	1.90	2.30
12	1.96	2.52	1.89	2.37
13	1.90	2.53	1.82	2.36

SOURCE : AFRICA TEA BROKERS LTD.



UPCOMING AUCTION DETAILS

Auction No.	16		15	
Dates	26 th / 27 th April 2022		19 th / 20 th April 2022	
	No. of Lots	Qty – kg	No. of Lots	Qty – kg
Ex-Estate	669	763,527	628	710,200
Main Sale Total	9,988	5,059,992	8,844	4,305,234
High & Medium	1,507	769,433	1,236	605,468
Low Grown – Leafy	1,885	793,703	1,701	688,233
Low Grown – Semi Leafy	1,379	609,231	1,190	507,704
Low Grown Tippy	2,020	1,069,476	1,787	903,805
Premium / Flowery	367	66,242	312	50,383
Off Grades	2,355	1,303,464	2,168	1,129,428
Dust	475	448,443	450	420,213
Grand Total	10,657	5,823,519	9,472	5,015,434
Reprints	155	84,453	99	51,009
Total No. of Lots on Offer	10,657		9,472	
Total Quantity on Offer (kg)	5,823,519		5,015,434	



SCHEDULED CLOSING DATES

Auction No.	Date of Sale	Ex-Estate	Main Sale
17	03 rd / 04 th May 2022	08/04/2022	08/04/2022
18	10 th / 11 th May 2022	22/04/2022	22/04/2022
19	17 th / 18 th May 2022	28/04/2022	28/04/2022

PROMPT DATES

Auction No.	Buyers	Sellers
15	26/04/2022	27/04/2022
16	04/05/2022	05/05/2022
17	10/05/2022	11/05/2022



ORDER OF SALE (SALE NO. 15 – 19TH / 20TH APRIL 2022)

Main Sale Order – 1 (Leafy / Semi Leafy / Tippy / Premium / 1A)

Ceylon Tea Brokers PLC
Bartleet Produce Marketing (Pvt) Ltd
Mercantile Produce Brokers (Pvt) Ltd
Eastern Brokers. Ltd.
Forbes & Walker Tea Brokers (Pvt) Ltd
Lanka Commodity Brokers Ltd
JOHN KEELLS PLC
Asia Siyaka Commodities PLC.

Main Sale Order – 2 (H & M / Off Grade / Dust)

Forbes & Walker Tea Brokers (Pvt) Ltd
Mercantile Produce Brokers (Pvt) Ltd
Asia Siyaka Commodities PLC.
JOHN KEELLS PLC
Eastern Brokers. Ltd.
Ceylon Tea Brokers PLC
Lanka Commodity Brokers Ltd
Bartleet Produce Marketing (Pvt) Ltd

Ex-Estate

Forbes & Walker Tea Brokers (Pvt) Ltd
Bartleet Produce Marketing (Pvt) Ltd
Asia Siyaka Commodities PLC.
Mercantile Produce Brokers (Pvt) Ltd
JOHN KEELLS PLC
Lanka Commodity Brokers Ltd
Ceylon Tea Brokers PLC
Eastern Brokers. Ltd.

[DB : HR / SG]





HOLIDAY NOTICE



We wish to inform all our valued Clients that our Head Office, Sample Room and Stores will be closed for business on the following days.

13th April 2022	Wednesday	Day Prior to Sinhala & Tamil New Year
14th April 2022	Thursday	Sinhala & Tamil New Year Day
15th April 2022	Friday	Good Friday
16th April 2022	Saturday	Bak Full Moon Poya Day and Holy Saturday





“

Although no one can go back and make a brand new start,
anyone can start from now and make a brand new ending. ”

– *Carl Bard*



ඔබ සැමට
සුභ සිංහල සහ
දෙමළ අළුත්
අවුරුද්දක්
වේවා !

*WE WISH YOU A
HAPPY SINHALA AND
TAMIL NEW YEAR*