



TEA MARKET REPORT

JOHN KEELLS PLC

SALE NO.14 - 06TH / 07TH APRIL 2021

ORDER OF SALE (SALE NO. 14 – 06TH / 07TH APRIL 2021)

Main Sale Order – 1 (Leafy / Semi Leafy / Tippy / Premium / 1A)	Main Sale Order – 2 (H & M / Off Grade / Dust)	Ex-Estate
F & W Tea Brokers (Pvt) Ltd	Bartleet Produce Marketing (Pvt) Ltd	Mercantile Produce Brokers (Pvt) Ltd
Asia Siyaka Commodities PLC	F & W Tea Brokers (Pvt) Ltd	Asia Siyaka Commodities PLC
Eastern Brokers. Ltd	Mercantile Produce Brokers (Pvt) Ltd	Bartleet Produce Marketing (Pvt) Ltd
Ceylon Tea Brokers PLC	Asia Siyaka Commodities PLC	F & W Tea Brokers (Pvt) Ltd
JOHN KEELLS PLC	JOHN KEELLS PLC	Eastern Brokers. Ltd
Lanka Commodity Brokers Ltd	Eastern Brokers. Ltd	Ceylon Tea Brokers PLC
Bartleet Produce Marketing (Pvt) Ltd	Ceylon Tea Brokers PLC	Lanka Commodity Brokers Ltd
Mercantile Produce Brokers (Pvt) Ltd	Lanka Commodity Brokers Ltd	JOHN KEELLS PLC



AUCTION DETAILS

Auction No.	14	
Dates	06 th / 07 th April 2021	
	No. of Lots	Qty – kg
Ex Estate	839	956,615
Main Sale Total	10,873	5,618,799
High & Medium	1,736	855,812
Low Grown - Leafy	2,054	885,895
Low Grown - Semi Leafy	1,844	934,727
Low Grown Tippy	2,006	1,048,100
Premium / Flowery	290	51,436
Off Grades	2,354	1,259,882
Dust	589	582,947
Grand Total	11,712	6,575,414
Reprints	626	326,658
Total No. of Lots Offered	11,712	
Total Quantity Offered (kg)	6,575,414	

PROMPT DATES

Auction No.	Buyers	Sellers
14	15/04/2021	16/04/2021



COMMENTS

The National Auction average for the month of March 2021 recorded at Rs.654.32 shows an increase of Rs.59.10 in comparison to the 2020 March figure of Rs.595.22. When analyzing the respective elevation averages for the month of March 2021, the High Growns recorded an average of Rs.631.30 which is a positive variance of Rs.71.20 in comparison to Rs.560.10 in March 2020. Medium Growns recorded a positive variance of Rs.59.04 with an average of Rs.599.11 when compared to Rs.540.07 in March 2020, similarly the Low Growns recorded an average of Rs.676.30 which is a positive variance of Rs.50.52 in comparison to Rs.625.78 in March 2020.

The 0.95Mkg of Ex Estate teas on offer met with good demand. Select best Western High Grown BOPs were easier, the below best and plainer varieties too were barely steady. Select best Western High Grown BOPFs were firm to a little dearer at times, the below best and plainer varieties gained Rs.30/- to Rs.40/-. Nuwara Eliya BOP/BOPFs continued to sell well this week on special inquiry. Uva / Udupussellawa BOPs were easier, the BOPFs however were firm to a little dearer. Low Grown CTC BP1s were irregular, the High and Medium sorts too were firm to a little easier at times and declined towards the latter part of the sale. Low Grown PF1s were dearer, the High and Medium sorts too were firm to a little dearer from last week's levels.

The 2.9 Mkg of Low Grown teas which were on offer met with lower demand. Select best and best OP1s were irregularly lower to last. BOP1s were substantially lower. Select best OP/OPAs were few rupees easier, poorer types declined following quality. Well-made bold Pekoes were firm, others declined several rupees. Shotty Pekoe1s shed a few rupees, mixed varieties dropped sharply. In the Small leaf segment, select best BOP.SP/BOPF.SP and BOPFs were firm on last. Select best BOPs met with fair demand. FBOP varieties were lower. FBOPF1s declined a few rupees following quality. FBOPFs attracted fair demand. All Premium Flowery teas were firm.

Iran, Russia and the C.I.S. countries lent fair support, whilst Turkey was selective. Libya and Iraq lent fair support.





MARKET DESCRIPTION

Western Teas

Better BOPs were firm and at times Rs.20/- to Rs.30/- dearer, below best types appreciated by Rs.20/- to Rs.30/- and at times more on account of special interest, plainer types maintained. A few best BOPFs appreciated by Rs.20/- to Rs.30/-, the rest were firm, below best and plainer types appreciated by Rs.30/- to Rs.40/-. Medium BOPs met with irregular demand. Better BOPFs appreciated by Rs.20/- to Rs.30/-, the balance were firm and at times dearer to a lesser extent.

Nuwara Eliya Teas

The limited availability of BOP/ BOPFs continued to sell at attractive levels.

Uva Teas

BOPs met with irregular demand and were lower by Rs.20/- to Rs.30/-, BOPFs appreciated Rs.20/- to Rs.30/-. Uda pussellawa BOPs were lower by Rs.20/- to Rs.30/-, BOPFs advanced Rs.20/- to Rs.30/-.

CTC Teas

Low Grown BP1s met with irregular demand, PF1s appreciated by Rs.10/- to Rs.20/-. Medium Grown BP1s met with irregular demand, better PF1s were dearer by Rs.10/- to Rs.20/-, others were irregularly lower to last. High Grown BP1s maintained, better PF1s advanced Rs.10/- to Rs.20/-, the balance were firm.

QUOTATIONS

	BOP – RS.	BOPF – RS.
Good Westerns	680 – 800	700 – 890
Average Westerns	620 – 670	660 – 690
Plainer Westerns	500 – 610	600 – 650
Western Mediums	690 – 710	530 – 680
Uva Teas	500 – 610	520 – 690
Nuwara Eliya Teas	840 – 1250	520 – 900
Uda Pussellawa Teas	520 – 650	590 – 670
CTC (BP1 and PF1)	350 - 680	400 - 800





MARKET DESCRIPTION

Low Grown

Select best wiry OP1s with the exception of few invoices met with lower demand than last week, others too in the best category declined from last levels, secondaries however held firm. BOP1s declined from last levels with lower demand. Well made OPs were mainly firm, others declined by Rs.10/- to Rs.15/-. Select best and best OPAs were firm to marginally easier, secondaries maintained last levels. Pekoes met with lower demand. Shotty Pekoes declined by Rs.10/- to Rs.20/-, heavy, even bold Pekoes sold at similar levels to last whilst secondaries and below best segment of Pekoes declined substantially. All Pekoe1s declined by Rs.20/- to Rs.30/- and more as the sale progressed.

Select best BOPs met with firm demand, best types were lower by a few rupees, below best and secondary types were firm. Select best and best BOP.SP.s and BOPF.SP.s were firm, others were irregularly lower by Rs.5/- to Rs.10/-. BOPFs followed a similar trend. Select best FBOPF1s were lower to last by Rs.5/- to Rs.10/-, best and below best types too were lower by Rs.5/- to Rs.10/- and more at times, secondaries were firm. Well-made FBOPs in the select best category were firm, best and below best types were lower to last by Rs.5/- to Rs.10/-, bold FBOP varieties were lower to last by Rs.10/- to Rs.20/- with lower demand, secondary types too were lower to last. FBOPF varieties met with fair demand. All Premium Flowery teas met with good demand.

Off Grades

Select best and best Fngs1s were firm, below best types were easier by Rs.10/-, poorer types were firm on last. Select best and best BM.s declined by Rs.5/- to Rs.10/-, below best and poorer types declined by Rs.10/- to Rs.20/-. All BP.s were lower by Rs.30/- to Rs.40/-. Select best and best BOP1A.s were lower by Rs.30/- to Rs.40/- whilst below best and poorer sorts were lower by Rs.20/- to Rs.30/-.

Dust

Select best Dust1s were irregular, best and below best types were lower by Rs.10/- to Rs.20/-, clean secondaries were lower by Rs.10/- to Rs.20/-, others were irregular. Best High & Medium CTC.s were lower by Rs.10/- to Rs.20/-, others were irregular. Best Low Grown CTC.s were dearer by Rs.20/- to Rs.30/-, others followed a similar trend. Best Low Grown Dust / Dust1s were lower by Rs.20/-, others were dearer by Rs.10/- to Rs.20/-.



QUOTATIONS

	Select Best	Best	Below Best	Others
LIQUORING				
DUST-1	680.00 - 850.00	610.00 - 670.00	540.00 - 600.00	440.00 - 530.00
OFF GRADES				
FGS1	580.00 - 600.00	520.00 - 570.00	450.00 - 510.00	350.00 - 430.00
FGS	490.00 - 510.00	440.00 - 470.00	380.00 - 410.00	320.00 - 370.00
LOW GROWNS				
FBOPF / FFSP / FFEXSP	2100.00 - 3700.00	1200.00 - 1800.00	780.00 - 1000.00	600.00 - 710.00
BOP	900.00 - 980.00	710.00 - 860.00	600.00 - 700.00	480.00 - 580.00
BOPSP	770.00 - 1020.00	630.00 - 740.00	550.00 - 590.00	420.00 - 510.00
BOPF	650.00 - 810.00	530.00 - 620.00	420.00 - 500.00	320.00 - 380.00
FBOPF1	760.00 - 1000.00	680.00 - 740.00	620.00 - 660.00	470.00 - 600.00
FBOP	840.00 - 1120.00	700.00 - 780.00	620.00 - 690.00	480.00 - 590.00
BOP1	900.00 - 1300.00	880.00 - 900.00	740.00 - 880.00	600.00 - 640.00
OP1	1450.00 - 2150.00	1420.00 - 1450.00	1070.00 - 1410.00	500.00 - 650.00
OP	770.00 - 790.00	750.00 - 770.00	670.00 - 750.00	550.00 - 570.00
OPA	680.00 - 940.00	640.00 - 670.00	560.00 - 620.00	500.00 - 540.00
PEKOE	840.00 - 1300.00	640.00 - 680.00	520.00 - 570.00	470.00 - 500.00
PEKOE1	790.00 - 1400.00	690.00 - 720.00	550.00 - 600.00	450.00 - 500.00
DUST / DUST1	480.00 - 640.00	420.00 - 470.00	380.00 - 410.00	330.00 - 360.00



- **Top Prices**
- **Colombo Auction Averages**
- **National Elevational Averages**
- **All Brokers Private Sale Figures**



TOP PRICES (SALE NO. 14 - 06TH / 07TH APRIL 2021)

WESTERN HIGH			
BOP		Great Western	800.00
BOPSP		Wattegodde	680.00
BOPF/BOPFSP		Adisham	890.00
FBOP/FBOP1	*	Inverness	1020.00
FBOPF/FBOPF1		Inverness	750.00
		Torrington	750.00
BOP1		Torrington	700.00
OP/OPA	*	Venture	650.00
OP1	*	Venture	670.00
PEKOE/PEKOE1		Weddemulla	790.00

UVA HIGH			
BOP		Aislaby	750.00
BOPSP		Ranaya	680.00
BOPF/BOPFSP		Bandaraeliya	690.00
FBOP/FBOP1	*	Uva Highlands	830.00
		Aislaby	830.00
FBOPF/FBOPF1	*	Glenanore	750.00
		Aislaby	750.00
BOP1	*	Aislaby	830.00
OP/OPA		Mount Uva	640.00
OP1		Glenanore	760.00
PEKOE/PEKOE1		Battawatte	850.00

NUWARA ELIYA			
BOP	*	Lovers Leap	1250.00
BOPF/BOPFSP	*	Lovers Leap	900.00
FBOP/FBOP1		Kenmare	1120.00
OP/OPA		-	
PEKOE/PEKOE1	*	Lovers Leap	720.00

WESTERN MEDIUM			
BOP		Imboolpittia	690.00
BOPSP		Doombagastalawa	790.00
BOPF/BOPFSP		Vellai Oya	680.00
FBOP/FBOP1		Doombagastalawa	960.00
FBOPF/FBOPF1		Craighead	820.00
BOP1	*	Kenilworth	830.00
OP/OPA		Dehiwatte Super	710.00
OP1		Ingurugala	760.00
PEKOE/PEKOE1		Cooroondoowatte	900.00

UVA MEDIUM			
BOP	*	Demodera "S"	720.00
BOPSP		Halpewatte Uva	720.00
BOPF/BOPFSP		Dickwella	740.00
FBOP/FBOP1	**	Sarnia Plaiderie	820.00
	*	Halpewatte Uva	820.00
FBOPF/FBOPF1		Dickwella	750.00
		Shawlands	750.00
BOP1	*	Halpewatte Uva	820.00
OP/OPA		Sarnia Plaiderie	650.00
OP1	*	Glen Alpin	840.00
PEKOE/PEKOE1		Aruna Passara	900.00

CTC LOW			
PF1	*	Hingalgoda CTC	800.00
BP1		Ceciliyan CTC	680.00
BPS		Ceciliyan CTC	620.00
OF	**	Peakwatte CTC	410.00

UDA PUSSELLAWA			
BOP	*	Mooloya	650.00
BOPSP		Kirklees	570.00
BOPF/BOPFSP		Kirklees	670.00
FBOP/FBOP1		Gordon	770.00
FBOPF/FBOPF1		Gordon	710.00
BOP1		Gordon	720.00
OP/OPA		Delmar	610.00
OP1		Gampaha	600.00
PEKOE/PEKOE1		Gordon	740.00

CTC HIGH			
PF1		Ulugedara CTC	640.00
BP1		Ulugedara CTC	520.00
BPS		Ulugedara CTC	540.00
OF		-	

CTC MEDIUM			
PF1	**	Rothschild CTC	580.00
BP1	**	Delta CTC	520.00
		Strathdon CTC	520.00
BPS		Aultmore CTC	450.00
OF		-	



TOP PRICES (SALE NO. 14 - 06TH / 07TH APRIL 2021)

LOW			
BOP		Karagoda	980.00
BOPSP		Geekiyanahena	1020.00
BOPF		Hidellana	810.00
BOPFSP		Ihalapanapitiya	870.00
FBOP		Pothotuwa	1120.00
FBOP1		Brombil	1040.00
FBOPF		Nilkandura	900.00
		Gunawardane	900.00
FBOPF1		New South Coop	1000.00
	*	Sineth	980.00
BOP1		Pothotuwa	1300.00
OP1		New Vithanakanda	2150.00
OP		Nilrich	790.00
		Lions	790.00
OPA		Liyonta	940.00
PEKOE		Liyonta	1300.00
PEKOE1		Peak View Super	1400.00
		Lumbini	1400.00

PREMIUM			
FBOPFSP		Biyolta	3350.00
FBOPFEXSP		Tea Bank	3700.00
FBOPFEXSP1		Sachitha	1700.00

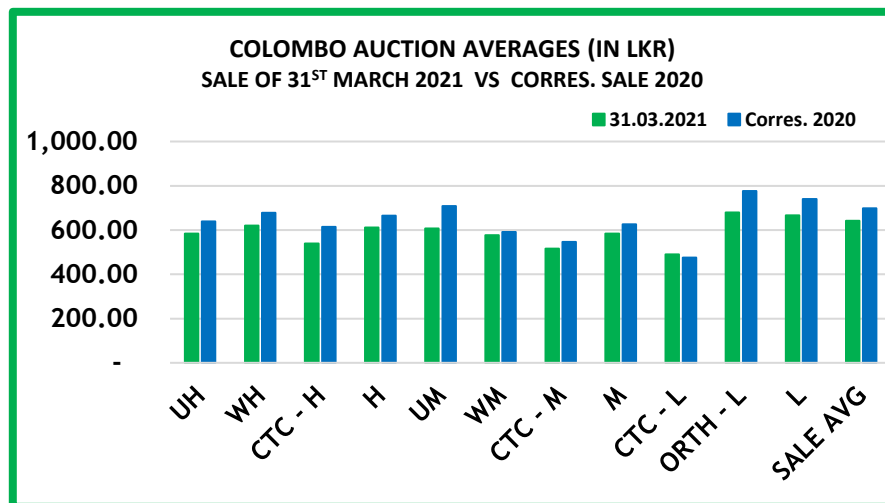
DUST			
DUST1		Mattakelle	850.00
P.DUST	*	Cee Tee Hills CTC	700.00

OFF GRADES			
FNGS/FNGS1	*	Mayfield	600.00
		Lethenty	600.00
PFNGS	**	Hingalgoda CTC	640.00
BM		Gunawardana	650.00
BP		Demodera 'S'	670.00
BOP1A		Veddagala	640.00

**** MORE THAN ONE TOP PRICE OBTAINED**
*** TEAS SOLD BY JOHN KEELLS PLC**
+ ALL TIME RECORD PRICE
++ ALL TIME RECORD PRICE EQUALED

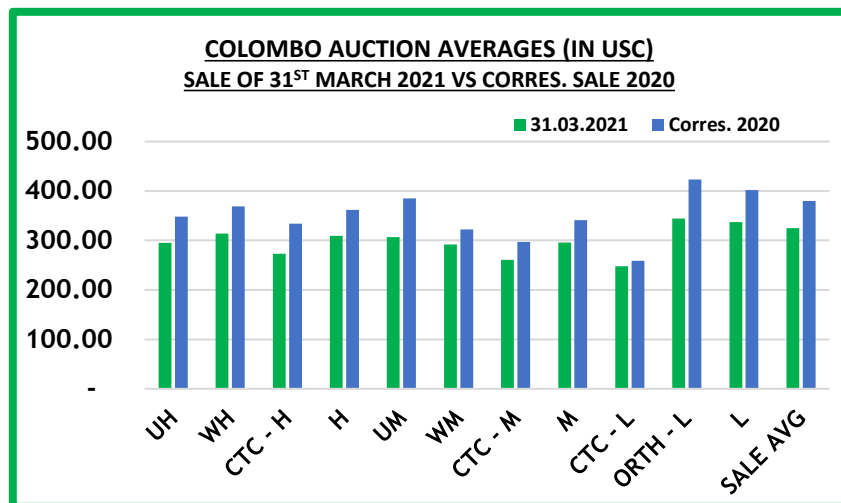


COLOMBO AUCTION AVERAGES



	Sale of 24/03/2021In LKR	Sale of 31/03/2021 In LKR	Corres. 2020 In LKR
Uva High Grown	595.62	583.51	639.20
Western High Grown	636.37	619.75	678.18
CTC High Grown	539.25	539.24	614.10
Summary of High Grown	627.19	610.68	665.53
Uva Medium Grown	614.97	606.66	708.43
Western Medium Grown	595.72	576.04	591.75
CTC Medium Grown	516.70	515.84	545.63
Summary of Medium Grown	600.98	584.25	626.57
CTC Low Grown	505.71	489.23	475.44
Orthodox Low Grown	693.29	678.80	776.75
Summary of Low Grown	681.36	666.46	739.42
TOTAL SALE AVERAGE	657.42	641.24	698.77

COLOMBO AUCTION AVERAGES



	Sale of 24/03/2021 In USC	Sale of 31/03/2021 In USC	Corres. 2020 In USC
Uva High Grown	302	295	348
Western High Grown	323	314	369
CTC High Grown	273	273	334
Summary of High Grown	318	309	362
Uva Medium Grown	312	307	385
Western Medium Grown	302	292	322
CTC Medium Grown	262	261	297
Summary of Medium Grown	305	296	341
CTC Low Grown	256	248	259
Orthodox Low Grown	351	344	423
Summary of Low Grown	345	337	402
TOTAL SALE AVERAGE	333	325	380

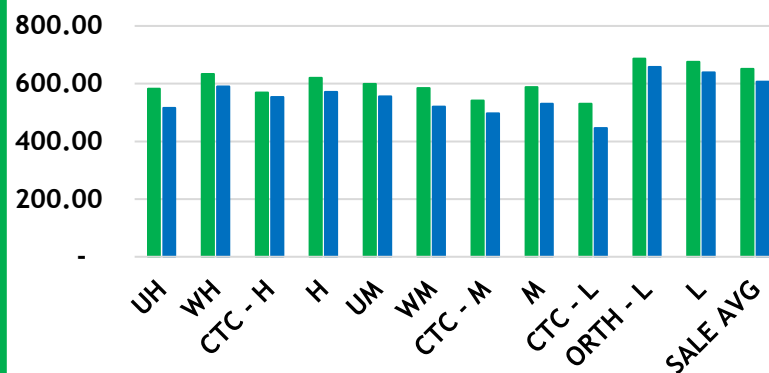


COLOMBO AUCTION AVERAGES

COLOMBO AUCTION AVERAGES – TODATE

(IN LKR)

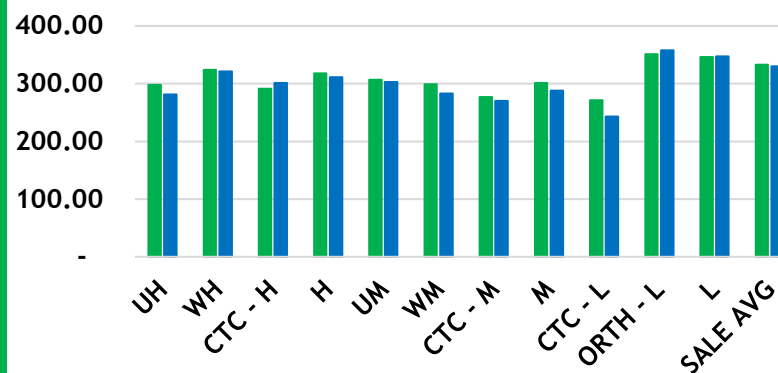
■ 2021 ■ 2020



COLOMBO AUCTION AVERAGES – TODATE

(IN USC)

■ 2021 ■ 2020



January to Date (Sale No.13)	2021 LKR	2020 LKR	2021 USC	2020 USC
Uva High Grown	582.42	515.80	298	281
Western High Grown	633.28	590.04	324	321
CTC High Grown	569.34	554.04	291	301
Summary of High Grown	620.58	571.32	318	311
Uva Medium Grown	599.07	556.15	307	303
Western Medium Grown	584.21	520.61	299	283
CTC Medium Grown	541.24	497.07	277	270
Summary of Medium Grown	588.25	529.93	301	288
CTC Low Grown	530.07	445.84	271	243
Orthodox Low Grown	686.50	657.63	351	358
Summary of Low Grown	676.13	638.61	346	347
TOTAL SALE AVERAGE	650.83	606.78	333	330



COLOMBO AUCTION AVERAGES

FROM 01 ST TO 31 ST MARCH 2021	LKR
Uva High Grown	594.40
Western High Grown	652.19
Summary of High Grown	639.11
Uva Medium Grown	614.06
Western Medium Grown	594.82
Summary of Medium Grown	599.62
Summary of Low Grown	677.18
TOTAL SALE AVERAGE	656.79



NATIONAL ELEVATIONAL AVERAGES

NATIONAL ELEVATIONAL AVERAGES – MARCH 2021

Elevation	MONTH		TODATE	
	QUANTITY - KG	AVERAGE - RS. / KG	QUANTITY - KG	AVERAGE - RS. / KG
ORTHODOX				
UVA-HIGH	1,122,956	599.21	3,615,143	588.16
WESTERN-HIGH	3,638,974	661.44	10,106,399	646.85
UVA-MEDIUM	1,132,209	611.38	3,609,534	594.40
WESTERN-MEDIUM	2,379,153	617.05	6,415,163	600.36
LOW	16,248,775	691.32	45,391,001	686.67
TOTAL	24,522,067	671.77	69,137,239	662.87
CTC				
UVA-HIGH	113,331	527.15	235,264	524.39
WESTERN-HIGH	439,666	549.25	1,127,102	566.72
WESTERN-MEDIUM	896,568	528.24	2,550,678	540.98
LOW	1,322,333	504.50	3,528,891	529.85
TOTAL	2,771,898	520.20	7,441,935	539.08
OTH/CTC				
UVA-HIGH	1,236,287	592.60	3,850,407	584.26
WESTERN-HIGH	4,078,640	649.35	11,233,501	638.81
UVA-MEDIUM	1,132,209	611.38	3,609,534	594.40
WESTERN-MEDIUM	3,275,721	592.74	8,965,841	583.47
LOW	17,571,108	677.26	48,919,892	675.36
TOTAL	27,293,965	656.38	76,579,174	650.84
GREEN				
UVA-HIGH	46,246	669.43	127,178	653.30
WESTERN-HIGH	83,714	669.08	196,820	672.54
UVA-MEDIUM	55,527	693.67	124,975	721.09
WESTERN-MEDIUM	39,920	680.05	98,349	673.93
LOW	0	0.00	2,467	2,830.00
TOTAL	225,407	677.15	549,789	689.06



NATIONAL ELEVATIONAL AVERAGES - Continued

ORGANIC TEAS				
UVA-HIGH	39,798	817.28	108,040	731.82
WESTERN-HIGH	7,932	948.94	19,177	947.13
UVA-MEDIUM	4,800	500.00	4,800	500.00
WESTERN-MEDIUM	31,388	682.12	111,818	685.81
LOW	4,740	1,829.54	10,061	1,790.97
TOTAL	88,658	818.15	253,896	765.41
SPECIAL TEA				
UVA-HIGH	1,083	2,881.43	2,875	3,373.72
WESTERN-HIGH	5,279	3,372.32	7,026	3,559.49
UVA-MEDIUM	34	11,941.18	44	13,090.91
WESTERN-MEDIUM	6,821	1,150.56	16,219	1,188.40
LOW	153	6,985.96	3,747	1,748.33
TOTAL	13,370	2,262.23	29,911	2,043.06
BLACK TEA SALES FROM REFUSE TEA PROCESSING CENTRES				
UVA-HIGH	110,651	426.25	358,000	430.29
WESTERN-HIGH	211,290	466.47	531,599	468.30
UVA-MEDIUM	20,140	430.69	60,970	437.74
WESTERN-MEDIUM	46,487	504.43	144,829	500.09
LOW	105,216	454.91	279,702	450.48
TOTAL	493,784	457.11	1,375,100	456.77
COMPOSITE NATIONAL AVERAGES				
High Grown	5,820,919	631.30	16,435,623	619.22
Medium Grown	4,613,047	599.11	13,137,378	588.49
Low Grown	17,681,237	676.30	49,215,889	674.50
ALL TEA AVERAGE	28,115,203	654.32	78,788,890	648.63



ALL BROKERS PRIVATE SALE FIGURES (FOR THE PERIOD – 29TH MARCH TO 03RD APRIL 2021)

	WEEKLY	TODATE
High, Medium & Low	99,091.10	875,317.10
Green Tea	62,159.00	465,345.00
Organic Tea	305.00	127,695.00
BMF	342,602.00	2,562,625.00
Direct Sales	-	-
Forward Contract	46,000.00	249,650.00





- **Crop and Weather**
- **Crop Figures**
- **Tea News**
- **Holiday Notice**

CROP AND WEATHER - FOR THE PERIOD OF 29TH MARCH TO 04TH APRIL 2021



Western

A downpour was recorded in the beginning of the week whilst dry weather conditions were experienced thereafter.



Nuwara Eliya

Bright weather conditions were reported throughout the week.



Uva

Dry weather conditions were reported throughout the week.



Low Grown

Bright weather conditions were experienced throughout the week.



Crop

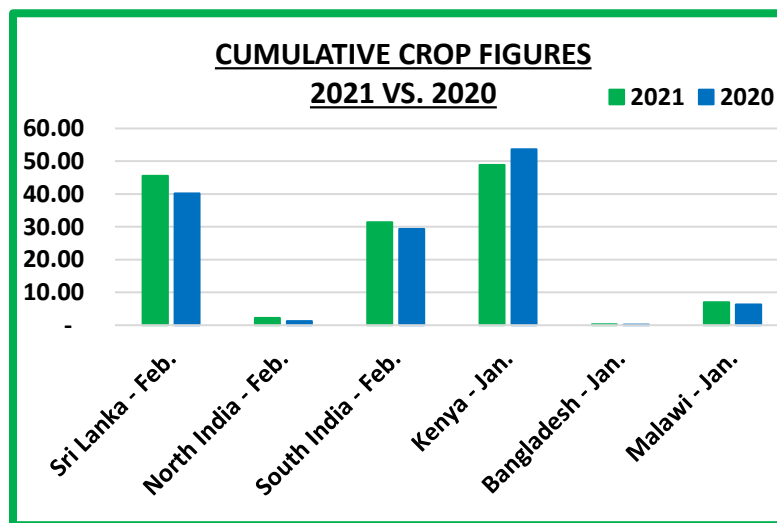
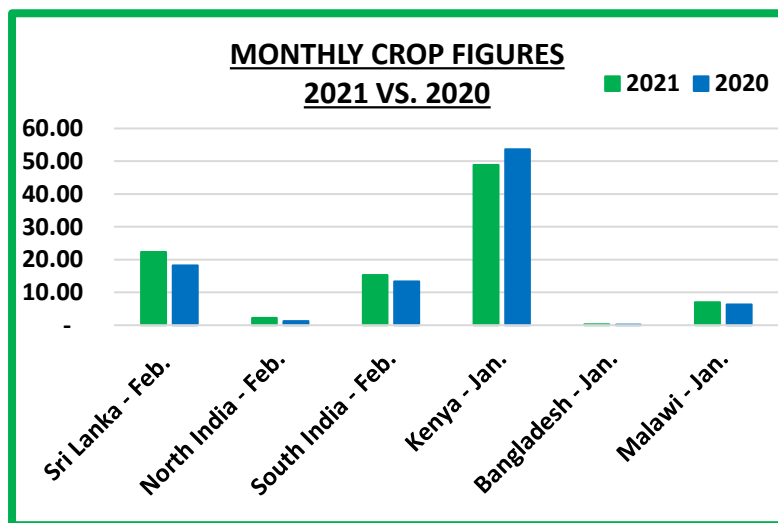
Crop intakes are moderate.



CROP FIGURES OF MAJOR PRODUCING & EXPORTING COUNTRIES

Country	Month	2021	2020	Cumulative	2021	2020	Cumulative + Inc. / Dec.
Sri Lanka	February	22.37	18.21	Upto February	45.50	40.15	+ 5.35
North India	February	2.18 (E)	1.24	Upto February	2.18 (E)	1.28	+ 0.9
South India	February	15.30 (E)	13.30	Upto February	31.35 (E)	29.32	+ 2.03
Kenya	January	48.89	53.63	Upto January	48.89	53.63	- 4.74
Bangladesh	January	0.28	0.17	Upto January	0.28	0.17	+ 0.11
Malawi	January	7.0	6.3	Upto January	7.0	6.3	+ 0.7

(E) - Estimated



TEA NEWS AROUND THE GLOBE



MOMBASA MARKET

SALE NO. 13 – SALE OF 29TH / 30TH & 31ST MARCH 2021

Fair general demand for 191,399 packages (12,636,495.00 kilos) available at irregular levels with 14.39% remaining without bids.

LEAF GRADES

Offerings: 99,880 packages (6,546,816.00 kilos) with 12.35% unsold.

The best BP1s on offer met strong competition with improved lines advancing by up to USC78 closely following quality but a few teas shed up to USC22 while brighter categories saw an irregular enquiry and improved invoices ranged between firm to USC12 above last week's rates but others eased by up to USC8. Medium varieties were irregular varying between firm to USC14 dearer to easier by USC4 to USC12 while lower medium sorts were better absorbed and varied between USC2 to USC6 above previous levels to easier by USC2 to USC14 and a few lines were unsold. Plainer types saw an irregular interest ranging between steady to USC2 above last prices to easier by USC4 to USC13 with some teas neglected.

The best PF1s in the market were irregular varying between firm to USC8 dearer following quality to easier by up to USC9 with brighter varieties ranging between steady to USC5 above previous week's rates to easier by up to USC8 while mediums were a weak feature and were discounted by USC5 to USC22 where sold. Lower medium categories were irregular varying between USC4 to USC14 dearer to easier by a similar rate and a few invoices remained unsold with plainer descriptions ranging between USC2 to USC19 above previous levels to easier by USC4 to USC15 and poorer teas were neglected.

DUST GRADES

Offerings: 61,839 packages (4,571,564.00 kilos). 13.13% were unsold.

Best PDUSTs available were about steady to USC7 easier following quality while brighter categories were a weak feature and shed USC9 to USC28 with medium varieties easing by USC2 to USC22. Lower medium types held firm to USC14 below previous week's levels and a few invoices remained without bids with plainer descriptions irregular and ranged between firm to USC7 dearer to easier by USC4 to USC16 and some lines were unsold.

The best DUST1s in the market were a weak feature easing by USC19 to USC40 with brighter types discounted by USC13 to USC15 below last week's rates while mediums shed USC4 to USC10 but a few improved lines were steady to USC2 dearer. Lower medium sorts were USC2 to USC13 easier with some invoices unsold while plainer categories held firm to USC16 below last prices and many teas remained unsold.

SECONDARY GRADES

Offerings: 29,680 packages (1,518,115.50 kilos) with 23.85% remaining without bids.

In the Secondary Catalogues, BPs were steady with best PFs dearer while others were firm. Clean well sorted coloury Fannings gained with similar DUSTs discounted. Other Fannings were firm with DUSTs steady. BMFs were well absorbed.

MARKETS

Sudan lent more support with Pakistan Packers active while Egyptian Packers reduced interest; UK were active but at lower rates. Yemen, other Middle Eastern countries and Russia showed less support with Kazakhstan and other CIS nations active but selective. Bazaar were quieter while Afghanistan were very selective with Iran subdued. There was more enquiry from Local Packers in line with price. Somali were active at the lower end of the market.





TEA NEWS AROUND THE GLOBE

MOMBASA MARKET – Continued

QUOTATIONS	BROKENS	FANNINGS
Best	434 - 1146	424 - 596
Good	422 - 663	418 - 497
Good Medium	411 - 596	411 - 450
Medium	355 - 462	363 - 426
Lower Medium	227 - 379	201 - 347
Plain	211 - 335	193 - 339

AUCTION AVERAGE PRICE

AUCTION	KENYA 2020 \$	KENYA 2021 \$	TOTAL 2020 \$	TOTAL 2021 \$
11	1.97	1.96	1.90	1.90
12	1.93	1.96	1.87	1.89
13	2.00	1.90	1.94	1.82

SOURCE : AFRICA TEA BROKERS LTD.



TEA NEWS AROUND THE GLOBE



GUWAHATI MARKET

SALE NO. 13 – SALE OF 30TH MARCH 2021

Market Description :

- New season - good category teas sold between 350-380/-. Better medium category sold between 270-300/-. Medium category sold between 200-250
- Western india mainstay. Others silent.
- Old season sold at irregular levels.
- Internal buyers operated. Others subdued. Major blenders silent.

2. TOTAL AUCTION WEIGHTED AVERAGE (₹)

	2020-21			2019-20			UPTO SALE - 02		
	SALE - 2	SALE - 1	+/-	SALE - 2	SALE - 1	+/-	2020-21	2019-20	2018-19
CTC	169.77	169.08	0.69	124.19	127.92	-3.72	223.74	145.13	146.26
DUST	164.26	165.24	-0.98	137.71	143.02	-5.31	234.23	155.30	160.06
TOTAL	168.27	167.99	0.28	128.10	131.95	-3.85	227.12	148.31	150.54

SOURCE: PARCON INDIA PVT LTD

4



UPCOMING AUCTION DETAILS

Auction No.	16		15	
Dates	27 th / 28 th April 2021		20 th / 21 st April 2021	
	No. of Lots	Qty – kg	No. of Lots	Qty – kg
Ex-Estate	933	1,067,582	917	1,069,419
Main Sale Total	11,331	6,012,357	10,997	5,770,120
High & Medium	1,853	948,396	1,806	908,983
Low Grown – Leafy	2,130	945,444	2,052	919,674
Low Grown – Semi Leafy	2,073	1,059,395	1,889	965,114
Low Grown Tippy	2,060	1,091,661	2,076	1,088,287
Premium / Flowery	317	54,867	290	49,656
Off Grades	2,313	1,282,526	2,289	1,248,121
Dust	585	630,068	595	590,285
Grand Total	12,264	7,079,939	11,914	6,839,539
Reprints	1,140	616,299	641	342,556
Total No. of Lots on Offer	12,264		11,914	
Total Quantity on Offer (kg)	7,079,939		6,839,539	



SCHEDULED CLOSING DATES

Auction No.	Date of Sale	Ex-Estate	Main Sale
17	04 th / 05 th May 2021	08/04/2021	08/04/2021
18	11 th / 12 th May 2021	22/04/2021	22/04/2021
19	18 th / 19 th May 2021	29/04/2021	29/04/2021

PROMPT DATES

Auction No.	Buyers	Sellers
15	27/04/2021	28/04/2021
16	04/05/2021	05/05/2021
17	11/05/2021	12/05/2021



ORDER OF SALE (SALE NO. 15 - 20TH / 21ST APRIL 2021)

Main Sale Order – 1 (Leafy / Semi Leafy / Tippy / Premium / 1A)	Main Sale Order – 2 (H & M / Off Grade / Dust)	Ex-Estate
Asia Siyaka Commodities Plc.	F & W Tea Brokers (Pvt) Ltd	Asia Siyaka Commodities Plc.
Ceylon Tea Brokers Plc	Mercantile Produce Brokers (Pvt) Ltd	Bartleet Produce Marketing (Pvt) Ltd
JOHN KEELLS PLC	Asia Siyaka Commodities Plc.	F & W Tea Brokers (Pvt) Ltd
Eastern Brokers. Ltd.	JOHN KEELLS PLC	Eastern Brokers. Ltd.
Lanka Commodity Brokers Ltd	Eastern Brokers. Ltd.	Ceylon Tea Brokers Plc
Bartleet Produce Marketing (Pvt) Ltd	Ceylon Tea Brokers Plc	Lanka Commodity Brokers Ltd
Mercantile Produce Brokers (Pvt) Ltd	Lanka Commodity Brokers Ltd	JOHN KEELLS PLC
F & W Tea Brokers (Pvt) Ltd	Bartleet Produce Marketing (Pvt) Ltd	Mercantile Produce Brokers (Pvt) Ltd

[DB : HR]





HOLIDAY NOTICE



We wish to inform all our valued Clients that our Head Office, Sample Room and Warehouse will be closed for business during Sinhala & Tamil New Year on the following days.

13th / 14th April 2021		Head Office, Sample Room and Warehouse
15th April 2021		Warehouse and Sample Room





“

Opportunities don't happen. You create them.

— Chris Grosser

”



ඔබ සැමට
සුභ සිංහල - හින්දු අළුත්
අවුරුද්දක් වේවා !

*Wish You a Happy
Sinhala & Hindu
New Year*