



TEA MARKET REPORT

JOHN KEELLS PLC

SALE NO.15 – 18TH / 19TH APRIL 2023

ORDER OF SALE (SALE NO. 15 – 18TH / 19TH APRIL 2023)

Main Sale Order – 1 (Leafy / Semi Leafy / Tippy / Premium / 1A)	Main Sale Order – 2 (H & M / Off Grade / Dust)	Ex-Estate
ASIA SIYAKA COMMODITIES PLC.	FORBES & WALKER TEA BROKERS (PVT) LTD	LANKA COMMODITY BROKERS LTD
CEYLON TEA BROKERS PLC	MERCANTILE PRODUCE BROKERS (PVT) LTD	ASIA SIYAKA COMMODITIES PLC.
JOHN KEELLS PLC	ASIA SIYAKA COMMODITIES PLC.	FORBES & WALKER TEA BROKERS (PVT) LTD
EASTERN BROKERS. LTD.	JOHN KEELLS PLC	MERCANTILE PRODUCE BROKERS (PVT) LTD
LANKA COMMODITY BROKERS LTD	EASTERN BROKERS. LTD.	EASTERN BROKERS. LTD.
BARTLEET PRODUCE MARKETING (PVT) LTD	CEYLON TEA BROKERS PLC	JOHN KEELLS PLC
MERCANTILE PRODUCE BROKERS (PVT) LTD	LANKA COMMODITY BROKERS LTD	BARTLEET PRODUCE MARKETING (PVT) LTD
FORBES & WALKER TEA BROKERS (PVT) LTD	BARTLEET PRODUCE MARKETING (PVT) LTD	CEYLON TEA BROKERS PLC



AUCTION DETAILS

-	15	
Dates	18 th / 19 th April 2023	
	No. of Lots	Qty – kg
Ex Estate	684	713,470
Main Sale Total	9,710	4,574,823
High & Medium	1,406	630,230
Low Grown - Leafy	2,004	775,667
Low Grown - Semi Leafy	1,565	685,759
Low Grown Tippy	1,853	868,026
Premium / Flowery	225	41,578
Off Grades	2,094	1,044,456
Dust	563	529,107
Grand Total	10,394	5,288,293
Reprints	742	333,621
Total No. of Lots Offered	10,394	
Total Quantity Offered (kg)	5,288,293	

PROMPT DATES

Auction No.	Buyers	Sellers
15	25/04/2023	26/04/2023



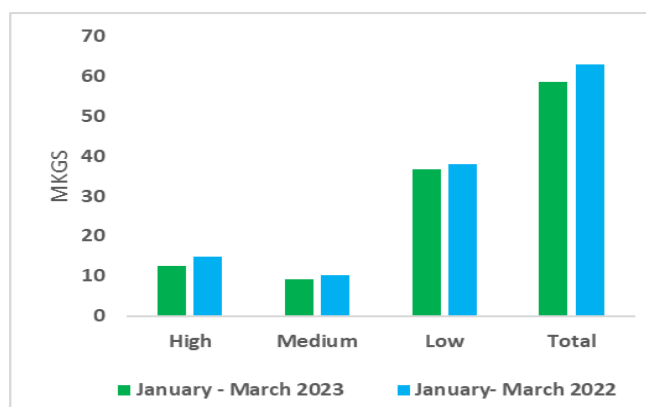
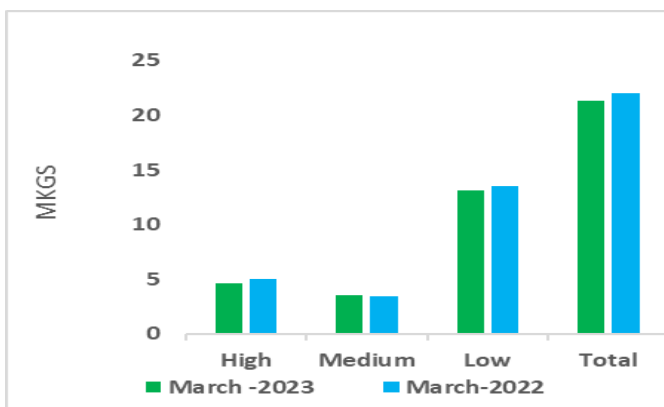
COMMENTS



Sri Lanka harvested a crop of 21.3Mkg during the Month of March 2023, which is a negative variance of 3% when compared to the crop harvested in March 2022.

The main contributor for the 21.3Mkg was from the Low Grown planting districts with 61.4%, followed by High Grown at 21.9% and the Medium Grown at 16.7%. When compared with the crop in March 2022, a positive variance was recorded in the Medium Grown at 3% and negative variances were recorded for Low Grown at 3% and High Grown at 7%.

Tea Production March 2023								
Black Tea Production According To Elevations								
Elevation	March (Kg)				January to Date (Kg)			
	2023	2022	Change	% Change	2023	2022	Change	% Change
High	4,662,823	5,033,743	-370,920	-7%	12,580,995	14,866,177	-2,285,182	-15.37%
Medium	3,571,941	3,473,041	98,900	3%	9,182,277	10,183,929	-1,001,652	-9.84%
Low	13,101,506	13,509,104	-407,598	-3%	36,756,863	38,049,277	-1,292,414	-3.40%
Total	21,336,270	22,015,889	-679,619	-3%	58,520,135	63,099,382	-4,579,247	-7.26%



COMMENTS – Continued;



Sri Lanka Tea Exports for the month of March 2023 was recorded at 18Mkg which is a decline of 22.4% when compared with the same period of the previous year. The average unit FOB value per kg. was Rs.973.73 above the average unit value per kg of March 2022. The cumulative Export quantity for the year recorded a negative variance of 9.6Mkg against the corresponding period. The cumulative average FOB value recorded an increase of Rs.1,049.89 against last year's average FOB price. As a result, the value of Tea Exports for the period (January- March) in 2023 recorded a positive variance of Rs.47.2 billion over the previous year. Turkey emerged as the leading importer of Sri Lanka Tea and the other major importers were Iraq, Russia and U.A.E

The 0.71Mkg of Ex-Estate teas on offer met with lower demand. Select Best Western High Grown BOPs were easier, whilst the below best and plainer sorts were dearer at the commencement of the auction but declined as the sale progressed. Select Best Western High Grown BOPFs were tending easier, whilst the below best and plainer types declined as the sale progressed. Nuwara Eliya BOPs were irregular following quality, the BOPFs too declined. Uda Pussellawa BOPs were easier, the BOPFs barely maintained last levels. Uva BOPs were tending easier, the BOPF too declined. Low grown CTC BP1s were firm, the High and Medium sorts were irregular. Low Grown CTC PF1s were firm on last levels, the high and medium types were tending easier.

The 2.3Mkg of Low Grown teas which were on offer met with fair demand. In the Leafy segment, OP/OPA's were irregularly lower to last. OP1s were firm to dearer, well-made BOP1 met with improved interest. Well-made PEKs were firm to dearer. PEK1s met with lower demand. In the Small Leaf segment, well-made FBOPs appreciated, others were firm. FF1 continued with lower demand. FF varieties were lower to last. BOPF.SP, BOPF, BOP.SP and BOP grades too met with lower interest. Premium Flowery teas were lower to last.

Turkey, Russia and the C.I.S countries lent fair support. Iran continued to be selective. Libya and Iraq were active.





MARKET DESCRIPTION

Western Teas

Select best BOPs declined by Rs.50/- on average, the below best and plainer sorts commenced dearer by Rs.50/- to Rs.100/- and more but declined as the sale progressed. Select best BOPFs declined by Rs.50/- to Rs.100/-, the below best and plainer sorts too followed a similar trend but declined further as the sale progressed. Medium BOPs declined by Rs.50/-. The BOPFs too declined by Rs.50/- to Rs.100/-.

Nuwara Eliya Teas

BOPs were irregularly lower. The BOPFs too declined from last levels.

Uva Teas

Uva BOPs were barely steady. The BOPFs declined by Rs.50/- to Rs.100/-. Uda Pussellawa BOPs were easier by Rs.100/- on average. The BOPFs maintained last levels.

CTC Teas

Low Grown CTC BP1s maintained. The High & Medium sorts were irregular. Low Grown CTC PF1s were firm on last levels. However the High and Medium sorts were irregularly easier.

QUOTATIONS

	BOP – RS.	BOPF – RS.
Good Westerns	1360 – 1550	1400 – 1600
Average Westerns	1200 – 1340	1220 – 1380
Plainer Westerns	1040 – 1180	1080 – 1200
Western Mediums	980 – 1600	940 – 1240
Uva Teas	900 – 1440	1200 – 1440
Nuwara Eliya Teas	1400 – 1550	1400 – 1440
Uda Pussellawa Teas	1080 – 1440	1200 – 1320
CTC (BP1 and PF1)	850 – 1600	770 – 1420





MARKET DESCRIPTION

Low Grown

Well twisted OP1s along with the bold invoices met with good demand and were mostly firm. Well-made OPs were irregular, others maintained last levels. Well made OPAs showed a marginal decline, others were steady. Better twisted BOP1s were firm to dearer, others maintained last levels. Well made Pekoes along with the bolder types were firm, reducers met with irregular demand. Shotty Pekoe1s were slightly lower, others maintained last levels.

Select best BOPs were firm, best types were lower to last by Rs.30/- to Rs.50/-, below best and secondary types too were lower by Rs.30/- to Rs.40/-. BOP.SP.s and BOPF.SP.s met with lower demand. BOPFs followed a similar trend. Well-made select best FBOPF1s were firm, best and below best types were lower by Rs.30/- to Rs.40/-, secondary types were firm on last levels. Well-made FBOPs in the select best category appreciated, best types were firm on last week's closing levels, below best and secondary types were lower. FBOPF varieties met with lower demand. All Premium Flowery teas were lower by Rs.100/- to Rs.200/-.

Off Grades

Select best and best FGS1s declined by Rs.20/- to Rs.50/-, below best and poorer types were firm. All BMs were firm. Select best and best BPs declined by Rs.40/- to Rs.60/-, below best and poorer types declined by Rs.20/- to Rs.40/-. Select best BOP1As were lower by Rs.40/- to Rs.50/- whilst best BOP1As maintained on last levels, below best and poorer sorts were lower by Rs.30/- to Rs.40/- and more at times.

Dust

Select best and best Dust1s declined by Rs.50/- to Rs.70/- and more towards the closure, below best types declined by Rs.50/- to Rs.80/- and more at times, poorer sorts were firm on last levels. High and Medium CTCs showed an irregular demand. Low Grown CTCs maintained at last levels. Low Grown Dust / Dust1s were dearer by Rs.10/- to Rs.20/-.



QUOTATIONS

	Select Best	Best	Below Best	Others
LIQUORING				
DUST-1	1380.00 - 1700.00	1170.00 - 1370.00	1000.00 - 1160.00	950.00 - 1090.00
OFF GRADES				
FGS1	1220.00 - 1280.00	1100.00 - 1210.00	900.00 - 1090.00	640.00 - 890.00
FGS	860.00 - 950.00	800.00 - 850.00	750.00 - 790.00	500.00 - 740.00
LOW GROWNS				
FBOPF / FFSP / FFEXSP	2800.00 - 4500.00	2000.00 - 2600.00	1400.00 - 1900.00	1000.00 - 1300.00
BOP	1500.00 - 2500.00	1300.00 - 1450.00	1000.00 - 1200.00	800.00 - 980.00
BOPSP	1300.00 - 1800.00	1000.00 - 1250.00	880.00 - 980.00	750.00 - 850.00
BOPF	1300.00 - 1480.00	1000.00 - 1200.00	900.00 - 980.00	700.00 - 850.00
FBOPF1	1350.00 - 1650.00	1150.00 - 1300.00	900.00 - 1100.00	800.00 - 890.00
FBOP	1650.00 - 2850.00	1300.00 - 1600.00	1000.00 - 1250.00	800.00 - 950.00
BOP1	2200.00 - 3600.00	1700.00 - 2150.00	1250.00 - 1600.00	1100.00 - 1200.00
OP1	2600.00 - 3400.00	1950.00 - 2450.00	1600.00 - 1900.00	1150.00 - 1400.00
OP	1700.00 - 2050.00	1550.00 - 1650.00	1400.00 - 1500.00	1100.00 - 1350.00
OPA	1700.00 - 2300.00	1550.00 - 1650.00	1250.00 - 1500.00	900.00 - 1200.00
PEKOE	1900.00 - 2300.00	1700.00 - 1900.00	1500.00 - 1700.00	1000.00 - 1300.00
PEKOE1	1850.00 - 2150.00	1700.00 - 1850.00	1600.00 - 1700.00	1000.00 - 1400.00
DUST / DUST1	900.00 - 1380.00	800.00 - 890.00	750.00 - 790.00	660.00 - 740.00



- **Top Prices**
- **Colombo Auction Averages**
- **All Brokers Private Sale Figures**



TOP PRICES (SALE NO. 15 – 18TH / 19TH APRIL 2023)



WESTERN HIGH			
BOP	*	Wattegodde	1600.00
BOPSP		Wattegodde	1500.00
BOPF/BOPFSP		Great Western	1600.00
FBOP/FBOP1		Glenloch	1500.00
FBOPF/FBOPF1		Glenloch	1320.00
BOP1		Weddemulla	1060.00
OP/OPA	*	Venture	1750.00
OP1		Queensberry	1700.00
PEKOE/PEKOE1		Weddemulla	1750.00
		Glenloch	1750.00

WESTERN MEDIUM			
BOP		Craighead	1300.00
BOPSP		Rilagala	1320.00
BOPF/BOPFSP		Vellai Oya	1240.00
FBOP/FBOP1		Dartry Valley	1750.00
FBOPF/FBOPF1		Windsorforest	1360.00
BOP1		Harangalla	1650.00
		Dekinda	1650.00
OP/OPA		Harangalla	1750.00
		Dartry Valley	1750.00
OP1		New Rothschild	1750.00
		Werallakanda	1750.00
		Dartry Valley	1750.00
PEKOE/PEKOE1		Dartry Valley	1950.00

UDA PUSSELLAWA			
BOP		Luckyland	1440.00
BOPSP		Luckyland	1220.00
BOPF/BOPFSP		Luckyland	1320.00
FBOP/FBOP1		Alma	1300.00
FBOPF/FBOPF1		Delmar	1240.00
BOP1		Gonapitiya	1030.00
OP/OPA		Alma	1550.00
OP1		Alma	1700.00
		Blairlmond	1700.00
PEKOE/PEKOE1		Blairlmond	1850.00

UVA HIGH			
BOP	*	Pitaratmalie	1440.00
		Bandaraeliya	1440.00
BOPSP		Spring Valley	1320.00
BOPF/BOPFSP		Bandaraeliya	1440.00
FBOP/FBOP1	*	Aislaby	1580.00
FBOPF/FBOPF1		Aislaby	1340.00
BOP1	*	Spring Valley	1950.00
OP/OPA		Aislaby	1750.00
OP1		Gonamotawa	1900.00
PEKOE/PEKOE1		Oodoowerre	1850.00
		Mount Uva	1850.00

UVA MEDIUM			
BOP	*	El Teb	1420.00
BOPSP	*	Halpewatte Uva	1280.00
BOPF/BOPFSP		Dickwella	1200.00
FBOP/FBOP1	*	Demodera 'S'	1460.00
FBOPF/FBOPF1		Telbedde	1340.00
BOP1		Demodera 'S'	2050.00
OP/OPA		Wewesse	1650.00
		Misty-Uva	1650.00
OP1		Demodera 'S'	2050.00
PEKOE/PEKOE1		Misty-Uva	1900.00

CTC HIGH			
PF1		Dunsinane CTC	1340.00
BP1	*	Mount Vernon CTC	1260.00
BPS		Mount Vernon CTC	1200.00
OF		-	

CTC MEDIUM			
PF1	*	Delta CTC	1320.00
	*	New Peacock CTC	1320.00
BP1	*	Delta CTC	1100.00
	*	Donside CTC	1100.00
BPS	*	Donside CTC	1140.00
OF		-	

NUWARA ELIYA			
BOP		Mahagastotte	1550.00
BOPSP		-	
BOPF/BOPFSP		Mahagastotte	1440.00
FBOP/FBOP1		Kenmare	1200.00
OP/OPA		Court Lodge	1550.00
PEKOE/PEKOE1		Court Lodge	1550.00
		Kenmare	1550.00

CTC LOW			
PF1	*	Kalubowititiyana CTC	1420.00
		Ceciliyan CTC	1420.00
		Suduwelipothahena CTC	1420.00
BP1	*	Ceciliyan CTC	1600.00
BPS		Lantern Hill CTC	1040.00
		Ross Feld CTC	1040.00
OF		-	



TOP PRICES (SALE NO. 15 – 18TH / 19TH APRIL 2023)



LOW			
BOP		Hidellana	2500.00
BOPSP		Stream Line	1800.00
BOPF	*	Ceciliyan	1480.00
BOPFSP		Stream Line	1320.00
FBOP		Sithaka	2850.00
FBOP1		Galatara	1700.00
		New Singhe Vally	1700.00
FBOPF		Rumassala Hills	1500.00
		Gunawardana	1500.00
FBOPF1		Makandura	1650.00
		Sithaka	1650.00
BOP1		Sithaka	3600.00
OP1		Sithaka	3400.00
OP		Green Lanka	2050.00
OPA		Liyonta	2300.00
PEKOE		Lumbini	2300.00
PEKOE1		A C U Super	2150.00
		Andaradeniya Super	2150.00
		Golden Garden	2150.00
		K D U Super	2150.00
		Makandura	2150.00
		Matuwagalla Super	2150.00
		New J S P	2150.00
		Nilrich	2150.00

PREMIUM			
FBOPFSP		Makandura	2650.00
FBOPFEXSP	*	Lumbini	3900.00
FBOPFEXSP1		Thisara Super	4500.00

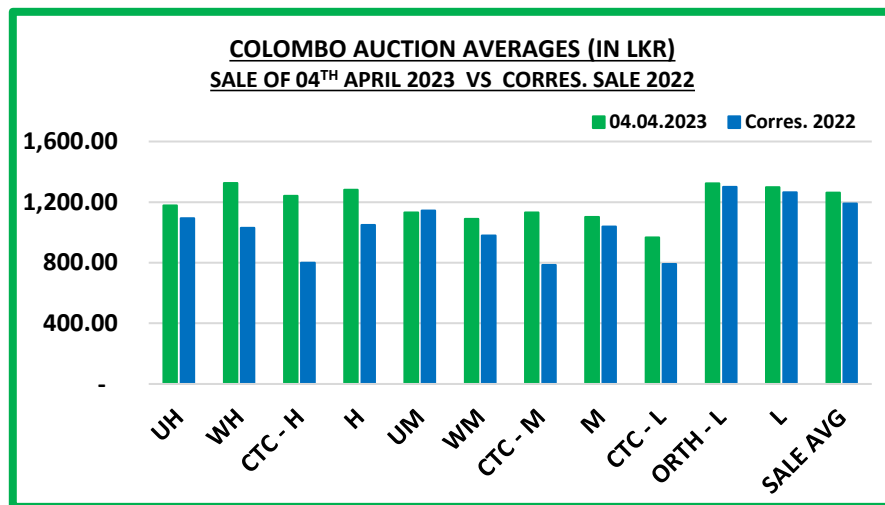
DUST			
DUST1		Wattegodde	1700.00
P.DUST		Kalubowitiyana CTC	1400.00

OFF GRADES			
FNGS/FNGS1		Holyrood	1280.00
		Somerset	1280.00
	*	Campion	1260.00
PFNGS	*	Hingalgoda CTC	1260.00
BM		Golden Garden	1280.00
BP		Hidellana	1240.00
	*	Berubeula	1140.00
BOP1A		Galatara	1600.00

**** MORE THAN ONE TOP PRICE OBTAINED**
*** TEAS SOLD BY JOHN KEELLS PLC**
+ ALL TIME RECORD PRICE
++ ALL TIME RECORD PRICE EQUALED

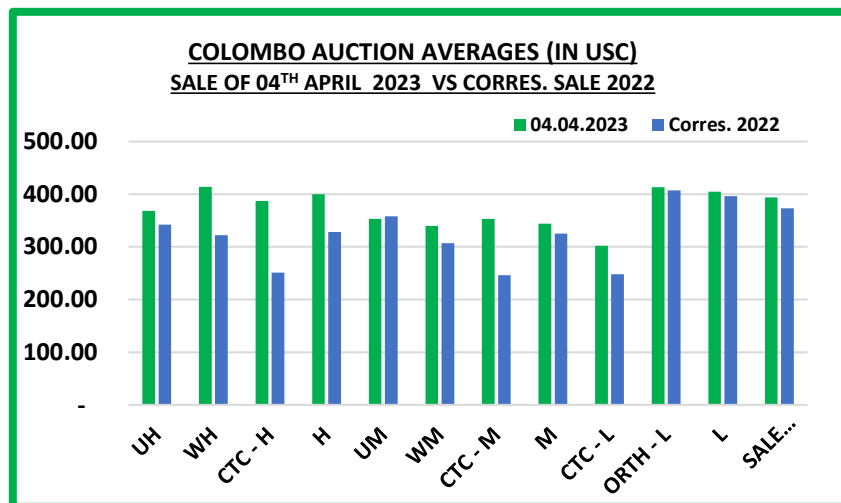


COLOMBO AUCTION AVERAGES



	Sale of 29/03/2023 In LKR	Sale of 04/04/2023 In LKR	Corres. 2022 In LKR
Uva High Grown	1157.97	1178.78	1093.35
Western High Grown	1371.51	1325.59	1029.37
CTC High Grown	1238.02	1241.28	801.04
Summary of High Grown	1308.98	1281.45	1049.10
Uva Medium Grown	1098.07	1131.36	1145.13
Western Medium Grown	1128.53	1088.74	980.39
CTC Medium Grown	1169.75	1131.45	784.37
Summary of Medium Grown	1118.69	1102.22	1038.48
CTC Low Grown	952.01	967.16	791.63
Orthodox Low Grown	1317.78	1324.62	1300.09
Summary of Low Grown	1300.28	1298.70	1265.48
TOTAL SALE AVERAGE	1271.38	1262.41	1190.30

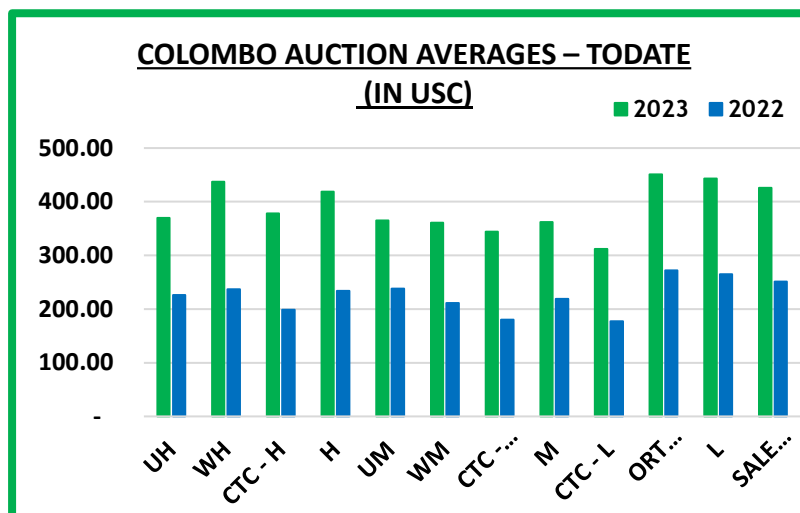
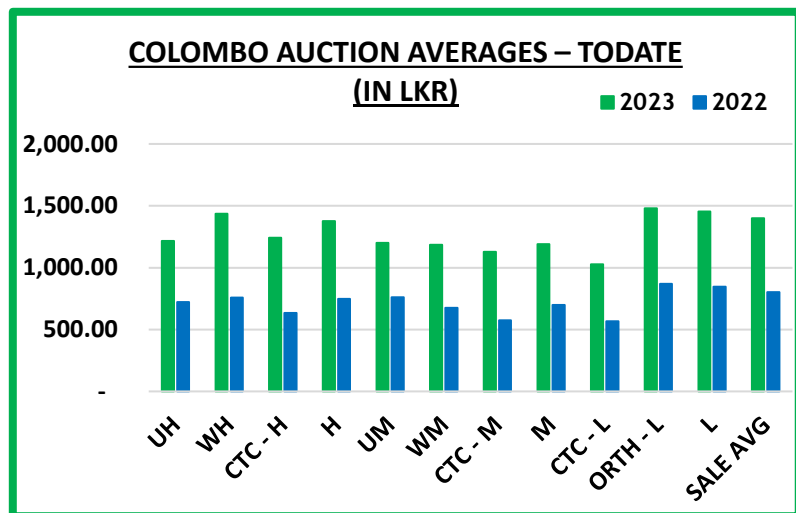
COLOMBO AUCTION AVERAGES



	Sale of 29/03/2023 In USC	Sale of 04/04/2023 In USC	Corres. 2022 In USC
Uva High Grown	372	368	342
Western High Grown	435	414	322
CTC High Grown	393	387	251
Summary of High Grown	418	400	328
Uva Medium Grown	350	353	358
Western Medium Grown	354	340	307
CTC Medium Grown	366	353	246
Summary of Medium Grown	353	344	325
CTC Low Grown	299	302	248
Orthodox Low Grown	416	413	407
Summary of Low Grown	409	405	396
TOTAL SALE AVERAGE	401	394	373



COLOMBO AUCTION AVERAGES



January to Date (Sale No.14)	2023 LKR	2022 LKR	2023 USC	2022 USC
Uva High Grown	1216.75	721.33	370	226
Western High Grown	1435.92	758.22	437	237
CTC High Grown	1241.82	634.18	378	199
Summary of High Grown	1377.01	747.93	419	234
Uva Medium Grown	1200.68	760.17	365	238
Western Medium Grown	1185.21	675.00	361	211
CTC Medium Grown	1129.33	573.74	344	180
Summary of Medium Grown	1189.82	700.00	362	219
CTC Low Grown	1026.67	566.59	312	177
Orthodox Low Grown	1480.39	868.92	451	272
Summary of Low Grown	1454.77	846.62	443	265
TOTAL SALE AVERAGE	1398.67	801.51	426	251



COLOMBO AUCTION AVERAGES

FROM 01 ST APRIL 2023	LKR
Uva High Grown	1182.91
Western High Grown	1333.11
Summary of High Grown	1284.71
Uva Medium Grown	1131.69
Western Medium Grown	1087.54
Summary of Medium Grown	1101.15
Summary of Low Grown	1293.15
TOTAL SALE AVERAGE	1259.29



ALL BROKERS PRIVATE SALE FIGURES (FOR THE PERIOD – 03RD TO 15TH APRIL 2023)

	WEEKLY	TODATE
High & Medium	41,796.80	645,312.75
Low	12,984.00	156,655.95
Green Tea	33,416.00	474,387.25
Organic Tea	37,948.06	156,607.36
BMF	29,115.00	653,000.00
Direct Sales	-	-
Forward Contract	56,040.00	920,968.00





- **Crop and Weather**
- **Crop Figures**
- **Export Figures**
- **Tea News**
- **Circulars**

CROP AND WEATHER - FOR THE PERIOD OF – 10TH TO 16TH APRIL 2023



Western

Bright weather conditions were reported at the beginning of the week in Agarapatana and Bogowantalawa whilst, bright mornings with evening showers prevailed thereafter. Rainfall was recorded throughout the week in Dickoya.



Nuwara Eliya

Bright weather conditions were recorded throughout the day in Nuwara Eliya and Kandapola districts.



Uva

Dry weather conditions with occasional evening showers were recorded in Lunugala whilst, bright weather was experienced throughout the day in Haputale and Badulla.



Low Grown

Bright weather with occasional evening showers were experienced throughout the week in Rathnapura, Galle and Deniyaya districts.



Crop

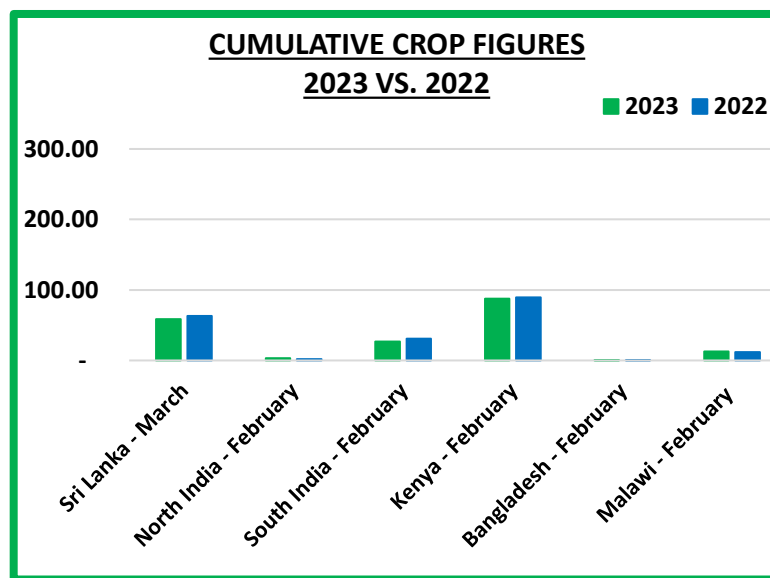
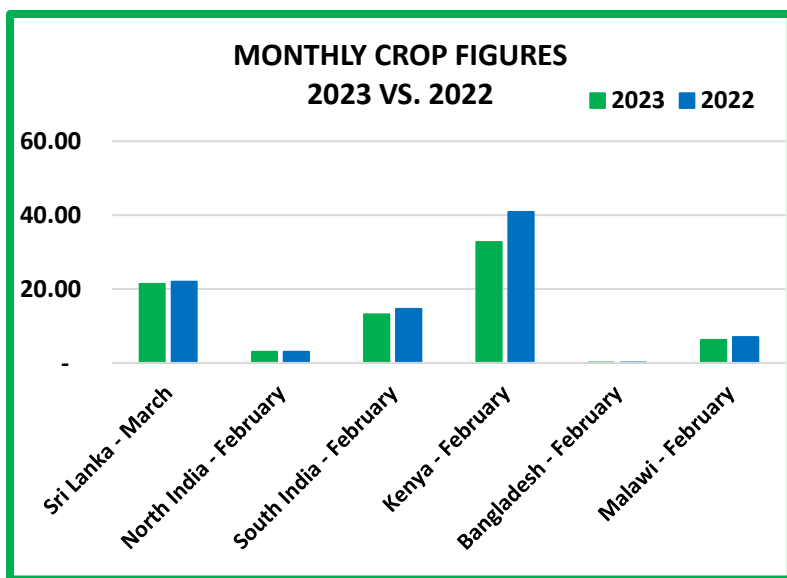
Crop intakes are Low.



CROP FIGURES OF MAJOR PRODUCING & EXPORTING COUNTRIES

Country	Month	2023	2022	Cumulative + Inc. / Dec.	Cumulative	2023	2022	Cumulative + Inc. / Dec.
Sri Lanka	March	21.33	22.01	- 0.68	Upto March	58.52	63.09	- 4.57
North India	February	3.05(E)	1.86	+ 1.19	Upto February	3.05(E)	1.86	+ 1.19
South India	February	13.17(E)	14.62	- 1.45	Upto February	26.60(E)	30.84	- 4.24
Kenya	February	32.73	40.82	- 8.09	Upto February	87.64	89.50	- 1.86
Bangladesh	February	0.05	0.03	- 0.02	Upto February	0.41	0.54	- 0.13
Malawi	February	6.19	7.02	- 0.83	Upto February	12.58	11.80	+ 0.78

(E) - Estimated





SRI LANKA TEA CROP

We give below the Sri Lanka Tea Crop for the month of March 2023 together with January / March 2023, and the corresponding figures for 2022.

	MARCH		JANUARY – MARCH	
ORTHODOX	2023	2022	2023	2022
High Grown	4,129,416	4,528,387	11,179,417	13,207,740
Medium Grown	2,837,561	2,945,256	7,310,769	8,267,067
Low Grown	12,248,754	12,626,434	34,331,191	35,395,631
TOTAL	19,215,731	20,100,077	52,821,377	56,870,437
CTC				
High Grown	402,832	437,811	1,093,954	1,383,055
Medium Grown ⁶	617,374	478,345	1,580,681	1,703,451
Low Grown	852,123	882,403	2,423,843	2,652,870
TOTAL	1,872,329	1,798,559	5,098,478	5,739,376
TOTAL BLACK PRODUCTION				
High Grown	4,532,248	4,966,198	12,273,371	14,590,795
Medium Grown	3,454,934	3,423,601	8,891,450	9,970,518
Low Grown	13,100,877	13,508,837	36,755,034	38,048,501
TOTAL	21,088,060	21,898,636	57,919,855	62,609,813
GREEN TEA				
High Grown	130,575	67,546	307,624	275,382
Medium Grown	117,007	49,440	290,827	213,411
Low Grown	629	267	1,829	776
TOTAL	248,211	117,253	600,280	489,569
TOTAL PRODUCTION				
High Grown	4,662,823	5,033,743	12,580,995	14,866,177
Medium Grown	3,571,941	3,473,041	9,182,277	10,183,929
Low Grown	13,101,506	13,509,104	36,756,863	38,049,277
TOTAL	21,336,270	22,015,889	58,520,135	63,099,382

SOURCE : SRI LANKA TEA BOARD



SRI LANKA TEA CROP - Continued;



Tea Production March 2023								
Black Tea Production According To Elevations								
Elevation	March (Kg)				January to Date (Kg)			
	2023	2022	Change	% Change	2023	2022	Change	% Change
High	4,662,823	5,033,743	-370,920	-7%	12,580,995	14,866,177	-2,285,182	-15.37%
Medium	3,571,941	3,473,041	98,900	3%	9,182,277	10,183,929	-1,001,652	-9.84%
Low	13,101,506	13,509,104	-407,598	-3%	36,756,863	38,049,277	-1,292,414	-3.40%
Total	21,336,270	22,015,889	-679,619	-3%	58,520,135	63,099,382	-4,579,247	-7.26%
Tea Production According To Categories								
Production	March (Kg)				January to Date (Kg)			
	2023	2022	Change	% Change	2023	2022	Change	% Change
Orthodox	19,215,731	20,100,077	-884,346	-4%	52,821,377	56,870,437	-4,049,060	-7.12%
CTC	1,872,329	1,798,559	73,770	4%	5,098,478	5,739,376	-640,898	-11.17%
Green Tea	248,211	117,253	130,958	112%	600,280	489,569	110,711	22.61%
Total	21,336,270	22,015,889	-679,619	-3%	58,520,135	63,099,382	-4,579,247	-7.26%

SOURCE : SRI LANKA TEA BOARD



SRI LANKA TEA EXPORTS



DESCRIPTION	QTY (KG)	VALUE (RS)	APPROX.AV.UNIT FOB VALUE PER KG.RS/CTS
MARCH 2023			
Instant Tea	318,111.52	1,123,481,635.00	3,531.72
Tea in Packets	7,642,165.31	14,637,157,116.00	1,915.32
Green Tea	352,813.85	1,516,725,615.00	4,298.94
Tea in Bags	2,197,665.58	6,746,432,127.00	3,069.82
Tea in Bulk	7,464,997.87	12,266,918,662.00	1,643.26
Total	17,975,754.13	36,290,715,155.00	2,018.87
MARCH 2022			
Instant Tea	207,269.92	370,273,479.00	1,786.43
Tea in Packets	11,066,186.32	10,710,485,093.00	967.86
Green Tea	371,072.88	869,948,777.00	2,344.41
Tea in Bags	2,184,530.76	3,747,129,173.00	1,715.30
Tea in Bulk	9,344,923.40	8,522,284,920.00	911.97
Total	23,173,983.28	24,220,121,442.00	1,045.14
JANUARY / MARCH 2023			
Instant Tea	792,828.57	2,984,666,482.00	3,764.58
Tea in Packets	23,945,382.65	46,463,851,645.00	1,940.41
Green Tea	1,084,076.77	4,512,592,731.00	4,162.61
Tea in Bags	5,716,646.29	17,759,370,266.00	3,106.61
Tea in Bulk	22,544,401.23	38,503,653,561.00	1,707.90
Total	54,083,335.51	110,224,134,685.00	2,038.04
JANUARY / MARCH 2022			
Instant Tea	635,201.69	1,095,481,994.00	1,724.62
Tea in Packets	29,397,226.54	26,881,528,258.00	914.42
Green Tea	1,027,361.32	2,429,655,660.00	2,364.95
Tea in Bags	5,432,149.82	9,203,816,747.00	1,694.32
Tea in Bulk	27,209,166.43	23,335,934,052.00	857.65
Total	63,701,105.80	62,946,416,711.00	988.15





MAJOR IMPORTERS OF SRI LANKA TEA

JANUARY / MARCH 2023

COUNTRY	BULK TEA	PACKETED TEA	TEA BAG	INSTANT TEA	GREEN TEA	TOTAL 2023	TOTAL 2022
TURKEY	1,014,490.00	5,728,863.38	100,361.78	-	1,997.21	6,845,712.37	3,376,627.44
IRAQ	932,960.00	4,785,053.50	68,203.60	-	4,185.00	5,790,402.10	12,657,154.68
RUSSIA	4,259,817.00	880,302.91	361,106.07	2,284.50	153,327.82	5,656,838.30	5,709,512.60
U.A.E.	3,260,632.16	1,043,043.40	65,672.47	1,070.35	109,016.33	4,479,434.71	6,138,741.84
LIBYA	-	2,145,986.00	7,728.00	-	90,472.00	2,244,186.00	2,992,310.04
CHINA	1,899,915.23	238,507.70	74,129.39	14,448.30	10,934.18	2,237,934.80	2,796,089.48
AZERBAIJAIN	2,089,053.00	90,099.35	1,686.95	-	4,473.00	2,185,312.30	3,785,609.25
SAUDI ARABIA	347,320.00	811,620.22	602,706.28	6,524.53	90,493.34	1,858,664.37	1,927,845.66
JORDAN	-	1,011,682.50	516,642.52	-	2,680.80	1,531,005.82	1,190,454.76
GERMENY	1,001,823.00	402,081.47	48,849.05	32,000.00	19,742.23	1,504,495.75	1,794,094.03



TEA NEWS AROUND THE GLOBE

MOMBASA MARKET

SALE NO. 16 – SALE OF 17TH, 18TH & 19TH APRIL 2023

Good general demand prevailed in the market for the 183,138 packages (12,591,907.70 kilos) available; 30.96% remained unsold.

OFFERINGS

Leaf Grades	-	96,940 packages (6,409,277.50 kilos) – 32.02% unsold.
Dust Grades	-	66,060 packages (5,004,499.00 kilos) – 33.15% unsold.
Secondary Grades	-	20,138 packages (1,178,131.20 kilos) – 18.67% unsold.

MARKETS

Pakistan Packers were active but at lower levels while **Yemen, other Middle Eastern countries** and **Afghanistan** maintained support. **UK** and **Egyptian Packers** showed more support while **Kazakhstan, other CIS states** and **Sudan** were selective. **Bazaar** showed less enquiry while **Russia** and **Iran** were absent. **Local Packers** were active on price with **Somalia** active at the lower end of the market.

LEAF GRADES (M2)

BP1:

Best – Saw irregular interest varying between USC28 dearer for some lines with others mostly easier by up to USC86.

Brighter – Irregular ranging between firm to USC6 above last levels to easier by up to USC28.

Mediums – KTDA mediums held value with cleaner sorts USC13 dearer while plantation mediums met irregular interest and varied between steady to USC8 above last rates to easier by up to USC12.

Lower Mediums – Firm to USC15 dearer with some Invoices irregularly easier by up to USC10.

Plainer – Saw good absorption with better categories advancing by up to USC13 while others ranged between steady to USC8 below previous levels.

PF1:

Best – Generally firm to USC12 easier but some lines gained up to USC3.

Brighter – Steady to USC3 dearer to easier by up to USC14.

Mediums – KTDA mediums were fully firm while plantation mediums were irregular ranging between steady to USC14 dearer to easier by a similar margin.

Lower Mediums – Firm enquiry up to USC4 above last levels for some lines with others easier by up to USC10

Plainer – Steady to up to USC11 easier.

DUST GRADES (M1)

PD

Best – Met strong but irregular interest ranging between firm to USC12 above previous rates with some lines discounted by up to USC8.

Brighter – Less enquiry at USC2 to USC5 easier.

Mediums – KTDA mediums lost up to USC3 with many lines remaining without bids; plantation mediums saw improved support gaining USC15 with some teas advancing by up to USC26.

Lower Medium – Irregular activity at firm to USC22 to easier by up to USC9.

Plainer – Met improved competition and appreciated by up to USC23 but a few lines shed up to USC8.



TEA NEWS AROUND THE GLOBE



MOMBASA MARKET – Continued ;

DUST1:

Best – Irregular enquiry at firm to USC11 above last levels to easier by USC8 with some lines discounted by up to USC26.

Brighter – Steady to USC4 dearer to easier by USC3.

Mediums – KTDA mediums were firm where sold with many lines remaining without bids. Plantation mediums saw irregular interest at USC20 dearer to easier by up to USC9.

Lower Medium – Steady to USC10 above last levels.

Plainer – Met irregular activity ranging between firm to USC10 dearer to easier by up to USC24.

SECONDARY GRADES (\$1)

In the Secondary Catalogues, **BPs** were about firm with **PFs** steady. Clean well sorted coloury **Fannings** were discounted while **similar DUSTs** tended easier. **Other Fannings** held value with **DUSTs** firm. **BMFs** were well absorbed.

QUOTATIONS	BP1 – USC	PF1 – USC
Best	265 – 397	265 – 306
Good	260 – 354	262 – 292
Good Medium	255 – 316	262 – 286
Medium (KTDA)	250 – 280	244 – 270
Medium (Plantations)	194 – 230	194 – 238
Lower Medium	124 – 222	126 – 214
Plainer	088 – 181	090 – 171

AUCTION	KENYA 2022 \$	KENYA 2023 \$	TOTAL 2022 \$	TOTAL 2023 \$
13	2.53	2.39	2.36	2.19
14	2.54	2.38	2.39	2.19
15	2.54	2.39	2.38	2.20

SOURCE : AFRICA TEA BROKERS LTD.



TEA NEWS AROUND THE GLOBE



SILIGURI MARKET

SALE NO. 15 – SALE OF 14TH APRIL 2023

1. MARKET DESCRIPTION :

- DEMAND – GOOD FOR LIQUORING SORTS, FAIR FOR REMAINDER.
- LEVELS EASED FOLLOWING QUALITY WITH NOTICEABLE OUT LOTS IN THE BLF SEGMENT.
- ALL SECTIONS OPERATED.
- A SIGNIFICANT RISE IN PERCENTAGE OF TEAS SELLING BELOW RS 125 WHEN COMPARED TO LAST TWO SEASONS.

2. TOTAL AUCTION WEIGHTED AVERAGE (₹)

	2023-24			2022-23			UPTO SALE - 15		
	SALE - 15	SALE - 14	+/-	SALE - 15	SALE - 14	+/-	2023-24	2022-23	2021-22
CTC	189.15	201.25	-12.09	227.42	269.69	-42.27	193.56	247.03	214.12
DUST	189.30	207.40	-18.11	242.26	271.35	-29.09	195.54	256.17	201.93
TOTAL	189.17	201.74	-12.57	228.43	269.81	-41.39	193.73	247.67	213.07

SOURCE: PARCON INDIA PVT LTD

GUWAHATI MARKET

SALE NO. 15 – SALE OF 13TH APRIL 2023

1. MARKET DESCRIPTION :

- LESS DEMAND AND LOWER THAN LAST WEEK.
- LEVELS FOR ALL SORTS EASED SUBSTANTIALLY WITH HIGH WITHDRAWALS.
- FANNINGS WERE BETTER RECEIVED.
- WESTERN INDIA BUYERS OPERATED ON SOME LIQUORING SORTS THOUGH AT EASIER LEVELS WHILE OTHER INTERNAL BUYERS LENT FAIR SUPPORT.
- MAJOR BLENDERS WERE VERY SELECTIVE AT LOWER LEVELS.
- THE PERCENTAGE OF TEAS SELLING BELOW RS. 200 REGISTERED A SIGNIFICANT INCREASE.

2. TOTAL AUCTION WEIGHTED AVERAGE (₹)

	2023-24			2022-23			UPTO SALE - 15		
	SALE - 15	SALE - 14	+/-	SALE - 15	SALE - 14	+/-	2023-24	2022-23	2021-22
CTC	229.63	256.90	27.27	290.67	241.02	49.65	236.70	273.00	241.28
DUST	227.69	241.48	13.79	295.45	289.33	6.13	231.68	293.78	227.31
TOTAL	229.18	252.90	23.72	291.84	249.70	42.14	235.50	277.62	238.20

SOURCE: PARCON INDIA PVT LTD





TEA NEWS AROUND THE GLOBE

KOLKATA ORTHODOX / CTC MARKET

SALE NO. 15 – SALE OF 13TH APRIL 2023

1. Market Description :

- LESS DEMAND.
- MARKET EASIER WITH A FAIR WEIGHT REMAINING UNSOLD.
- THE FEW BOLDER WHOLE LEAF AS WELL AS BPS's & BOP's WERE READILY ABSORBED AND GENERALLY MAINTAINED LEVELS.
- EXPORTERS TO THE CIS & MIDDLE EAST OPERATED.

	WHOLE LEAF		BROKENS		FANNINGS
	1ST LINE	2ND LINE	LARGER	SMALLER	LEAFY
BEST	380-450+ (N)	NQ	NQ	NQ	220+ (N)
GOOD	300-330	280-320	250-270	230-250	170-190 (N)
MEDIUM	250-280	250-270	230-240	NQ	150-155 (N)

1. Market description :

- DEMAND – FAIR FOR ASSAM'S/GOOD DOOARS, WEAK FOR REMAINDER.
- LEVELS FOR ALL CATEGORIES EASED AND THE COMMON/PLAINER VARIETIES WITNESSED WITHDRAWALS.
- WI & INTERNAL TRADE WERE THE MAINSTAY. MAJOR BLENDEES OPERATED ON THE LOWER SEGMENT.
- AUCTION AVERAGE FOR THE WEEK IS LOWER BY RS. 42 WHEN COMPARED WITH THE CORRESPONDING SALE OF LAST YEAR.

2. TOTAL AUCTION WEIGHTED AVERAGE (₹)

	2023-24			2022-23			UPTO SALE - 15		
	SALE - 15	SALE - 14	+/-	SALE - 15	SALE - 14	+/-	2023-24	2022-23	2021-22
CTC	191.35	197.69	-6.33	229.65	236.53	-6.87	193.77	232.27	223.60
DUST	232.53	234.70	-2.16	288.73	276.28	12.45	233.05	284.88	216.13
TOTAL	196.47	200.18	-3.70	238.41	240.99	-2.57	197.83	239.37	222.54

SOURCE: PARCON INDIA PVT LTD



UPCOMING AUCTION DETAILS

Auction No.	17		16	
Dates	02 nd / 03 rd May 2023		25 th / 26 th April 2023	
	No. of Lots	Qty – kg	No. of Lots	Qty – kg
Ex-Estate	745	800,562	674	713,132
Main Sale Total	10,565	5,188,981	9,859	4,725,721
High & Medium	1,586	745,087	1,462	660,275
Low Grown – Leafy	2,163	895,610	2,051	815,585
Low Grown – Semi Leafy	1,596	712,398	1,623	729,484
Low Grown Tippy	1,797	877,501	1,830	886,701
Premium / Flowery	243	45,980	248	45,919
Off Grades	2,521	1,315,040	2,086	1,057,475
Dust	659	597,365	559	530,282
Grand Total	11,310	5,989,543	10,533	5,438,853
Reprints	826	418,294	804	372,600
Total No. of Lots on Offer	11,310		10,533	
Total Quantity on Offer (kg)	5,989,543		5,438,853	



SCHEDULED CLOSING DATES

Auction No.	Date of Sale	Ex-Estate	Main Sale
18	09 th / 10 th May 2023	20/04/2023	20/04/2023
19	16 th / 17 th May 2023	27/04/2023	27/04/2023
20	23 rd / 24 th May 2023	04/05/2023	04/05/2023

PROMPT DATES

Auction No.	Buyers	Sellers
16	02/05/2023	03/05/2023
17	09/05/2023	10/05/2023
18	16/05/2023	17/05/2023



ORDER OF SALE (SALE NO. 16 – 25TH / 26TH APRIL 2023)

Main Sale Order – 1 (Leafy / Semi Leafy / Tippy / Premium / 1A)	Main Sale Order – 2 (H & M / Off Grade / Dust)	Ex-Estate
CEYLON TEA BROKERS PLC	MERCANTILE PRODUCE BROKERS (PVT) LTD	ASIA SIYAKA COMMODITIES PLC.
JOHN KEELLS PLC	ASIA SIYAKA COMMODITIES PLC.	FORBES & WALKER TEA BROKERS (PVT) LTD
LANKA COMMODITY BROKERS LTD	JOHN KEELLS PLC	MERCANTILE PRODUCE BROKERS (PVT) LTD
BARTLEET PRODUCE MARKETING (PVT) LTD	EASTERN BROKERS. LTD.	EASTERN BROKERS. LTD.
EASTERN BROKERS. LTD.	CEYLON TEA BROKERS PLC	JOHN KEELLS PLC
MERCANTILE PRODUCE BROKERS (PVT) LTD	LANKA COMMODITY BROKERS LTD	BARTLEET PRODUCE MARKETING (PVT) LTD
FORBES & WALKER TEA BROKERS (PVT) LTD	BARTLEET PRODUCE MARKETING (PVT) LTD	CEYLON TEA BROKERS PLC
ASIA SIYAKA COMMODITIES PLC.	FORBES & WALKER TEA BROKERS (PVT) LTD	LANKA COMMODITY BROKERS LTD

[DB : HR / SG]



COLOMBO TEA TRADERS' ASSOCIATION

THE OFFICE OF THE CTTA, No. 50, NAVAM MAWATHA, COLOMBO 02.

Telephone: 011 5588848, 5588849; E-mail ; hemaratne@ctta.lk / nisansala@ctta.lk

CIRCULAR NO.12 OF 2023

APRIL 06, 2023

CATALOGUING RULES AND MINIMUM AND MAXIMUM PACKING DENSITIES

At today's CTTA Committee Meeting, the following decisions were made;

1. Cataloguing Rules

At the request of the Producers, the dispensation on Cataloguing Rules shall be further extended until further notice. Please refer to Circular No 01 and 01(a) dated 5th and 10th January 2023.

2. Minimum and Maximum Packing densities

Please note that in keeping in with Circular No 48 of 2020 dated 9th October 2020 (attached), the Minimum/Maximum quantity specified therein shall be applicable from Sale No.19 due to close on 27th April 2023.

OFFICE OF THE CTTA
THE COLOMBO TEA TRADERS' ASSOCIATION

Encl: Circular No 48 of 2020



COLOMBO TEA TRADERS' ASSOCIATION

THE OFFICE OF THE CTTA, No. 50, NAVAM MAWATHA, COLOMBO 02.
Telephone: 011 5588848, 5588849; E-mail ; hemaratne@ctta.lk / nisansala@ctta.lk

CIRCULAR NO.48 OF 2020

OCTOBER 09, 2020

GRADES NOMENCLATURE WITH CORRESPONDING MINIMUM AND MAXIMUM PACKING DENSITIES

Reference is made to Circular No. 40 of 2020 of June 16,2020 addressed to all Seller and Broker members on the captioned subject.

At the Committee Meeting held on 07th October 2020, it was decided to adjust the Minimum and Maximum density of the Grade BM. The Minimum density shall be 20kgs and the Maximum 38kgs. There shall not be any other changes. For ease of reference the circular is updated in its totality. There shall not be any other changes.

Accordingly, this circular is hereby issued for implementation with effect from Sale No.43 of 03rd /04th November 2020 catalogues for which are scheduled to close on 15th October 2020

GRADES NOMENCLATURE WITH CORRESPONDING MINIMUM & MAXIMUM PACKING DENSITIES ORTHODOX BLACK TEA – EX ESTATE TEAS

- | | |
|---------|--|
| 1. BOP | Neat in style and of medium size, devoid of fine particles [Fannings and Dust]
Min: 48 kg. Max: 52 kg. |
| BOP Sp. | Much superior to and neater than BOP
Min: 42 kg. Max: 52 kg. |

NB. In terms of Cataloguing Rules, to be treated as one grade.



CIRCULAR – Continued;



2. BOPF Neat in style, smaller than BOP and devoid of fine Dust particles
Min: 55 kg. Max: 58 kg.

BOPF Sp. Much superior to and neater than BOPF
Min: 45 kg. Max: 55 kg.

NB. In terms of Cataloguing Rules, to be treated as one grade

3. FBOP Smaller and shorter than BOP1 and larger than FBOPF1, preferably with a presence of tips,
Min: 36 kg. Max 46 kg.

4. PEKOE a) Orthodox/Rotor vane manufacture: Neat, with fair twist, larger than BOP and could be choppy.

b) Leafy manufacture: Shotty, curly or semi curly leaf of large size.

Min: 45 kg. Max: 52 kg.

5. PEKOE 1 Shotty, curly, smaller in size than PEKOE
Min: 36 kg. Max: 47 kg.

NB. In terms of Cataloguing Rules, to be treated as one grade in Ex Estate catalogues only.

NB. In the event above grades remain unsold at a given auction and subsequently catalogued as reprints in the H&M catalogue, the "Minimum" and "maximum" packing densities pertaining to "Ex-Estate" will prevail only for such grades.



CIRCULAR – Continued;



ORTHODOX BLACK TEA – MAIN SALE TEAS

1. BOP Neat in style and of medium size, devoid of fine particles [Fannings and Dust]
Min: 38 kg. Max: 53 kg.

- BOP Sp. Much superior to and neater than BOP
Min: 38 kg. Max: 52 kg.

- NB. In terms of Cataloguing Rules, to be treated as one grade

2. BOPA Flaky and larger than BOP
Min: 30 kg. Max: 45 kg.

3. BOPF Neat in style, smaller than BOP and devoid of fine Dust particles
Min: 40 kg. Max: 56 kg.

- BOPF Sp. Much superior to and neater than BOPF
Min: 42 kg. Max: 55 kg.

- NB. In terms of Cataloguing Rules, to be treated as one grade

4. OP 1 Long, wiry and well twisted
Min: 26 kg. Max: 36 kg.

5. OP Less wiry than OP1 and better twisted [less bold] than OPA
Min: 22 kg. Max: 32 kg.

6. OPA Long and bold with fair twist and preferably without excessive stalk
Min: 20 kg. Max: 30kg.

7. BOP 1 Wiry, twisted and shorter than OP1
Min: 30 kg. Max: 40 kg.



CIRCULAR – Continued;



- 8. FBOP 1 Longer than FBOP, twisted and wiry, preferably with a presence of tips
Min: 30 kg. Max: 42kg.
- 9. FBOP Smaller and shorter than BOP1 and larger than FBOPF1, preferably with a presence of tips.
Min: 32 kg. Max: 45 kg.
- 10. FBOPF Similar in size to BOP and preferably with a presence of tips
Min: 40 kg. Max: 50 kg.
- 11. FBOPF 1 Larger than FBOPF and smaller than FBOP, preferably with a presence of tips
Min: 36 kg. Max: 52 kg.

Highly Tippy Teas (Full size Sacks)

- 12. (a). FBOPF Sp. Similar in size to FBOPF or FBOPF1, with a fair presence of tips
Min:30 kg. Max: 55 kg.
- 13. (a). FBOPF Ex. Sp. Similar in size to FBOPF Sp., with an attractive show of golden or silver tips
Min: 20 kg. Max: 52 kg.
- 14. (a). FBOPF Ex. Sp.1 Larger and leafier than FBOPF Ex. Sp., with an attractive show of golden or silver tips
Min: 20 kg. Max: 52 kg.





CIRCULAR – Continued;



ORTHODOX BLACK TEA – OFF GRADES & BOP1A GRADE

- | | |
|-----------|--|
| 18. BP | Choppy and hard, with some stalk and fibre
Min: 35 kg. Max: 60 kg. |
| 19. BOP1A | Semi-leafy and flaky, without excessive stalk and fibre
Min: 25 kgs Max: 35 kg. |
| 20. BM | Mixed and flaky, with stalk and fibre
Min: 20 kg. Max: 38 kg. |
| 21. BT | Larger than BM, ragged and mixed leaf of varying sizes, with or without stalk and fibre
Min: 22 kg . Max: 33 kg. |
| 22. FNGS1 | Small, flaky leaf, without excessive fibre
Min: 50 kg. Max: 58 kg. |
| 23. FNGS | Similar to FNGS1, uneven and fibrous
Min: 40 kg. Max: 50 kg. |

CTC TEA

- | | |
|--------|--|
| 1. BP1 | Corresponding in size to high grown BOP, but granular
Min: 46 kg. Max: 53 kg. |
| 2. BPS | Larger particle size than BP1
Min: 44 kg. Max: 50 kg. |
| 3. PF1 | Corresponding in size to high grown BOPF, but granular
Min: 50 kg. Max: 60 kg. |
| 4. OF | Smaller than BP1 but larger than PF1
Min: 46 kg. Max: 52 kg. |



CIRCULAR – Continued;



- | | |
|----------|--|
| 5. PF | [Off Grade] Similar to or slightly larger than PF1 and may contain some fibre
Min: 45kg. Max: 55 kg. |
| 6. PD | Grainy and smaller than PF1
Min: 60 kg. Max: 65 kg. |
| 7. DUST1 | Less grainy than PD and clean
Min: 55 kg. Max: 65 kg. |
| 8. DUST | [Off Grade] Inferior to DUST1 and may be powdery & fibrous
Min: 60 kg. Max: 65 kg. |

It will be the responsibility of the brokers to ensure that minimum and maximum packing densities are strictly adhered to.

THE SECRETARIAT
COLOMBO TEA TRADERS' ASSOCIATION





“

To live is the rarest thing in the world. Most people
exist, that is all.

– Oscar Wilde

”