



TEA MARKET REPORT

JOHN KEELLS PLC

SALE NO.15 – 19TH / 20TH APRIL 2022

ORDER OF SALE (SALE NO. 15 – 19TH / 20TH APRIL 2022)

Main Sale Order – 1 (Leafy / Semi Leafy / Tippy / Premium / 1A)	Main Sale Order – 2 (H & M / Off Grade / Dust)	Ex-Estate
Ceylon Tea Brokers PLC	Forbes & Walker Tea Brokers (Pvt) Ltd	Forbes & Walker Tea Brokers (Pvt) Ltd
Bartleet Produce Marketing (Pvt) Ltd	Mercantile Produce Brokers (Pvt) Ltd	Bartleet Produce Marketing (Pvt) Ltd
Mercantile Produce Brokers (Pvt) Ltd	Asia Siyaka Commodities PLC.	Asia Siyaka Commodities PLC.
Eastern Brokers. Ltd.	JOHN KEELLS PLC	Mercantile Produce Brokers (Pvt) Ltd
Forbes & Walker Tea Brokers (Pvt) Ltd	Eastern Brokers. Ltd.	JOHN KEELLS PLC
Lanka Commodity Brokers Ltd	Ceylon Tea Brokers PLC	Lanka Commodity Brokers Ltd
JOHN KEELLS PLC	Lanka Commodity Brokers Ltd	Ceylon Tea Brokers PLC
Asia Siyaka Commodities PLC.	Bartleet Produce Marketing (Pvt) Ltd	Eastern Brokers. Ltd.



AUCTION DETAILS

Auction No.	15	
Dates	19 th / 20 th April 2022	
	No. of Lots	Qty – kg
Ex Estate	628	710,200
Main Sale Total	8,844	4,305,234
High & Medium	1,236	605,468
Low Grown - Leafy	1,701	688,233
Low Grown - Semi Leafy	1,190	507,704
Low Grown Tippy	1,787	903,805
Premium / Flowery	312	50,383
Off Grades	2,168	1,129,428
Dust	450	420,213
Grand Total	9,472	5,015,434
Reprints	99	51,009
Total No. of Lots Offered	9,472	
Total Quantity Offered (kg)	5,015,434	

PROMPT DATES

Auction No.	Buyers	Sellers
15	26/04/2022	27/04/2022



COMMENTS



Sri Lanka Tea Exports for the month of March 2022 was recorded at 23.1Mkg which is a decline of 10.2% when compared with the same period of the previous year. The average unit FOB value per kg. was Rs.94.33 above the average unit value per kg of 2021. The cumulative Export quantity for the year recorded a negative variance of 6.1Mkg against the corresponding period. The average FOB value recorded an increase of Rs.49.18 against last year's average FOB price. As a result, the value of Tea Exports for the period (Jan- Mar) in 2022 recorded a negative variance of Rs.2.6 billion over the previous year. Iraq has emerged as the leading Importer of Sri Lanka Tea. The other major Importers were U.A.E, Russia, Azerbaijan and Iran.

The 0.71Mkg of Ex estate teas on offer met with excellent demand. Select Best Western High Grown BOPs gained, the below best and plainer varieties too followed a similar trend. Select Best Western High Grown BOPFs gained substantially and improved as the sale progressed, the below best and plainer varieties followed a similar trend. Nuwara Eliya BOPs were dearer following quality and special inquiry, the BOPFs gained irregularly. Udapusellawa BOPs/ BOPFs appreciated from last levels. The Uva BOPs were dearer with the corresponding BOPFs gaining substantially. Low Grown CTC BP1s were dearer, the High and Medium sorts too were irregularly dearer. Low Grown CTC PF1s too appreciated. The High and Medium sorts followed a similar trend.

The 2.1Mkg of Low Grown teas which were on offer continued to attract good demand. In the Leafy segment, select best OPs were substantially dearer whilst the others met with improved demand. Well-made OPAs met with excellent demand whilst the others were dearer. Better OP1s witnessed improved levels, others too appreciated from last sale. In the Semi Leafy segment, BOP1s met with improved interest. Pekoe varieties were dearer to last levels. Pekoe1 met with good demand. In the Small Leaf segment, all FBOPs met with improved demand, FBOPFs were firm to dearer. Well-made FBOPF1s improved substantially. BOPF.SP, BOPF and BOP.SP met with good demand whilst BOP followed a similar trend. Select best range in the Premium Flowery segment showed improved demand, others too were firm to dearer.

Russia, Iran and the C.I.S countries lent excellent support whilst improved interest was witnessed from Turkey. Libya and Iraq were active.



COMMENTS

ALL TIME RECORD PRICES OBTAINED IN THE JK PLC CATALOGUE



Garden Mark	Grade	Price Rs.	Category	Management Company/ Proprietor
Venture	OP1	2350.00	Western High	Madulsima Plantations PLC
Randanigala Super	OP	1750.00	Western Medium	Getagahawella Plantations (Pvt) Ltd.
Mooloya	BOPF	1480.00	Udapussellawa	Pussellawa Plantations Limited
Demodera "S"	BOP	1800.00	Uva Medium	Hapugastenne Plantations PLC
Halpewatte Uva	BOP.SP	1900.00	Uva Medium	Halpewatte Estete (Pvt.) Ltd.
Halpewatte Uva	FBOPF1	1850.00	Uva Medium	Halpewatte Estete (Pvt.) Ltd.
Glen Alpin	OP1	2350.00	Uva Medium	Balangoda Plantations PLC
Lovers Leap	BOP	2050.00	Nuwara Eliya	Kelani Valley Plantations PLC.
Dunsinane CTC	PF1	1420.00	CTC High	Elpitiya Plantations PLC.
Delta CTC	BP1	860.00	CTC Medium	Pussellawa Plantations Limited
Ceciliyan CTC	BP1	1020.00	CTC Low	Ceciliyan Associates (Pvt.) Ltd.
Arbour Valley	BOPF.SP	2050.00	Low Grown	Mr. Avantha Ratnayake, Proprietor
Kiruwanaganga	OP	2750.00	Low Grown	Talawalelle Tea Estate PLC
Clydesdale	FNGS1	1340.00	Off Grades	Agrapatna Plantations Ltd.
Hingalgoda CTC	PFGS	1040.00	Off Grades	Tea Smallholder Factories PLC





MARKET DESCRIPTION

Western Teas

Select best BOPs gained Rs.200/- to Rs.300/-, the below best and plainer varieties too appreciated by a similar margin. Select best BOPFs gained Rs.100/- to Rs.200/- at the commencement of the sale which improved further as the sale progressed appreciating 200/- to Rs.300/- on average, the below best and plainer sorts too followed a similar trend. Medium BOPs gained substantially, the BOPFs too advanced Rs.200/- to Rs.300/-.

Nuwara Eliya Teas

BOPs sold well and appreciated selectively following special inquiry, however the BOPFs were irregular and did not show much change from last week's levels.

Uva Teas

BOPs were dearer by Rs.150/- to Rs.200/-, the BOPFs advanced by Rs.200/- to Rs.300/-. Uvassellawa BOPs and BOPFs followed a similar trend.

CTC Teas

Low Grown BP1s gained irregularly, the PF1s appreciated by Rs.300/- to Rs.350/-. The limited selection of High and Medium BP1s were irregular, however the PF1s gained Rs.200/- to Rs.300/-.

QUOTATIONS

	BOP – RS.	BOPF – RS.
Good Westerns	1550 – 1850	1700 – 2200
Average Westerns	1300 – 1500	1400 – 1650
Plainer Westerns	1000 – 1250	1200 – 1350
Western Mediums	1260 – 2000	1260 – 1550
Uva Teas	1050 – 1550	1060 – 1550
Nuwara Eliya Teas	1900 – 2050	1300 – 1420
Uda Pussellawa Teas	1180 – 1420	1200 – 1480
CTC (BP1 and PF1)	680 - 1020	790 - 1850





MARKET DESCRIPTION

Low Grown

Wiry OP1s along with the bolder invoices met with good demand and were dearer by Rs.50/- to Rs.80/-. Well-made OPs along with the secondaries met with exceptional demand and gained by Rs.100/- on most occasions. All OPAs gained by Rs.80/- to Rs.100/- and more at times. Better twisted BOP1s along with the bolder types gained by Rs.100/-. Select best and best Pekoes were dearer by Rs.80/- to Rs.100/-. Shotty Pekoe1s along with the clean reducers sold at attractive levels, prices increased by Rs.100/- and more at times.

Select best and best BOPs were dearer by Rs.30/- to Rs.40/-, below best and secondary types were firm. BOP.SP.s and BOPF.SP.s met with good demand. BOPFs followed a similar trend. Select best well-made FBOPF1s were dearer by Rs.50/- to Rs.60/-, best and below best types too were dearer by Rs.30/- to Rs.40/-, secondaries were firm to dearer by a few rupees. Well-made FBOPs in the select best category were dearer by Rs.40/- to Rs.50/-, best types too were dearer by Rs.30/- to Rs.40/-, others were firm. FBOPF varieties met with very good demand. All Premium Flowery teas met with improved demand.

Off Grades

Select best and best FGS1s were dearer by Rs.90/- to Rs.120/-, below best and poorer types showed a similar trend. All BMs were dearer by Rs.50/- to Rs.80/-. All BPs were dearer by Rs.50/- to Rs.80/-. Select best BOP1As were firm to dearer by Rs.50/-, others were irregular.

Dust

Select best and best Dust1s appreciated by Rs.50/- to Rs.100/-, below best types were dearer by Rs.40/- to Rs.50/-, poorer sorts appreciated by Rs.40/- to Rs.50/-. High & Medium CTCs were dearer by Rs.40/- to Rs.50/-. Low Grown CTCs appreciated by Rs.80/- to Rs.90/-. Low Grown Dust / Dust1s appreciated by Rs.70/- to Rs.80/-.



QUOTATIONS

	Select Best	Best	Below Best	Others
LIQUORING				
DUST-1	1400.00 - 1700.00	1000.00 - 1300.00	900.00 - 950.00	850.00 - 890.00
OFF GRADES				
FGS1	1150.00 - 1340.00	980.00 - 1140.00	800.00 - 970.00	510.00 - 790.00
FGS	1000.00 - 1120.00	880.00 - 990.00	780.00 - 870.00	400.00 - 790.00
LOW GROWNS				
FBOPF / FFSP / FFEXSP	3200.00 - 5850.00	2000.00 - 3000.00	1500.00 - 1900.00	1000.00 - 1400.00
BOP	1700.00 - 2150.00	1300.00 - 1600.00	1100.00 - 1250.00	850.00 - 1050.00
BOPSP	1600.00 - 2000.00	1300.00 - 1500.00	1100.00 - 1250.00	850.00 - 1050.00
BOPF	1400.00 - 2050.00	1100.00 - 1300.00	850.00 - 1050.00	700.00 - 820.00
FBOPF1	1700.00 - 2400.00	1400.00 - 1600.00	1100.00 - 1350.00	800.00 - 1050.00
FBOP	1800.00 - 2600.00	1400.00 - 1700.00	1200.00 - 1350.00	900.00 - 1150.00
BOP1	3000.00 - 3800.00	2500.00 - 2900.00	2000.00 - 2250.00	1000.00 - 1400.00
OP1	2800.00 - 3700.00	2500.00 - 2750.00	2100.00 - 2450.00	900.00 - 1300.00
OP	2200.00 - 2750.00	1750.00 - 2000.00	1500.00 - 1700.00	1000.00 - 1200.00
OPA	1550.00 - 2250.00	1250.00 - 1400.00	1150.00 - 1200.00	900.00 - 1000.00
PEKOE	1450.00 - 2200.00	1200.00 - 1350.00	1050.00 - 1150.00	900.00 - 1000.00
PEKOE1	1900.00 - 2350.00	1400.00 - 1650.00	1100.00 - 1350.00	900.00 - 1050.00
DUST / DUST1	1400.00 - 2050.00	1000.00 - 1350.00	900.00 - 990.00	800.00 - 880.00



- **Top Prices**
- **Colombo Auction Averages**
- **All Brokers Private Sale Figures**



TOP PRICES (SALE NO. 15 – 19th / 20th APRIL 2022)



WESTERN HIGH			
BOP		Ingestre	1850.00
BOPSP	+	Queensberry	1550.00
	+	Bambrakelly	1550.00
BOPF/BOPFSP	+	Glentilt	2200.00
FBOP/FBOP1		Torrington	2050.00
FBOPF/FBOPF1	+	Glenloch	1850.00
BOP1		Glenloch	2000.00
		Torrington	2000.00
OP/OPA	*	Venture	1750.00
OP1	*+	Venture	2350.00
PEKOE/PEKOE1	++	Somerset	1900.00

WESTERN MEDIUM			
BOP	+	Harangalla	2000.00
BOPSP	+	Hatale	1750.00
BOPF/BOPFSP		Vellai Oya	1550.00
FBOP/FBOP1		Hatale	2150.00
FBOPF/FBOPF1		Hatale	1950.00
		Datry Valley	1950.00
BOP1		Harangalla	2400.00
OP/OPA	*+	Randenigala Super	1750.00
OP1		Dehiwatte Super	2200.00
PEKOE/PEKOE1	+	Sanquhar	1950.00
	+	Hatale	1950.00

UDA PUSSELLAWA			
BOP	+	Kirklees	1420.00
BOPSP	+	Delmar	1420.00
BOPF/BOPFSP	*+	Mooloya	1480.00
FBOP/FBOP1		Delmar	1750.00
FBOPF/FBOPF1	+	Blairlomond	1600.00
BOP1	+	Delmar	1950.00
OP/OPA	+	Liddesdale	1700.00
OP1	+	Gordon	1900.00
PEKOE/PEKOE1	+	Gonapitiya	1700.00

UVA HIGH			
BOP	*	Glenanore	1550.00
BOPSP	+	Oodoowerre	1500.00
BOPF/BOPFSP		Bandaraeliya	1500.00
FBOP/FBOP1		Aislaby	2050.00
FBOPF/FBOPF1	+	Oodoowerre	1800.00
BOP1	+	Aislaby	2300.00
OP/OPA	++	Glenanore	1950.00
OP1	+	Ranaya	2450.00
PEKOE/PEKOE1	*	Glenanore	1900.00
		Ranaya	1900.00

UVA MEDIUM			
BOP	*+	Demodera 's'	1800.00
BOPSP	*+	Halpewatte Uva	1900.00
BOPF/BOPFSP	+	Dickwella	1650.00
FBOP/FBOP1		Dickwella	2100.00
FBOPF/FBOPF1	*+	Halpewatte Uva	1850.00
BOP1	+	Dickwella	2250.00
OP/OPA	+	Ury	1850.00
OP1	*+	Glen Alpin	2350.00
PEKOE/PEKOE1		Dickwella	1950.00

CTC HIGH			
PF1	*+	Dunsinane CTC	1420.00
BP1	*	Florence CTC	770.00
BPS		Mount Vernon CTC	620.00
OF		-	

CTC MEDIUM			
PF1	+	New peacock CTC	1600.00
BP1	*+	Delta CTC	860.00
BPS		Donside CTC	810.00
OF		-	

NUWARA ELIYA			
BOP	*+	Lovers Leap	2050.00
BOPF/BOPFSP	*	Lovers Leap	1420.00
FBOP/FBOP1		Mahagastotte	2350.00
OP/OPA	*	Lovers Leap	1120.00
PEKOE/PEKOE1		Mahagastotte	2250.00

CTC LOW			
PF1	+	Kalubowitiyana CTC	1850.00
BP1	*+	Ceciliyan CTC	1020.00
BPS		-	
OF	+	Peakwatta CTC	690.00



TOP PRICES (SALE NO. 15 – 19TH / 20TH APRIL 2022)



LOW			
BOP	+	New Vishwananda	2150.00
	+	Hidellana	2150.00
BOPSP	*++	Cee Tee Hills	2000.00
	*++	Ceciliyan	2000.00
BOPF	+	Sithaka	2050.00
BOPFSP	*+	Arbour Valley	2050.00
FBOP		Kelani	2600.00
FBOP1		Ceciliyan	2500.00
FBOPF		New Batuwangala	2700.00
FBOPF1		Hidellana	2400.00
BOP1	+	Lumbini	3800.00
		New Vithanakanda	3550.00
	*	Ceciliyan	3400.00
		Sithaka	3400.00
OP1	+	Lumbini	3700.00
	+	Sithaka	3700.00
OP	*+	Kiruwanaganga	2750.00
OPA	+	Navinda	2250.00
PEKOE	+	Green House	2200.00
PEKOE1	+	Brombil	2350.00
	*	Arbour Valley	2300.00
		Bulathsinghala Tea	2300.00
		Hidellana	2300.00

PREMIUM			
FBOPFSP		Menikkanda	5700.00
FBOPFEXSP		Golden Garden	5850.00
FBOPFEXSP1		Brombil	5450.00

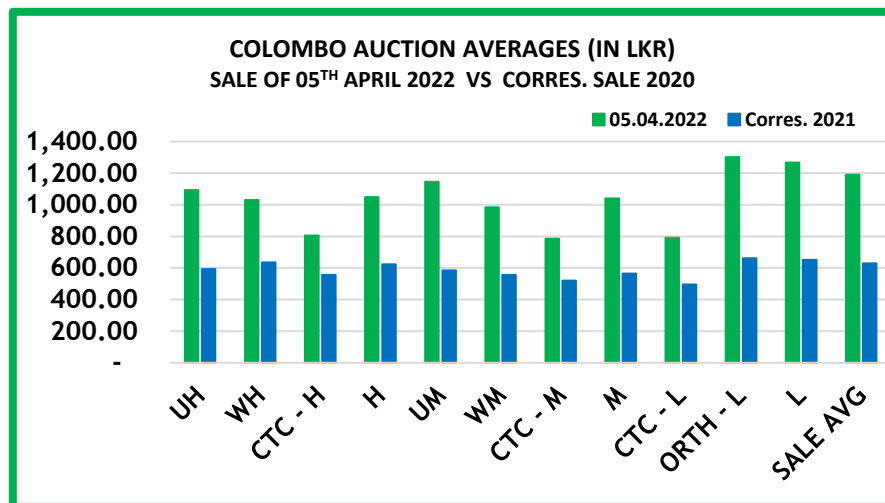
DUST			
DUST1	+	Kiruwanaganga	2050.00
P.DUST	+	Ceciliyan CTC	1500.00

OFF GRADES			
FNGS/FNGS1	*+	Clydesdale	1340.00
	*	Kotiyagalla	1320.00
PFNGS	*+	Hingalgoda CTC	1040.00
BM	+	Kurunduwatte	1300.00
BP	+	Halpewatte Uva	1600.00
BOP1A	+	Chandrika Estate	1600.00

**	MORE THAN ONE TOP PRICE OBTAINED
*	TEAS SOLD BY JOHN KEELLS PLC
+	ALL TIME RECORD PRICE
++	ALL TIME RECORD PRICE EQUALED

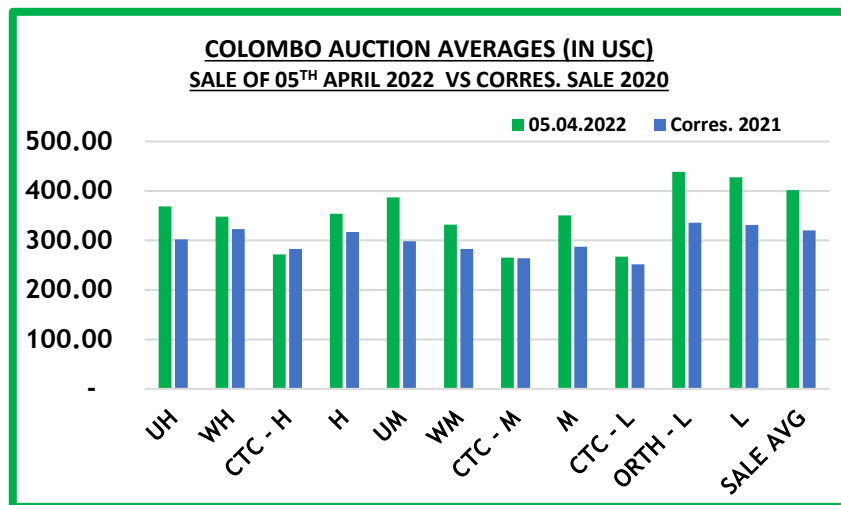


COLOMBO AUCTION AVERAGES



	Sale of 30/03/2022In LKR	Sale of 05/04/2022 In LKR	Corres. 2021 In LKR
Uva High Grown	991.26	1093.35	593.43
Western High Grown	904.72	1029.37	635.44
CTC High Grown	733.37	805.59	556.06
Summary of High Grown	929.84	1049.10	623.34
Uva Medium Grown	1111.95	1145.13	585.40
Western Medium Grown	932.07	983.88	556.22
CTC Medium Grown	741.73	784.37	519.42
Summary of Medium Grown	989.33	1039.83	564.90
CTC Low Grown	747.22	791.63	496.02
Orthodox Low Grown	1274.53	1300.77	660.94
Summary of Low Grown	1230.12	1265.99	650.62
TOTAL SALE AVERAGE	1123.62	1190.28	629.70

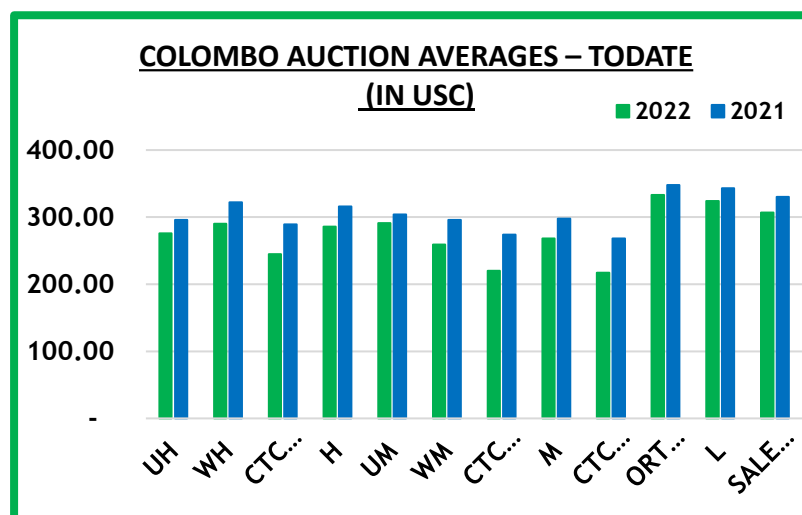
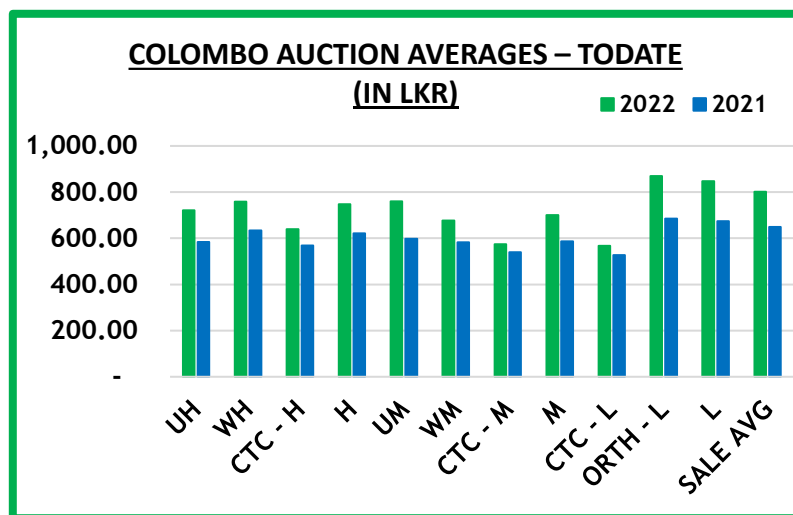
COLOMBO AUCTION AVERAGES



	Sale of 30/03/2022 In USC	Sale of 05/04/2022 In USC	Corres. 2021 In USC
Uva High Grown	338	369	302
Western High Grown	309	348	323
CTC High Grown	250	272	283
Summary of High Grown	317	354	317
Uva Medium Grown	379	387	298
Western Medium Grown	318	332	283
CTC Medium Grown	253	265	264
Summary of Medium Grown	337	351	287
CTC Low Grown	255	267	252
Orthodox Low Grown	435	439	336
Summary of Low Grown	420	428	331
TOTAL SALE AVERAGE	383	402	320



COLOMBO AUCTION AVERAGES



January to Date (Sale No.14)	2022 LKR	2021 LKR	2022 USC	2021 USC
Uva High Grown	721.33	583.32	276	296
Western High Grown	758.22	633.43	290	322
CTC High Grown	638.75	568.55	245	289
Summary of High Grown	747.93	620.78	286	316
Uva Medium Grown	760.17	597.93	291	304
Western Medium Grown	676.91	582.14	259	296
CTC Medium Grown	573.74	539.33	220	274
Summary of Medium Grown	700.91	586.46	268	298
CTC Low Grown	566.59	527.09	217	268
Orthodox Low Grown	869.56	684.74	333	348
Summary of Low Grown	847.10	674.37	324	343
TOTAL SALE AVERAGE	801.51	649.34	307	330



COLOMBO AUCTION AVERAGES

FROM 05 TH APRIL 2022	LKR
Uva High Grown	1064.79
Western High Grown	1034.37
Summary of High Grown	1044.06
Uva Medium Grown	1145.15
Western Medium Grown	983.76
Summary of Medium Grown	1039.62
Summary of Low Grown	1263.81
TOTAL SALE AVERAGE	1187.11



ALL BROKERS PRIVATE SALE FIGURES (FOR THE PERIOD – 04TH TO 16TH APRIL 2022)

	WEEKLY	TODATE
High & Medium	25,992.00	520,784.95
Low	2,860.00	81,071.75
Green Tea	34,719.00	427,866.30
Organic Tea	23,251.93	124,793.93
BMF	169,421.00	2,079,283.00
Direct Sales	-	-
Forward Contract	10,000.00	601,640.00





- **Crop and Weather**
- **Crop Figures**
- **Export Figures**
- **Tea News**

CROP AND WEATHER - FOR THE PERIOD OF – 11TH TO 17TH APRIL 2022



Western

Bright mornings with evening showers were experienced throughout the week in Agarapatana, Bogowantalawa, Talawakelle and Dickoya districts.



Nuwara Eliya

Dry weather conditions prevailed during the morning hours, whilst evening showers were experienced throughout the week in Nuwara Eliya and Kandapola.



Uva

Badulla and Haputale districts experienced bright mornings with heavy rainfall in the evenings.



Low Grown

Bright daytime weather with evening showers were recorded throughout the week in Ratnapura, Galle and Deniyaya districts.



Crop

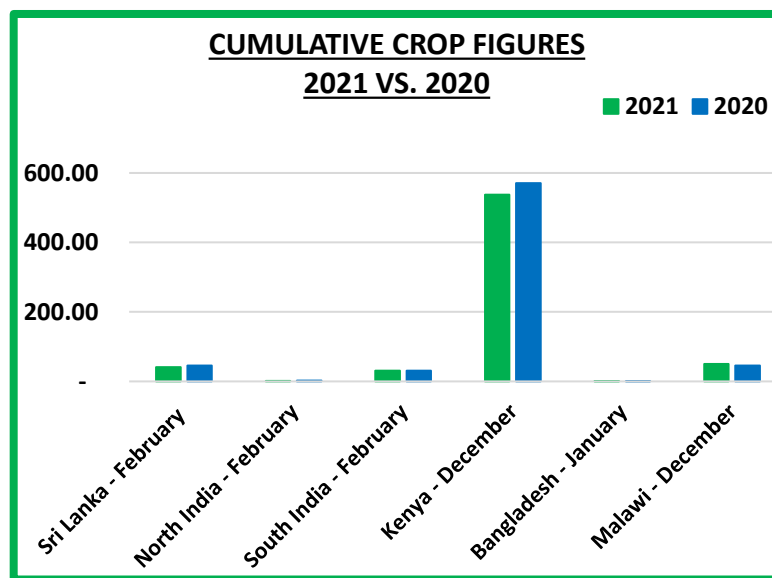
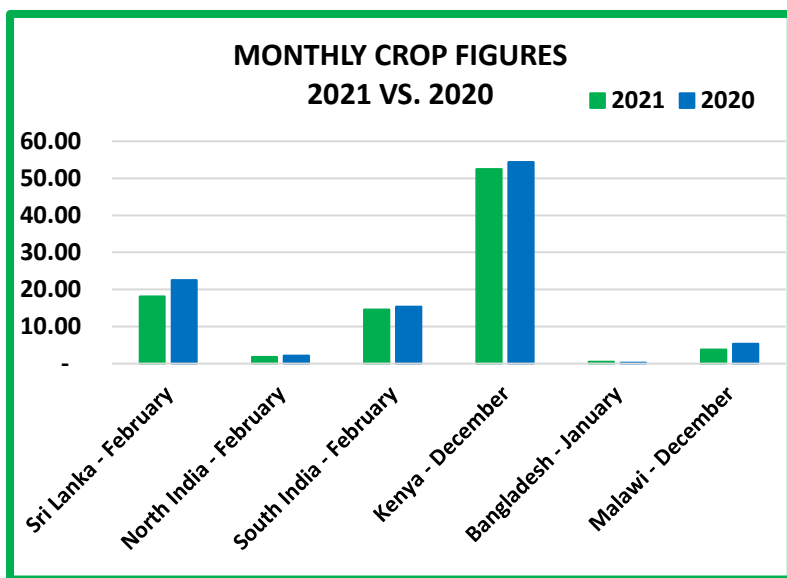
Crop intakes are moderate.



CROP FIGURES OF MAJOR PRODUCING & EXPORTING COUNTRIES

Country	Month	2021 * 2022	2020 * 2021	Cumulative + Inc. / Dec.	Cumulative	2021 * 2022	2020 * 2021	Cumulative + Inc. / Dec.
Sri Lanka	February	* 18.16	* 22.52	- 4.36	Upto February	* 40.98	* 45.70	- 4.72
North India	February	* 1.81(E)	2.18	- 0.37	Upto February	* 1.81(E)	2.18	- 0.37
South India	February	14.60(E)	15.32	- 0.72	Upto February	30.45(E)	31.21	- 0.76
Kenya	December	52.52	54.41	- 1.89	Upto December	537.83	570.46	- 32.63
Bangladesh	January	0.507	0.286	+ 0.221	Upto January	0.507	0.286	+ 0.221
Malawi	December	3.8	5.3	- 1.5	Upto December	50.6	45.2	+ 5.4

(E) - Estimated



SRI LANKA TEA EXPORTS



DESCRIPTION	QTY (KG)	VALUE (RS)	APPROX.AV.UNIT FOB VALUE PER KG.RS/CTS
MARCH 2022			
Instant Tea	207,269.92	370,273,479.00	1,786.43
Tea in Packets	11,066,186.32	10,710,485,093.00	967.86
Green Tea	371,072.88	869,948,777.00	2,344.41
Tea in Bags	2,184,530.76	3,747,129,173.00	1,715.30
Tea in Bulk	9,344,923.40	8,522,284,920.00	911.97
Total	23,173,983.28	24,220,121,442.00	1,045.14
MARCH 2021			
Instant Tea	250,779.80	423,653,434.00	1,689.34
Tea in Packets	12,198,101.34	10,769,886,080.00	882.91
Green Tea	407,288.53	882,722,566.00	2,167.32
Tea in Bags	2,742,530.91	4,181,999,542.00	1,524.87
Tea in Bulk	10,216,167.34	8,286,901,223.00	811.16
Total	25,814,867.92	24,545,162,845.00	950.81
JANUARY / MARCH 2022			
Instant Tea	635,201.69	1,095,481,994.00	1,724.62
Tea in Packets	29,397,226.54	26,881,528,258.00	914.42
Green Tea	1,027,361.32	2,429,655,660.00	2,364.95
Tea in Bags	5,432,149.82	9,203,816,747.00	1,694.32
Tea in Bulk	27,209,166.43	23,335,934,052.00	857.65
Total	63,701,105.80	62,946,416,711.00	988.15
JANUARY / MARCH 2021			
Instant Tea	752,408.13	1,298,546,817.00	1,725.85
Tea in Packets	31,174,177.90	27,757,240,713.00	890.39
Green Tea	1,129,329.43	2,386,408,413.00	2,113.12
Tea in Bags	6,694,284.74	10,083,218,102.00	1,506.24
Tea in Bulk	30,136,822.67	24,096,178,744.00	799.56
Total	69,887,022.86	65,621,592,789.00	938.97





MAJOR IMPORTERS OF SRI LANKA TEA

JANUARY / MARCH 2022

COUNTRY	BULK TEA	PACKETED TEA	TEA BAG	INSTANT TEA	GREEN TEA	TOTAL 2022	TOTAL 2021
IRAQ	1,687,865.00	10,898,598.00	66,998.68	-	3,693.00	12,657,154.68	7,207,344.48
U.A.E.	3,703,384.88	2,277,714.44	65,931.86	124.96	91,585.70	6,138,741.84	4,245,964.52
RUSSIA	4,769,815.50	715,043.81	117,168.11	439.38	107,045.80	5,709,512.60	6,754,910.25
AZERBAIJAIN	3,655,599.00	125,618.25	2,112.00	-	2,280.00	3,785,609.25	3,232,323.21
IRAN	1,515,465.50	1,915,003.75	8,727.50	-	108.00	3,439,304.75	2,688,354.25
TURKEY	644,173.00	2,717,429.24	14,489.20	-	536.00	3,376,627.44	9,577,650.92
LIBYA	-	2,844,507.50	1.34	-	147,801.20	2,992,310.04	2,998,475.00
CHINA	2,231,822.42	470,277.50	37,283.32	43,284.00	13,422.24	2,796,089.48	4,392,514.62
SAUDI ARABIA	465,204.80	939,772.08	489,405.29	3,270.00	30,193.49	1,927,845.66	1,589,414.12
GERMANY	1,309,869.00	401,809.80	63,468.95	-	18,946.28	1,794,094.03	1,646,208.94



TEA NEWS AROUND THE GLOBE



MOMBASA MARKET

SALE NO. 15 – SALE OF 11TH / 12TH & 13TH APRIL 2022

There was good demand for the 191,177 packages (12,583,668.00 kilos) on offer with 13.51% neglected.

OFFERINGS

Leaf Grades	-	109,200 packages (7,140,384.00 kilos) – 14.95% unsold.
Dust Grades	-	54,279 packages (4,043,008.00 kilos) – 7.52% unsold.
Secondary Grades	-	27,698 packages (1,400,276.00 kilos) – 19.57% unsold.

MARKETS

Egyptian Packers showed useful enquiry and were dominant while **Yemen, other Middle Eastern countries, Bazaar, Kazakhstan** and **other CIS nations** lent more support with maintained interest from **Pakistan Packers** and **UK**. **Sudan** were active but selective with some activity from **Afghanistan** and **Iran**; **Russia** were quiet. **Local Packers'** participation was based on price. **Somalia** were more active at the lower end of the market.

LEAF GRADES (M2)

BP1:

Best – Irregular ranging between firm to USC88 dearer to easier by up to USC106.

Brighter – Fully firm to USC12 easier with some teas neglected but selected invoices advanced by up to USC18.

Mediums – KTDA mediums were steady at last rates with many remaining unsold due to price limits while plantation mediums saw irregular interest and varied between firm to USC9 dearer to easier by a similar margin.

Lower Mediums – Saw improved but irregular competition and ranged between firm to USC34 dearer but some lines sold by up to USC19 below previous prices.

Plainer – Were a strong feature and appreciated by USC4 to USC34 but a few lines were discounted by up to USC16.

PF1:

Best – Varied between steady to USC24 dearer to easier by up to USC10.

Brighter – Advanced by up to USC6 but a few teas lost up to USC14.

Mediums – KTDA mediums firm to USC6 below last rates; plantation mediums were irregular ranging between steady to dearer by USC7 with a few teas advancing by USC18 to easier by USC10.

Lower Mediums – Irregular varying between firm to USC28 dearer to easier by USC14.

Plainer – Met good but irregular enquiry ranging between firm to USC26 dearer to USC12 below previous levels..

DUST GRADES (M1)

PDUST:

Best – Met irregular interest ranging between firm to USC12 dearer to easier by up to USC20.

Brighter – Varied between steady to USC15 dearer to easier by up to USC14.

Mediums – KTDA mediums held firm to USC8 below previous prices but a few lines advanced by up to USC3 while plantation mediums ranged between firm to USC6 dearer to easier by USC4.

Lower Medium – Saw irregular activity varying between firm to USC17 dearer to USC12 below last rates.

Plainer – Ranged between steady to USC14 dearer to easier by USC13.



TEA NEWS AROUND THE GLOBE



MOMBASA MARKET – Continued ;

DUST1:

Best – Met good but irregular enquiry with most teas appreciating by up to USC20 while some lines lost up to USC19.

Brighter – Advanced by up to USC13 but a few invoices shed up to USC20.

Mediums – KTDA mediums varied between steady to USC9 dearer to easier by up to USC18 with plantation mediums appreciating by up to USC16

Lower Medium – Fully firm to dearer by up to USC5.

Plainer – Irregular ranging between firm to USC18 dearer to USC12 below last levels.

SECONDARY GRADES (\$1)

In the Secondary Catalogues, best BPs eased with others dearer while PFs were firm. Clean well sorted coloury Fannings tended easier while DUSTs were dearer. Other Fannings gained with similar DUSTs steady. BMFs were well absorbed at dearer rates.

QUOTATIONS	BROKENS	FANNINGS
Best	264 – 384	272 – 322
Good	250 – 320	273 – 308
Good Medium	250 – 284	270 – 286
Medium (KTDA)	260 – 266	250 – 272
Medium (Plantations)	224 – 244	217 – 261
Lower Medium	112 – 229	142 – 241
Plainer	084 – 184	098 – 222

AUCTION	KENYA 2021 \$	KENYA 2022 \$	TOTAL 2021 \$	TOTAL 2022 \$
13	1.90	2.53	1.82	2.36
14	1.88	2.54	1.81	2.39
15	1.91	2.54	1.84	2.38

SOURCE : AFRICA TEA BROKERS LTD.



TEA NEWS AROUND THE GLOBE



SILIGURI MARKET

SALE NO.15 – SALE OF 16TH APRIL 2022

1. MARKET DESCRIPTION :

- Demand - Good for quality and only fair for remainder.
- Levels eased compared to last week, more so for the common/plainer sorts, which also witnessed noticeable withdrawals.
- Percentage of estate teas selling above Rs. 350 was 36% compared to 1% for the corresponding period of last year.
- Internal buyers were the mainstay.

2. TOTAL AUCTION WEIGHTED AVERAGE (₹)

	2022-23			2021-22			UPTO SALE - 15		
	SALE - 15	SALE - 14	+/-	SALE - 15	SALE - 14	+/-	2022-23	2021-22	2020-21
CTC	227.42	269.69	-42.27	213.40	214.99	-1.59	247.03	214.12	222.46
DUST	242.26	271.35	-29.09	197.75	207.56	-9.81	256.17	201.93	217.79
TOTAL	228.43	269.81	-41.39	211.98	214.39	-2.41	247.67	213.07	222.05

SOURCE: PARCON INDIA PVT LTD

GUWAHATI MARKET

SALE NO. 15 – SALE OF 13TH APRIL 2022

1. MARKET DESCRIPTION :

- * Good demand.
- * Select good and best sorts were well competed for, while the medium quality tended easier compared to last week.
- * Western India buyers were active on liquoring sorts while other internal buyers lent useful support on the medium teas.

2. TOTAL AUCTION WEIGHTED AVERAGE (₹)

	SALE 15 - THIS YEAR						SALE 15 - LAST YEAR		
	EST		BLF		TOTAL		EST		BLF
	AVG.	OUT%	AVG.	OUT%	AVG.	OUT%	AVG.	OUT%	AVG.
LEAF	328.56	18	249.88	25	290.67	22	DROPPED		DROPPED
DUST	334.93	22	238.90	30	295.45	26	DROPPED		DROPPED
TOTAL	330.27	20	247.59	27	291.84	23	DROPPED		DROPPED

SOURCE: PARCON INDIA PVT LTD



TEA NEWS AROUND THE GLOBE



KOLKATA ORTHODOX / CTC MARKET

SALE NO.15 – SALE OF 13TH APRIL 2022

1. Market description :

- Strong demand.
- Levels for few new season teas were higher by rs. 10-30 compared to last year.
- Primary whole leaf sold between rs 310-350+ and brokens between rs 270-310+.
- Few old season teas were readily absorbed.
- Exporters to the middle east active and cis operated.

	WHOLE LEAF		BROKENS		FANNIN GS
	1ST LINE	2ND LINE	LARGER	SMALLER	LEAFY
BEST	NQ	NQ	NQ	NQ	NQ
GOOD	NQ	NQ	NQ	NQ	NQ
MEDIUM	NQ	NQ	NQ	NQ	NQ

1. Market description :

- Good demand for liquoring sorts and less for remainder.
- Levels eased compared to the previous week more so for medium and plainer sorts which also saw some withdrawals, particularly on the larger brokens.
- 51% of assam estates sold above 350/- as compared to 5% last year. Similarly, 66% dooars estates sold above 300/- when compared to 24% last year.
- However current offerings of medium and plainer teas from north bengal sold at par to upto rs.20/- higher compared to the corresponding sale of last year. Wi active with support from the local dealers.

2. TOTAL AUCTION WEIGHTED AVERAGE (₹)

	2022-23			2021-22			UPTO SALE - 15		
	SALE - 15	SALE - 14	+/-	SALE - 15	SALE - 14	+/-	2022-23	2021-22	2020-21
CTC	230.13	237.32	-7.18	217.60	232.46	-14.86	232.87	223.60	183.50
DUST	280.72	291.35	-10.63	216.43	215.29	1.13	283.71	216.13	185.83
TOTAL	238.06	243.04	-4.98	217.40	230.81	-13.41	239.89	222.54	183.63

SOURCE: PARCON INDIA PVT LTD



UPCOMING AUCTION DETAILS

Auction No.	17		16	
Dates	03 rd / 04 th May 2022		26 th / 27 th April 2022	
	No. of Lots	Qty – kg	No. of Lots	Qty – kg
Ex-Estate	705	821,228	669	763,527
Main Sale Total	10,106	5,107,486	9,988	5,059,992
High & Medium	1,540	789,868	1,507	769,433
Low Grown – Leafy	1,920	816,557	1,885	793,703
Low Grown – Semi Leafy	1,330	581,514	1,379	609,231
Low Grown Tippy	1,963	1,038,094	2,020	1,069,476
Premium / Flowery	331	59,880	367	66,242
Off Grades	2,531	1,383,135	2,355	1,303,464
Dust	491	438,438	475	448,443
Grand Total	10,811	5,928,714	10,657	5,823,519
Reprints	271	161,237	155	84,453
Total No. of Lots on Offer	10,811		10,657	
Total Quantity on Offer (kg)	5,928,714		5,823,519	



SCHEDULED CLOSING DATES

Auction No.	Date of Sale	Ex-Estate	Main Sale
18	10 th / 11 th May 2022	22/04/2022	22/04/2022
19	17 th / 18 th May 2022	28/04/2022	28/04/2022
20	24 th / 25 th May 2022	06/05/2022	06/05/2022

PROMPT DATES

Auction No.	Buyers	Sellers
16	04/05/2022	05/05/2022
17	10/05/2022	11/05/2022
18	17/05/2022	18/05/2022



ORDER OF SALE (SALE NO. 16 – 27TH / 28TH APRIL 2022)

Main Sale Order – 1 (Leafy / Semi Leafy / Tippy / Premium / 1A)	Main Sale Order – 2 (H & M / Off Grade / Dust)	Ex-Estate
Bartleet Produce Marketing (Pvt) Ltd	Mercantile Produce Brokers (Pvt) Ltd	Lanka Commodity Brokers Ltd
Mercantile Produce Brokers (Pvt) Ltd	Asia Siyaka Commodities PLC.	Bartleet Produce Marketing (Pvt) Ltd
Eastern Brokers. Ltd.	JOHN KEELLS PLC	JOHN KEELLS PLC
Forbes & Walker Tea Brokers (Pvt) Ltd	Eastern Brokers. Ltd.	Ceylon Tea Brokers PLC
Lanka Commodity Brokers Ltd	Ceylon Tea Brokers PLC	Eastern Brokers. Ltd.
JOHN KEELLS PLC	Lanka Commodity Brokers Ltd	Forbes & Walker Tea Brokers (Pvt) Ltd
Asia Siyaka Commodities PLC.	Bartleet Produce Marketing (Pvt) Ltd	Asia Siyaka Commodities PLC.
Ceylon Tea Brokers PLC	Forbes & Walker Tea Brokers (Pvt) Ltd	Mercantile Produce Brokers (Pvt) Ltd

[DB : HR / SG]





“

Failure is an important part of your growth and developing resilience. Don't be afraid to fail.

- Michelle Obama

”