



TEA MARKET REPORT

JOHN KEELLS PLC

SALE NO.15 – 22ND / 23RD APRIL 2025



ORDER OF SALE (SALE NO. 15 – 22ND / 23RD APRIL 2025)

Main Sale Order – 1 (Leafy / Semi Leafy / Tippy / Premium / 1A)	Main Sale Order – 2 (H & M / Off Grade / Dust)	Ex-Estate
CEYLON TEA BROKERS PLC	FORBES & WALKER TEA BROKERS (PVT) LTD	MERCANTILE PRODUCE BROKERS (PVT) LTD
JOHN KEELLS PLC	MERCANTILE PRODUCE BROKERS (PVT) LTD	EASTERN BROKERS. LTD.
LANKA COMMODITY BROKERS LTD	ASIA SIYAKA COMMODITIES PLC.	JOHN KEELLS PLC
BARTLEET PRODUCE MARKETING (PVT) LTD	JOHN KEELLS PLC	BARTLEET PRODUCE MARKETING (PVT) LTD
EASTERN BROKERS. LTD.	EASTERN BROKERS. LTD.	CEYLON TEA BROKERS PLC
MERCANTILE PRODUCE BROKERS (PVT) LTD	CEYLON TEA BROKERS PLC	LANKA COMMODITY BROKERS LTD
FORBES & WALKER TEA BROKERS (PVT) LTD	LANKA COMMODITY BROKERS LTD	ASIA SIYAKA COMMODITIES PLC.
ASIA SIYAKA COMMODITIES PLC.	BARTLEET PRODUCE MARKETING (PVT) LTD	FORBES & WALKER TEA BROKERS (PVT) LTD



AUCTION DETAILS

Auction No.	15	
Dates	22 nd / 23 rd April 2025	
	No. of Lots	Qty – kg
Ex Estate	865	881,754
Main Sale Total	10,894	5,085,683
High & Medium	2,037	979,991
Low Grown - Leafy	2,128	820,021
Low Grown - Semi Leafy	1,558	651,802
Low Grown Tippy	1,948	916,776
Premium / Flowery	355	53,901
Off Grades	2,268	1,134,673
Dust	600	528,519
Grand Total	11,759	5,967,437
Reprints	721	361,314
Total No. of Lots Offered	11,759	
Total Quantity Offered (kg)	5,967,437	

PROMPT DATES

Auction No.	Buyers	Sellers
15	29/04/2025	30/04/2025

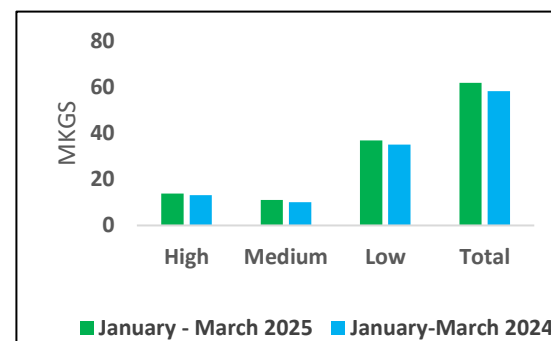
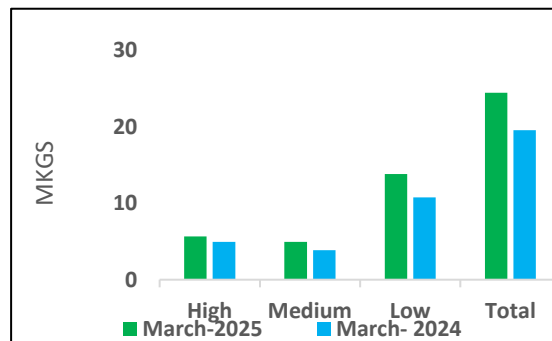


COMMENTS

Sri Lanka harvested a crop of 24.4Mkg during the Month of March 2025, which is a 25% increase in comparison to the crop harvested in March 2024. Notably, the March production of 24.4Mkg is the highest recorded, since the year 2021, which saw a production of 28.4Mkg for the month of March.

The main contributor for the 24.4Mkg was from the Low Grown planting districts with 56.6%, followed by High Grown at 23.2% and Medium Grown at 20.2%. When compared with the crop in March 2024, positive variances were recorded in the High Grown at 14.5%, Medium Grown at 28.42%, and the Low Grown at 28.32%.

Tea Production March 2025								
Black Tea Production According To Elevations								
Elevation	March (Kg)				January to Date (Kg)			
	2025	2024	Change	% Change	2025	2024	Change	% Change
High	5,665,807	4,948,240	717,567	14.50%	13,847,454	13,067,502	779,952	5.97%
Medium	4,943,337	3,849,349	1,093,988	28.42%	11,017,213	10,107,601	909,612	9.00%
Low	13,819,640	10,769,345	3,050,295	28.32%	36,911,902	34,990,313	1,921,589	5.49%
Total	24,428,783	19,566,934	4,861,849	24.85%	61,776,569	58,165,416	3,611,153	6.21%



COMMENTS – Cont'd....

Tea Exports for the month of March 2025 were recorded at 23.4Mkg which is an increase of 10.2% when compared with the same period of the previous year. The average unit FOB value per kg. was Rs.42.71 below the average unit value per kg in March 2024. The cumulative Export quantity for the year recorded a positive variance of 877,827kg against the corresponding period. The cumulative average FOB value recorded a decline of Rs.40.63 against last year's average FOB price. Therefore, the value of Tea Exports for the period (January- March) in 2025 recorded a negative variance of Rs.1 billion in comparison to the previous year. Iraq emerged as the leading importer of Sri Lanka Tea followed by other major importers such as Russia, Libya, U.A.E and Turkey.

0.88Mkg of Ex- Estate teas on offer met with irregularly lower demand. Select Best Western High Grown BOPs declined substantially following quality, the below best and plainer varieties too were irregularly easier. Select best Western High Grown BOPFs were substantially easier, however the below best and plainer varieties declined from last levels with a large volume remaining unsold due to a lack of suitable bids. Nuwara Eliya BOPs were firm on last levels, the BOPFs were irregular following quality. Uda Pussellawa BOPs/ BOPFs mostly remained unsold due to lack of suitable bids. Uva BOPs were irregularly easier, the BOPF declined from last levels. Low Grown CTC BP1s barely maintained last levels, the High and Medium sorts were firm. Low Grown CTC PF1s were firm to dearer, the High and Mediums sorts were irregular following quality.

The 2.4Mkg of Low Grown teas on offer met with fair demand. In the Leafy segment, well-made OP/OPAs were lower, others met with fair demand. OP1s in general were firm. BOP1s were firm on last levels. PEKOE /PEKOE1s met with fair demand. In the Small Leaf segment, FBOPs/FBOPF1s were firm to dearer. BOPF.SP, BOPF, BOP.SP and BOPs gained from last levels. FBOPF varieties were firm. Premium Flowery teas met with improved interest.

Turkey, Russia and the C.I.S countries lent fair support. Libya and Iraq were active.





MARKET DESCRIPTION

Western Teas

Select best Western High Grown BOPs declined Rs.100/- and more following quality, the below best and plainer varieties too declined to a lesser extent. Select best Western High Grown BOPFs declined substantially by Rs.100/- to Rs.150/- and more, the below best and plainer varieties too declined irregularly by Rs.40/- to Rs.60/- with a large volume remaining unsold due to a lack of suitable bids. Medium BOPs were firm to Rs.50/- easier at times. The BOPFs were firm to a little irregular.

Nuwara Eliya Teas

BOPs were firm on last levels. The BOPFs were irregular following quality.

Uva Teas

Uva BOPs declined irregularly. The BOPFs were easier by Rs.40/- to Rs.60/- and more. Uda Pussellawa BOP / BOPFs mostly remained unsold due to a lack of suitable bids.

CTC Teas

Low Grown CTC BP1s barely maintained last levels. The High and Medium sorts were firm. Low Grown CTC PF1s were firm to a little dearer. The High and Medium sorts were irregular following quality.

QUOTATIONS

	BOP – RS.	BOPF – RS.
Good Westerns	1200 – 1340	1260 – 1550
Average Westerns	1000 – 1160	1140 – 1240
Plainer Westerns	850 – 960	940 – 1120
Western Mediums	820 – 1550	730 – 1200
Uva Teas	NQ	960 – 1180
Nuwara Eliya Teas	NQ	1400
Uda Pussellawa Teas	850 – 940	1020 – 1140
CTC (BP1 and PF1)	770 – 1220	700 – 1600





MARKET DESCRIPTION

Low Grown

Select best OP1s were irregular, best types along with the below best and secondary invoices met with good demand. Well-made OP/OPAs were irregularly lower, in contrast, secondary OP/OPAs witnessed fair demand and remained mostly firm. Select best BOP1s were firm, best types were firm to selectively dearer, below best along with the bold, mixed varieties were irregular. Well-made Pekoes were firm, bolder types were firm to selectively dearer, others were firm. Shotty Pekoe1s were firm to dearer, others were firm.

BOPs in general were firm to dearer. BOP.SP.s and BOPF.SP.s were firm to dearer. BOPFs in general were firm. A few select best FBOPF1s were dearer whilst the balance were sold at last levels, best and the below best types appreciated. FBOPs in general were dearer whilst the poorer sorts were firm. A few Select best and best FBOPF varieties were dearer whilst the rest were firm. Premium Flowery teas met with good demand.

Off Grades

Select best FGS1s were firm on last levels whilst, best types were dearer by Rs.10/- to Rs.20/- and more at towards the latter part, below best and poorer sorts maintained on last levels. Select best and best BMs were firm whilst, below best and poorer sorts appreciated by Rs.20/- to Rs.40/-. Select best and best BPs were slightly dearer by Rs.20/- to Rs.30/-, below best and poorer varieties were firm on last levels. Select best BOP1As were higher by Rs.100/- to Rs.200/-, best types were lower by Rs.40/- to Rs.50/-, below best types maintained on last levels, whilst poorer types were lower by Rs.20/- to Rs.40/-.

Dust

Select best Dust1s were firm, best and below best types declined by Rs.50/- to Rs.80/- and more, poorer types declined by Rs.80/-. High & Medium CTCs declined by Rs.40/- to Rs.60/-. Low Grown CTCs were firm. Low Grown Dust/Dust1s showed an irregular demand.



QUOTATIONS

	Select Best	Best	Below Best	Others
LIQUORING				
DUST-1	1300.00 - 1650.00	1200.00 - 1290.00	1000.00 - 1190.00	720.00 - 990.00
OFF GRADES				
FGS1	1080.00 - 1160.00	1000.00 - 1070.00	850.00 - 990.00	590.00 - 840.00
FGS	860.00 - 1020.00	780.00 - 850.00	720.00 - 770.00	590.00 - 710.00
LOW GROWNS				
FBOPF / FFSP / FFEXSP	4300.00 - 5200.00	4000.00 - 4200.00	2800.00 - 3500.00	1000.00 - 1100.00
BOP	1500.00 - 1900.00	1400.00 - 1450.00	1200.00 - 1300.00	900.00 - 1000.00
BOPSP	1500.00 - 1650.00	1200.00 - 1450.00	1000.00 - 1100.00	900.00 - 950.00
BOPF	1200.00 - 1500.00	900.00 - 1000.00	850.00 - 900.00	800.00 - 850.00
FBOPF1	1550.00 - 1750.00	1450.00 - 1500.00	1350.00 - 1400.00	950.00 - 1000.00
FBOP	2200.00 - 2500.00	1600.00 - 1700.00	1300.00 - 1400.00	950.00 - 1050.00
BOP1	2000.00 - 3000.00	1700.00 - 1950.00	1220.00 - 1380.00	850.00 - 1200.00
OP1	2600.00 - 3200.00	2350.00 - 2550.00	1600.00 - 2250.00	900.00 - 1550.00
OP	1400.00 - 1600.00	1260.00 - 1380.00	1180.00 - 1240.00	950.00 - 1160.00
OPA	1320.00 - 1850.00	1200.00 - 1300.00	1100.00 - 1180.00	880.00 - 1080.00
PEKOE	1480.00 - 2300.00	1300.00 - 1460.00	1180.00 - 1280.00	800.00 - 1160.00
PEKOE1	1650.00 - 2200.00	1400.00 - 1600.00	1280.00 - 1380.00	850.00 - 1260.00
DUST / DUST1	1000.00 - 1300.00	810.00 - 990.00	730.00 - 800.00	600.00 - 720.00



EXCHANGE RATES

The average rates currencies quoted on 23rd April 2025 at 9.30 a.m. by Commercial Banks in Colombo for Telegraphic Transfers (TT).

CURRENCY	BUY RATE	SELL RATE
USD	295.46	304.10
EURO	334.93	348.32
GBP	391.69	405.95



- **Top Prices**
- **Colombo Auction Averages**
- **All Brokers Private Sale Figures**



TOP PRICES (SALE NO. 15 – 22ND / 23RD APRIL 2025)



WESTERN HIGH			
BOP		Great western	1340.00
BOPSP		Dessford	1480.00
BOPF/BOPFSP		Robgill	1550.00
FBOP/FBOP1		Bambrakelly	1650.00
FBOPF/FBOPF1		Frotoft super	1380.00
BOP1		Torrington	1500.00
OP/OPA	*	St. Andrews	1320.00
OP1		Inverness	1500.00
PEKOE/PEKOE1		Dessford	1500.00

UVA HIGH			
BOP		Balagalaella	1240.00
BOPSP		Craig	1320.00
BOPF/BOPFSP	*	Nayabedde	1180.00
FBOP/FBOP1		Gonamotawa	1700.00
FBOPF/FBOPF1		Mount Uva	1400.00
		Gonamotawa	1400.00
BOP1		Gonamotawa	2150.00
OP/OPA		Spring Valley	1400.00
OP1		Ellathota Uva	1480.00
PEKOE/PEKOE1		Mahadowa	1600.00

NUWARA ELIYA			
BOP	**	Kenmare	980.00
BOPSP	*	Kenmare	980.00
BOPF/BOPFSP	*	Lovers Leap	1400.00
FBOP/FBOP1		Court Lodge	1700.00
OP/OPA	*	Court Lodge	1120.00
PEKOE/PEKOE1	*	Lovers Leap	1650.00
	*	Court Lodge	1650.00

WESTERN MEDIUM			
BOP		Harangalla	1550.00
BOPSP		Rilagala	1440.00
BOPF/BOPFSP		Vellai Oya	1200.00
FBOP/FBOP1		Harangalla	1950.00
		Dartry Valley	1950.00
		New Rothschild	1950.00
FBOPF/FBOPF1		Ancoombra	1600.00
BOP1		Harangalla	2050.00
		Dartry Valley	2050.00
OP/OPA		Menikdiwela Tea	1360.00
OP1		Dartry Valley	1600.00
PEKOE/PEKOE1		Craighead	1700.00
		Cooroondoowatte	1700.00
		Harangalla	1700.00
		Dartry Valley	1700.00
		Hatale	1700.00

UVA MEDIUM			
BOP	*	Demodera 'S'	1400.00
BOPSP		Uva Samovar	1360.00
BOPF/BOPFSP		Dickwella	1420.00
FBOP/FBOP1		Sarnia Plaiderie	1850.00
FBOPF/FBOPF1		Roseland Uva	1500.00
BOP1		Dickwella	1700.00
OP/OPA	*	Glen Alpin	1320.00
		Sarnia Plaiderie	1320.00
OP1		Dickwella	1500.00
PEKOE/PEKOE1		Sarnia Plaiderie	1650.00

CTC LOW			
PF1	*	Hingalgoda CTC	1600.00
BP1		Ceciliyan CTC	1120.00
BPS		Lantern Hill CTC	960.00
OF		-	

UDA PUSSELLAWA			
BOP		Kirklees	960.00
BOPSP		Delmar	1000.00
BOPF/BOPFSP		Luckyland	1140.00
FBOP/FBOP1		Delmar	1480.00
FBOPF/FBOPF1		Blairlomond	1400.00
BOP1		Blairlomond	1460.00
OP/OPA		Maha Uva	1260.00
OP1		Delmar	1480.00
PEKOE/PEKOE1		Maha Uva	1600.00

CTC HIGH			
PF1		Dunsinane CTC	1200.00
		Ulugedara CTC	1200.00
BP1		-	
BPS	*	Mount Vernon CTC	920.00
OF		-	

CTC MEDIUM			
PF1	*	New Peacock CTC	1200.00
		Strathdon CTC	1200.00
BP1	*	New Peacock CTC	1220.00
BPS		Strathdon CTC	1020.00
OF		-	



TOP PRICES (SALE NO. 15 – 22ND / 23RD APRIL 2025)

LOW			
BOP		Mahaliyadda	2100.00
BOPSP		Stream Line	1650.00
BOPF		Hidellana	1500.00
BOPFSP		Greenwin Super	1800.00
FBOP		Mulatiyana Hills	2500.00
FBOP1	*	Ceciliyan	2300.00
FBOPF		New Laksakanda	2050.00
	*	Richiland	2000.00
FBOPF1	*	Kiruwana ganga	1750.00
BOP1		Pothotuwa	3000.00
OP1		Gunawardena	3200.00
		Pothotuwa	3200.00
OP		Allen Valley	1600.00
		Morawakkorale	1600.00
	*	Berubeula	1550.00
OPA		Miriswatte	1850.00
PEKOE		Lumbini	2300.00
PEKOE1		Kiruwana ganga	2200.00
		New Batuwangala	2200.00
		Mulatiyana Hills	2200.00
		Nilrich	2200.00
		Andaradeniya Super	2200.00
		Dampahala	2200.00
		Galatara	2200.00
		Kurunduwatta	2200.00

PREMIUM			
FBOPFSP		Samwin	4450.00
FBOPFEXSP		Rathmalgoda Super	5700.00
FBOPFEXSP1		Tea Bank	4500.00

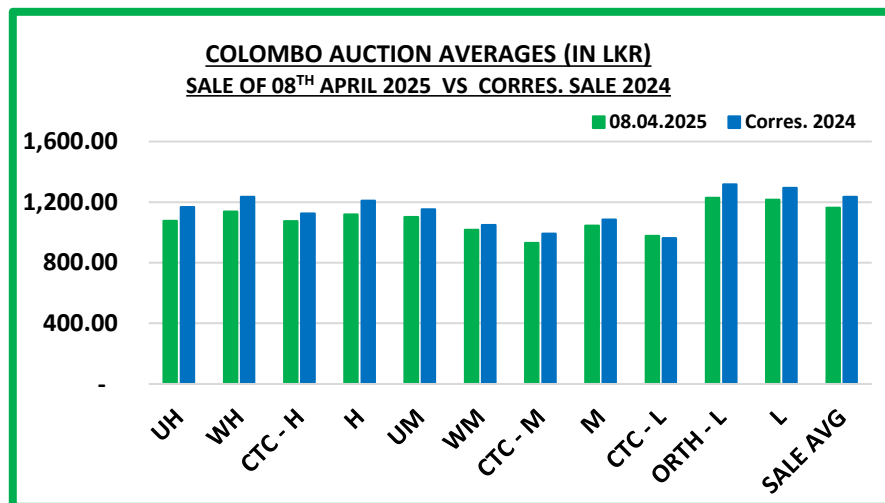
DUST			
DUST1	*	Mattakelle	1650.00
P.DUST	*	Hingalgoda CTC	1460.00
	*	Ceciliyan CTC	1460.00

OFF GRADES			
FNGS/FNGS1	*	Wanarajah	1160.00
		Agraouvah	1160.00
PFNGS		Liyonta CTC	1000.00
BM	*	Sineth	1080.00
		Gunawardena	1080.00
		Hidellana	1080.00
BP		Suwishka	1340.00
BOP1A		Chandrika Estate	1280.00

**** MORE THAN ONE TOP PRICE OBTAINED**
*** TEAS SOLD BY JOHN KEELLS PLC**
+ ALL TIME RECORD PRICE
++ ALL TIME RECORD PRICE EQUALED

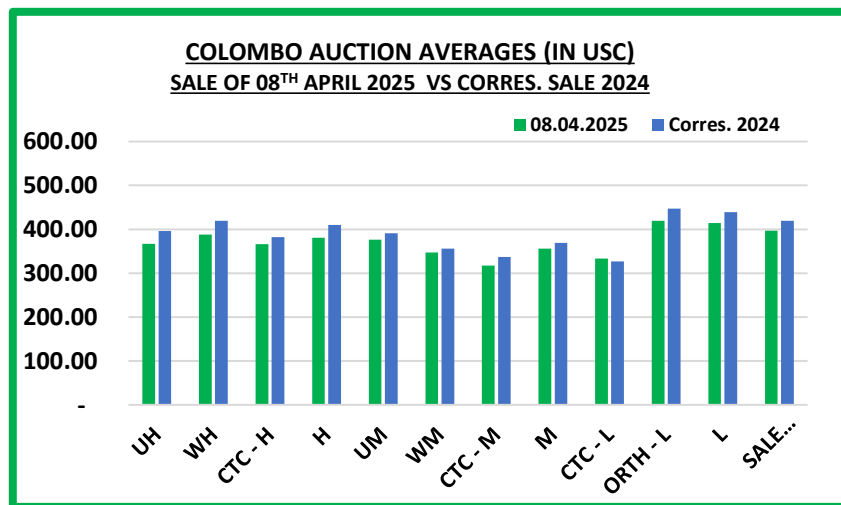


COLOMBO AUCTION AVERAGES



	Sale of 02/04/2025 In LKR	Sale of 08/04/2025 In LKR	Corres. 2024 In LKR
Uva High Grown	1119.61	1076.89	1166.76
Western High Grown	1149.47	1138.89	1234.87
CTC High Grown	1120.99	1075.34	1125.75
Summary of High Grown	1139.98	1118.45	1209.17
Uva Medium Grown	1148.69	1102.32	1152.85
Western Medium Grown	1050.48	1017.17	1048.94
CTC Medium Grown	966.67	931.58	991.43
Summary of Medium Grown	1083.75	1044.86	1085.67
CTC Low Grown	975.83	976.75	962.93
Orthodox Low Grown	1245.87	1228.58	1317.71
Summary of Low Grown	1228.83	1216.09	1293.59
TOTAL SALE AVERAGE	1185.06	1163.91	1234.61

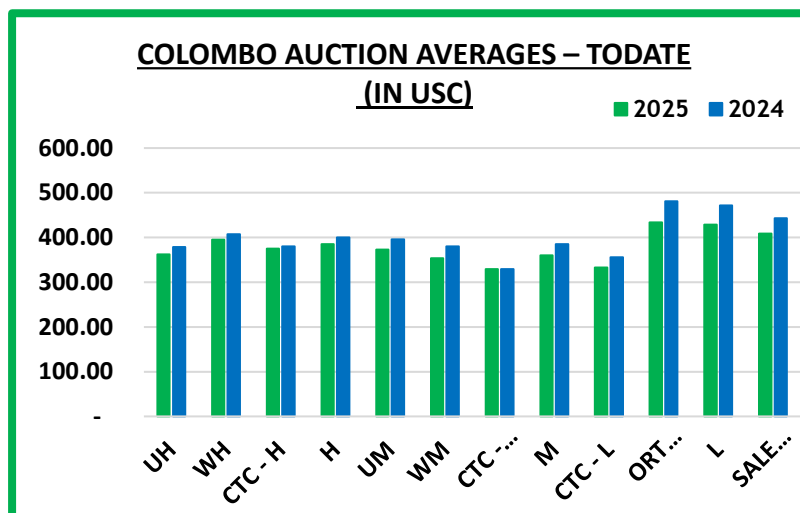
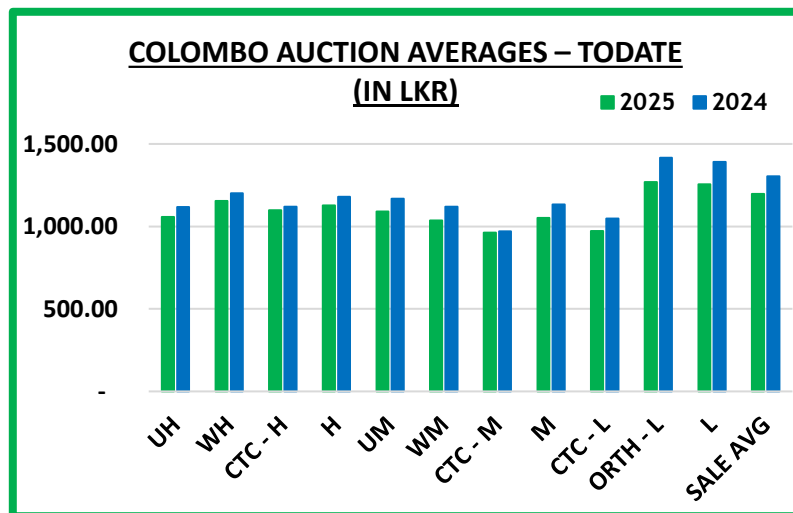
COLOMBO AUCTION AVERAGES



	Sale of 02/04/2025 In USC	Sale of 08/04/2025 In USC	Corres. 2024 In USC
Uva High Grown	384	367	396
Western High Grown	394	388	419
CTC High Grown	384	366	382
Summary of High Grown	391	381	410
Uva Medium Grown	394	376	391
Western Medium Grown	360	347	356
CTC Medium Grown	331	317	337
Summary of Medium Grown	371	356	369
CTC Low Grown	334	333	327
Orthodox Low Grown	427	419	447
Summary of Low Grown	421	414	439
TOTAL SALE AVERAGE	406	397	419



COLOMBO AUCTION AVERAGES



January to Date (Sale No.14)	2025 LKR	2024 LKR	2025 USC	2024 USC
Uva High Grown	1057.85	1116.90	362	379
Western High Grown	1154.07	1200.30	395	407
CTC High Grown	1097.82	1120.48	375	380
Summary of High Grown	1126.66	1178.77	385	400
Uva Medium Grown	1090.44	1167.46	373	396
Western Medium Grown	1036.17	1120.40	354	380
CTC Medium Grown	962.64	970.37	329	329
Summary of Medium Grown	1052.30	1134.00	360	385
CTC Low Grown	972.28	1047.60	333	356
Orthodox Low Grown	1268.75	1415.75	434	481
Summary of Low Grown	1255.41	1390.27	429	472
TOTAL SALE AVERAGE	1196.44	1304.48	409	443



COLOMBO AUCTION AVERAGES

FROM 01 ST TO 08 TH APRIL 2025	LKR
Uva High Grown	1105.13
Western High Grown	1159.41
Summary of High Grown	1142.49
Uva Medium Grown	1129.18
Western Medium Grown	1023.00
Summary of Medium Grown	1056.91
Summary of Low Grown	1217.28
TOTAL SALE AVERAGE	1171.44



ALL BROKERS PRIVATE SALE FIGURES (FOR THE PERIOD – 07TH TO 19TH APRIL 2025)

	WEEKLY	TODATE
High & Medium	97,938.50	2,129,461.60
Low	9,781.60	394,069.45
Green Tea	25,091.00	562,801.00
Organic Tea	20,825.00	124,734.00
BMF	50,250.00	645,091.00
Direct Sales	-	-
Forward Contract	61,440.00	906,816.00





- **Crop and Weather**
- **Crop Figures**
- **Export Figures**
- **Tea News**
- **Holiday Notice**
- **Circular**

CROP AND WEATHER - FOR THE PERIOD OF 14TH TO 20TH APRIL 2025



Western

Bright weather with evening rainfall was recorded in Agarapatana, Dickoya and Talawakelle districts.



Nuwara Eliya

Nuwara Eliya and Kandapola reported bright mornings with occasional evening showers.



Uva

Badulla, Lunugala and Haputale districts recorded bright weather with occasional rainfall.



Low Grown

Bright weather was recorded in Deniyaya, whilst Galle and Rathnapura districts reported bright weather with occasional showers.



Crop

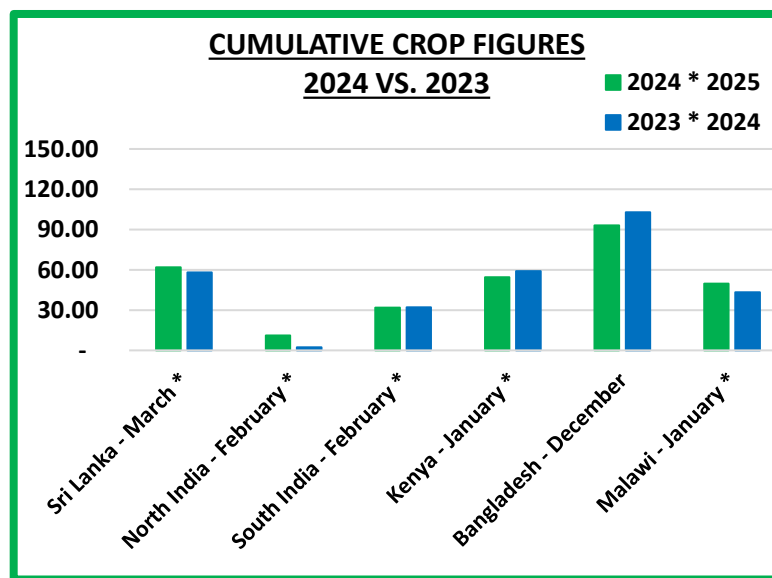
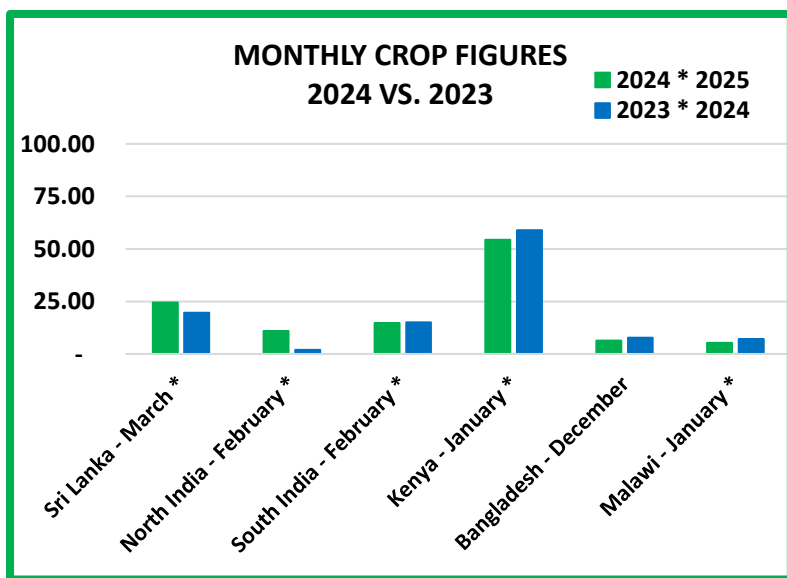
Crop intake is moderate to high.



CROP FIGURES OF MAJOR PRODUCING & EXPORTING COUNTRIES

Country	Month	2024 * 2025	2023 * 2024	Cumulative + Inc. / Dec.	Cumulative	2024 * 2025	2023 * 2024	Cumulative + Inc. / Dec.
Sri Lanka	March	*24.42	*19.56	+ 4.86	Upto March	*61.77	*58.16	+ 3.61
North India	February	*10.97(E)	*1.91	+ 9.06	Upto February	*11.01(E)	*2.28	+ 8.73
South India	February	*14.78(E)	*15.07	- 0.29	Upto February	*31.77(E)	*32.10	- 0.33
Kenya	January	* 54.40	* 58.90	- 4.50	Upto January	* 54.40	* 58.90	- 4.50
Bangladesh	December	6.37	7.79	-1.42	Upto December	93.04	102.95	- 9.91
Malawi	January	* 5.30	* 7.20	- 1.90	Upto January	* 49.79	* 43.35	+ 6.44

(E) - Estimated





SRI LANKA TEA CROP

We give below the Sri Lanka Tea Crop for the month of March 2025 together with January / March 2025, and the corresponding figures for 2024.

	MARCH		JANUARY – MARCH	
	2025	2024	2025	2024
ORTHODOX				
High Grown	5,003,898	4,326,363	12,366,117	11,452,539
Medium Grown	4,041,727	3,216,158	8,712,014	8,290,519
Low Grown	13,014,121	9,953,218	34,728,106	32,459,035
TOTAL	22,059,746	17,495,739	55,806,238	52,202,093
CTC				
High Grown	546,817	528,360	1,173,482	1,331,831
Medium Grown	779,873	550,355	2,027,533	1,591,810
Low Grown	805,136	815,750	2,182,694	2,529,683
TOTAL	2,131,826	1,894,465	5,383,709	5,453,323
TOTAL BLACK PRODUCTION				
High Grown	5,550,715	4,854,722	13,539,599	12,784,369
Medium Grown	4,821,600	3,766,513	10,739,547	9,882,328
Low Grown	13,819,257	10,768,968	36,910,801	34,988,717
TOTAL	24,191,572	19,390,204	61,189,947	57,655,415
GREEN TEA				
High Grown	115,092	93,518	307,854	283,133
Medium Grown	121,737	82,836	277,666	225,273
Low Grown	383	377	1,102	1,595
TOTAL	237,211	176,731	586,622	510,001
TOTAL PRODUCTION				
High Grown	5,665,807	4,948,240	13,847,454	13,067,502
Medium Grown	4,943,337	3,849,349	11,017,213	10,107,601
Low Grown	13,819,640	10,769,345	36,911,902	34,990,313
TOTAL	24,428,783	19,566,934	61,776,569	58,165,416

SOURCE : SRI LANKA TEA BOARD



SRI LANKA TEA CROP - Continued;



Tea Production March 2025								
Black Tea Production According To Elevations								
Elevation	March (Kg)				January to Date (Kg)			
	2025	2024	Change	% Change	2025	2024	Change	% Change
High	5,665,807	4,948,240	717,567	14.50%	13,847,454	13,067,502	779,952	5.97%
Medium	4,943,337	3,849,349	1,093,988	28.42%	11,017,213	10,107,601	909,612	9.00%
Low	13,819,640	10,769,345	3,050,295	28.32%	36,911,902	34,990,313	1,921,589	5.49%
Total	24,428,783	19,566,934	4,861,849	24.85%	61,776,569	58,165,416	3,611,153	6.21%
Tea Production According To Categories								
Production	March (Kg)				January to Date (Kg)			
	2025	2024	Change	% Change	2025	2024	Change	% Change
Orthodox	22,059,746	17,495,739	4,564,007	26.09%	55,806,238	52,202,093	3,604,145	6.90%
CTC	2,131,826	1,894,465	237,361	12.53%	5,383,709	5,453,323	-69,614	-1.28%
Green Tea	237,211	176,731	60,480	34.22%	586,622	510,001	76,621	15.02%
Total	24,428,783	19,566,934	4,861,849	24.85%	61,776,569	58,165,416	3,611,153	6.21%

SOURCE : SRI LANKA TEA BOARD



SRI LANKA TEA EXPORTS



DESCRIPTION	QTY (KG)	VALUE (RS)	APPROX.AV.UNIT FOB VALUE PER KG.RS/CTS
MARCH 2025			
Instant Tea	245,106.99	788,441,033.00	3,216.72
Tea in Packets	9,864,072.79	16,237,157,280.00	1,646.09
Green Tea	416,540.30	1,649,160,615.00	3,959.19
Tea in Bags	2,415,806.36	6,590,622,812.00	2,728.13
Tea in Bulk	10,491,518.02	15,816,507,596.00	1,507.55
Total	23,433,044.46	41,081,889,336.00	1,753.16
MARCH 2024			
Instant Tea	242,152.30	727,208,133.00	3,003.10
Tea in Packets	8,750,253.75	14,796,571,068.00	1,690.99
Green Tea	408,826.23	1,633,937,630.00	3,996.66
Tea in Bags	2,450,395.86	6,699,434,351.00	2,734.02
Tea in Bulk	9,400,083.87	14,308,061,120.00	1,522.12
Total	21,251,712.01	38,165,212,302.00	1,795.87
JANUARY / MARCH 2025			
Instant Tea	704,136.25	2,435,224,409.00	3,458.46
Tea in Packets	26,997,678.90	44,074,453,787.00	1,632.53
Green Tea	1,137,471.79	4,441,364,751.96	3,904.59
Tea in Bags	6,660,399.44	17,794,095,064.00	2,671.63
Tea in Bulk	27,706,194.50	41,157,130,673.00	1,485.48
Total	63,205,880.88	109,902,268,684.96	1,738.80
JANUARY / MARCH 2024			
Instant Tea	688,331.35	2,146,229,377.00	3,118.02
Tea in Packets	24,885,421.12	42,121,653,066.00	1,692.62
Green Tea	1,162,900.85	4,577,378,237.00	3,936.17
Tea in Bags	6,582,566.69	17,983,235,427.00	2,731.95
Tea in Bulk	29,008,833.26	44,079,812,503.00	1,519.53
Total	62,328,053.27	110,908,308,610.00	1,779.43



MAJOR IMPORTERS OF SRI LANKA TEA

JANUARY / MARCH 2025

COUNTRY	BULK TEA	PACKETED TEA	TEA BAG	INSTANT TEA	GREEN TEA	TOTAL 2025	TOTAL 2024
IRAQ	729,535.00	8,104,341.99	186,713.68	-	8,724.00	9,029,314.67	8,417,601.62
RUSSIA	4,940,891.00	1,114,190.75	137,984.69	-	141,685.21	6,334,751.65	6,427,342.77
LIBYA	-	5,308,733.00	-	408.00	10,340.00	5,319,481.00	1,030,449.80
U.A.E.	3,091,108.75	1,241,632.83	84,040.46	1,394.29	126,722.33	4,544,898.66	7,007,555.57
TURKEY	1,380,535.25	1,925,898.00	15,828.00	-	-	3,322,261.25	4,082,672.28
CHILE	2,340,185.00	80,148.56	633,761.57	859.99	23,825.11	3,078,780.23	2,183,249.10
IRAN	2,112,172.75	673,750.00	200.00	-	-	2,786,122.75	3,462,292.50
CHINA	2,148,891.74	267,977.30	50,850.35	1,069.72	6,289.84	2,475,078.95	2,411,729.10
SAUDI ARABIA	556,846.00	1,084,890.51	539,442.71	25.90	49,425.22	2,230,630.34	2,588,820.04
GERMANY	1,664,464.00	485,708.12	44,357.50	15,560.00	11,628.43	2,221,718.05	2,287,760.89



TEA NEWS AROUND THE GLOBE



MOMBASA MARKET

SALE NO. 16 – SALE OF 22ND / 23RD APRIL 2025

Good general demand prevailed for the 201,179 packages (13,604,745.00 kilos) on offer; 28.08% remained unsold.

OFFERINGS

Leaf Grades	-	108,200 packages (7,091,805.00 kilos) – 23.46% unsold.
Dust Grades	-	72,660 packages (5,443,880.00 kilos) – 36.88% unsold.
Secondary Grades	-	20,319 packages (1,069,060.00 kilos) – 21.26% unsold.

MARKETS

Pakistan Packers, Yemen and other Middle Eastern countries were active at lower levels with improved enquiry from **Bazaar. Kazakhstan, other CIS states and Afghanistan** maintained support with less interest from **Egyptian Packers. UK** were steady with some support from **Russia. Sudan** were absent while **South Sudan** showed less participation. **Local Packers** were less active with **Somalia** holding support at the lower end of the market.

LEAF GRADES (M2 & M3)

BP1:

Best – Mostly dearer by up to USC36 but some lines saw easier tendencies and shed up to USC8.

Brighter – Saw irregular absorption and were up to USC47 above previous levels to easier by up to a similar margin.

Mediums – KTDA mediums gained up to USC19 with some invoices USC47 dearer to easier by up to USC10. Plantation mediums appreciated by up to USC21 but some lines lost by up to USC11.

Lower Medium – More but irregular interest at steady to USC17 above previous levels to easier by up to USC12.

Plainer – Were discounted by up to USC16.

PF1:

Best – Irregular and varied between firm to mostly dearer by up to USC26 to easier by up to USC10.

Brighter – Advanced by up to USC10 with select invoices up to USC3 below last levels.

Mediums – KTDA mediums were irregular and ranged between USC13 dearer to easier by up to USC10. Plantation mediums shed up to USC17.

Lower Medium – Mostly easier by up to USC15 but select teas gained by up to USC5.

Plainer – Ranged between USC9 dearer to easier by up to USC12.

DUST GRADES (M1)

PDUST:

Best – Met irregular interest and ranged between USC30 dearer to easier by up to USC11.

Brighter – Irregularly lost up to USC11.

Mediums – KTDA mediums saw irregular interest and varied between firm to USC11 dearer to easier by a similar margin. Plantation mediums met good but irregular enquiry at USC10 below previous levels with some teas discounted by up to USC20.

Lower Medium – Were irregularly easier by up to USC16.

Plainer – Met good but irregular absorption and ranged between steady to USC11 dearer to easier by up to USC10.



TEA NEWS AROUND THE GLOBE



MOMBASA MARKET – Continued ;

DUST1:

Best – Saw strong enquiry advancing by up to USC16 but some invoices shed up to USC7.

Brighter – Firm to USC8 above previous rates to easier by up to USC10.

Mediums – KTDA mediums were about steady to USC11 above last levels with some lines up to USC19 and USC58 dearer to easier by up to USC7. Plantation mediums were firm to USC4 dearer to easier by up to USC6.

Lower Medium – Lost up to USC7.

Plainer – Steady to USC19 dearer to easier by up to USC9.

SECONDARY GRADES (\$1)

In the Secondary Catalogues, **BPs** appreciated while **PFs** held value. Clean well sorted coloury **Fannings** were steady with **similar DUSTs** dearer. **Other Fannings** held value with **DUSTs** firm. **BMFs** were well absorbed.

QUOTATIONS	BROKENS - USC	FANNINGS - USC
Best	225 – 334	292 – 438
Good	230 – 303	271 – 336
Good Medium	200 – 288	225 – 312
Medium (KTDA)	122 – 179	140 – 262
Medium (Plantations)	138 – 176	135 – 179
Lower Medium	120 – 156	115 – 145
Plainer	098 – 125	085 – 121

AUCTION	KENYA 2024 \$	KENYA 2025 \$	TOTAL 2024 \$	TOTAL 2025 \$
13	2.03	2.18	1.99	2.09
14	2.12	2.11	2.06	2.06
15	2.35	2.11	2.23	2.04

SOURCE : AFRICA TEA BROKERS LTD.



TEA NEWS AROUND THE GLOBE



CHITTAGONG MARKET

SALE NO. 49 – 21ST APRIL 2025

CTC LEAF: 68,547 packages of tea on offer continued to meet with a selective demand.

BROKENS/FANNINGS: Limited demand continued where once again only a select few lines of teas sold at around last levels with heavier withdrawals.

DUST : 4,331 packages of tea on offer continued to meet with a selective demand. Only a few teas sold around last levels with heavy withdrawals. Blenders lent good support with fair interest from the Loose tea buyers.

COMMENTS: This was the last sale of the season (2024-2025) where the offerings comprised of reprinted teas which again met with a restricted demand. There was a slightly larger weight of New Season teas on offer which met with a stronger demand and witnessed more competition from both Blenders and the Loose tea buyer although prices were below Brokers' valuations. The better varieties ranged between Tk. 240/- and Tk.300/- whilst the Mediums fetched between Tk.210/- and Tk.230/-.

Once again, Dusts saw huge withdrawals.

Our Catalogue: (Sale 49) Avg : Tk 207.79, Sold 20.06% , (Sale 48) Avg : Tk 195.25, Sold 35.63%

Quotations – This Week – (In Taka)

Brokens	This Week		Last Week	Fannings	This week	Last Week	Dust	This week	Last Week
Best	Best	NQTA	NQTA	Best	NQTA	NQTA	PD	230	245
Good	Good	NQTA	NQTA	Good	NQTA	NQTA	RD	160-206	160
Medium	Medium	160	165-170	Medium	160	165-175	D	160-169	160-168
Plain	Plain	160	160-165	Plain	160	160-165	CD	160-248	170-206
BLF	BLF	160 nom	160 nom	BLF	160 nom	160 nom	BLF	175-225	232

Exchange Rates 21st April 2025 Sterling Pound 159.6716 Dollar: Tk. 121.0000

SOURCE : NATIONAL BROKERS LTD



TEA NEWS AROUND THE GLOBE



SILIGURI MARKET

SALE NO. 16 – 18TH APRIL 2025

1. **MARKET DESCRIPTION :**

- DEMAND – GOOD.
- LEVELS EASED, MORE SO IN THE DUST CATEGORY.
- THE WEIGHTED AVERAGE IN LEAF IS HIGHER THIS WEEK DUE TO INCREASED VOLUMES FROM ESTATES WHEN COMPARED TO LAST WEEK.
- INTERNAL BUYERS WERE ACTIVE, WITH GOOD SUPPORT FROM EXPORTERS AND MAJOR BLENDEES.

2. **TOTAL AUCTION WEIGHTED AVERAGE (₹)**

	2025-26			2024-25			UPTO SALE - 16		
	SALE - 16	SALE - 15	+/-	SALE - 16	SALE - 15	+/-	2025-26	2024-25	2023-24
LEAF	205.35	203.53	1.82	204.13	213.80	-9.67	202.68	212.23	188.69
DUST	209.57	217.91	-8.34	205.39	224.32	-18.93	210.06	216.41	190.50
TOTAL	205.79	204.67	1.12	204.23	214.57	-10.34	203.36	212.55	188.85

SOURCE: PARCON INDIA PVT LTD

SOURCE: PARCON INDIA PVT LTD



TEA NEWS AROUND THE GLOBE



KOLKATA ORTHODOX / CTC MARKET

SALE NO. 16 - 19TH APRIL 2025

1. MARKET DESCRIPTION :

- GOOD DEMAND.
- THE WHOLE LEAF AND LARGER BROKENS SOLD AT LEVELS IRREGULAR AROUND LAST.
- SMALLER BROKENS TENDED EASIER AND ALSO WITNESSED SOME WITHDRAWALS.
- FANNINGS AND SECONDARY GRADES WERE READILY ABSORBED.
- EXPORTERS TO THE MIDDLE EAST AND CIS OPERATED.

2. TOTAL AUCTION WEIGHTED AVERAGE (₹)

	WHOLE LEAF		BROKENS		FANNINGS
	1ST LINE	2ND LINE	LARGER	SMALLER	LEAFY
BEST	430-470+	390-420+	340-360+	300-340+	200-230+(N)
GOOD	390-430	340-370	310-330	270-290	170-190(N)
MEDIUM	330-360	320-350	290-310	250-270	140-165

1. MARKET DESCRIPTION :

- DEMAND - GOOD FOR ASSAM AND DOOARS ESTATES IN THE LEAF SEGMENT, FAIR FOR DOOARS BOUGHT LEAF, AND STRONG FOR ALL DUSTS
- LEVELS FOR ALL ASSAMS AND DOOARS ESTATES WERE FIRM, WITH DUSTS APPRECIATING WITH COMPETITION.
- DOOARS BOUGHT LEAF WAS IRREGULAR AROUND LAST.
- HUL WAS THE MAINSTAY IN DUST AND LENT GOOD SUPPORT IN THE LEAF, WHILE WESTERN INDIA, LOCAL DEALERS & EXPORTERS OPERATED. TCPL WAS SELECTIVE AT LOWER LEVELS IN THE LEAF CATEGORY.

2. TOTAL AUCTION WEIGHTED AVERAGE (₹)

	2025-26			2024-25			UPTO SALE - 16		
	SALE - 16	SALE - 15	+/-	SALE - 16	SALE - 15	+/-	2025-26	2024-25	2023-24
LEAF	216.35	192.52	23.83	232.22	201.16	31.06	195.25	216.71	193.77
DUST	297.08	289.16	7.92	286.46	233.00	53.46	286.83	271.38	231.15
TOTAL	236.34	210.68	25.66	240.54	203.44	37.10	212.43	222.92	199.08

SOURCE: PARCON INDIA PVT LTD



UPCOMING AUCTION DETAILS

Auction No.	17		16	
Dates	05 th / 07 th May 2025		28 th / 29 th April 2025	
	No. of Lots	Qty – kg	No. of Lots	Qty – kg
Ex-Estate	918	923,310	944	949,861
Main Sale Total	11,503	5,486,630	11,578	5,496,168
High & Medium	2,246	1,068,542	2,112	1,024,630
Low Grown – Leafy	2,072	836,181	2,317	914,475
Low Grown – Semi Leafy	1,690	729,250	1,709	743,600
Low Grown Tippy	1,960	937,606	2,071	978,292
Premium / Flowery	335	50,543	372	58,120
Off Grades	2,581	1,316,962	2,366	1,204,279
Dust	619	547,546	631	572,772
Grand Total	12,421	6,409,940	12,522	6,446,029
Reprints	821	427,296	1,013	479,057
Total No. of Lots on Offer	12,421		12,522	
Total Quantity on Offer (kg)	6,409,940		6,446,029	



SCHEDULED CLOSING DATES

Auction No.	Date of Sale	Ex-Estate	Main Sale
18	14 th May 2025	24/04/2025	24/04/2025
19	20 th / 21 st May 2025	02/05/2025	02/05/2025
20	27 th / 28 th May 2025	08/05/2025	08/05/2025

PROMPT DATES

Auction No.	Buyers	Sellers
16	05/05/2025	06/05/2025
17	14/05/2025	15/05/2025
18	20/05/2025	21/05/2025



ORDER OF SALE (SALE NO. 16 – 28TH / 29TH APRIL 2025)

Main Sale Order – 1 (Leafy / Semi Leafy / Tippy / Premium / 1A)	Main Sale Order – 2 (H & M / Off Grade / Dust)	Ex-Estate
JOHN KEELLS PLC	MERCANTILE PRODUCE BROKERS (PVT) LTD	EASTERN BROKERS. LTD.
LANKA COMMODITY BROKERS LTD	ASIA SIYAKA COMMODITIES PLC.	JOHN KEELLS PLC
BARTLEET PRODUCE MARKETING (PVT) LTD	JOHN KEELLS PLC	BARTLEET PRODUCE MARKETING (PVT) LTD
MERCANTILE PRODUCE BROKERS (PVT) LTD	EASTERN BROKERS. LTD.	CEYLON TEA BROKERS PLC
FORBES & WALKER TEA BROKERS (PVT) LTD	CEYLON TEA BROKERS PLC	LANKA COMMODITY BROKERS LTD
EASTERN BROKERS. LTD.	LANKA COMMODITY BROKERS LTD	ASIA SIYAKA COMMODITIES PLC.
ASIA SIYAKA COMMODITIES PLC.	BARTLEET PRODUCE MARKETING (PVT) LTD	FORBES & WALKER TEA BROKERS (PVT) LTD
CEYLON TEA BROKERS PLC	FORBES & WALKER TEA BROKERS (PVT) LTD	MERCANTILE PRODUCE BROKERS (PVT) LTD

[RR : HR / SG]



HOLIDAY NOTICE



We wish to inform all our valued Clients that our Head Office, Sample Room and Stores will be closed for business on the following day.

01st May 2025

Thursday

May Day



COLOMBO TEA TRADERS' ASSOCIATION

THE OFFICE OF THE CTTA, NO. 50, NAVAM MAWATHA, COLOMBO 02.
TELEPHONE: 011 5588848, 5588849; E-MAIL ; HEMARATNE@CTTA.LK / NISANSALA@CTTA.LK

CIRCULAR NO. 08 OF 2025

APRIL 09, 2025

RESCHEDULING - SALE NO 17

This serves to inform you that Sale No.17 is rescheduled to Monday 05th May and Wednesday 07th May 2025 due to the local government elections schedule for Tuesday, 06th May 2025.

Please note that all other details and auction times will remain unchanged.

OFFICE OF THE CTTA
THE COLOMBO TEA TRADERS' ASSOCIATION





“

The only limit to our realization of tomorrow will be
our doubts of today.

– Franklin D. Roosevelt

”