



TEA MARKET REPORT

JOHN KEELLS PLC

SALE NO.16 – 26TH / 27TH APRIL 2022

ORDER OF SALE (SALE NO. 16 – 26TH / 27TH APRIL 2022)

Main Sale Order – 1 (Leafy / Semi Leafy / Tippy / Premium / 1A)	Main Sale Order – 2 (H & M / Off Grade / Dust)	Ex-Estate
Bartleet Produce Marketing (Pvt) Ltd	Mercantile Produce Brokers (Pvt) Ltd	Lanka Commodity Brokers Ltd
Mercantile Produce Brokers (Pvt) Ltd	Asia Siyaka Commodities PLC.	Bartleet Produce Marketing (Pvt) Ltd
Eastern Brokers. Ltd.	JOHN KEELLS PLC	JOHN KEELLS PLC
Forbes & Walker Tea Brokers (Pvt) Ltd	Eastern Brokers. Ltd.	Ceylon Tea Brokers PLC
Lanka Commodity Brokers Ltd	Ceylon Tea Brokers PLC	Eastern Brokers. Ltd.
JOHN KEELLS PLC	Lanka Commodity Brokers Ltd	Forbes & Walker Tea Brokers (Pvt) Ltd
Asia Siyaka Commodities PLC.	Bartleet Produce Marketing (Pvt) Ltd	Asia Siyaka Commodities PLC.
Ceylon Tea Brokers PLC	Forbes & Walker Tea Brokers (Pvt) Ltd	Mercantile Produce Brokers (Pvt) Ltd



AUCTION DETAILS

Auction No.	16	
Dates	26 th / 27 th April 2022	
	No. of Lots	Qty – kg
Ex Estate	669	763,527
Main Sale Total	9,988	5,059,992
High & Medium	1,507	769,433
Low Grown - Leafy	1,885	793,703
Low Grown - Semi Leafy	1,379	609,231
Low Grown Tippy	2,020	1,069,476
Premium / Flowery	367	66,242
Off Grades	2,355	1,303,464
Dust	475	448,443
Grand Total	10,657	5,823,519
Reprints	155	84,453
Total No. of Lots Offered	10,657	
Total Quantity Offered (kg)	5,823,519	

PROMPT DATES

Auction No.	Buyers	Sellers
16	04/05/2022	05/05/2022

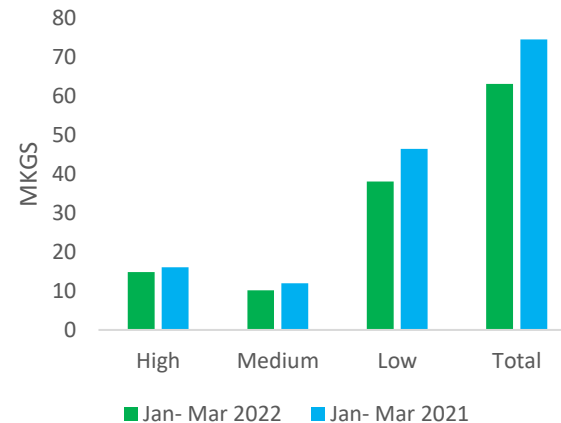
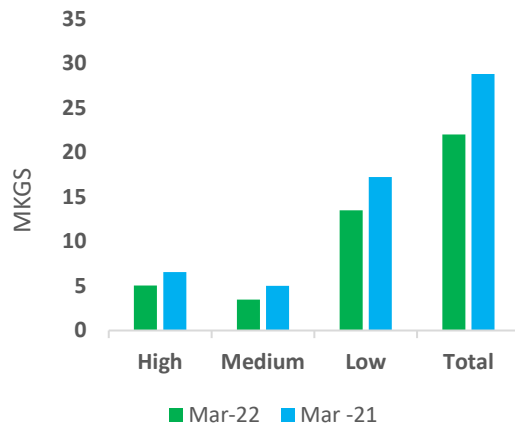


COMMENTS



Sri Lanka harvested a crop of 22Mkg during the Month of March 2022 which is a negative variance of 24% when compared to the crop harvested in March 2021. The main contributor for the 22Mkg was from the Low Grown planting districts with 61.4%, followed by the High Grown at 22.9% and the Medium Grown at 15.8%. When compared with the 2021 harvest, negative variances have been recorded in the High Grown at 23%, Medium Grown at 31%, and the Low Grown at 22%.

Tea Production March 2022								
Black Tea Production According To Elevations								
Elevation	March (Kg)				January to Date (Kg)			
	2022	2021	Change	% Change	2022	2021	Change	% Change
High	5,033,743	6,557,893	-1,524,150	-23%	14,866,177	16,070,697	-1,204,520	-7.50%
Medium	3,473,041	5,006,587	-1,533,546	-31%	10,183,929	11,971,934	-1,788,005	-14.93%
Low	13,509,104	17,245,432	-3,736,328	-22%	38,049,277	46,470,347	-8,421,070	-18.12%
Total	22,015,889	28,809,912	-6,794,023	-24%	63,099,382	74,512,978	-11,413,596	-15.32%



COMMENTS – Continued;



The 0.76Mkg of Ex-Estate teas on offer met with lower demand. Select Best Western High Grown BOPs were easier, the below best and plainer varieties too followed a similar trend. Select Best Western High Grown BOPFs declined substantially, however the below best and plainer varieties eased to a lesser extent. Nuwara Eliya BOPs declined, the BOPFs too were lower from last week's levels. Udapusellawa BOP/ BOPFs declined. The Uva BOPs too were easier, the BOPFs were barely steady. Low Grown CTC BP1s gained substantially, the PF1s too followed a similar trend. The High and Medium BP1s gained irregularly, however the PF1s mostly declined.

The 2.5Mkg of Low Grown teas which were on offer continued to attract good demand. In the Leafy segment, OPs were dearer. OPAs met with excellent demand. Better OP1s witnessed improved levels, others too appreciated from last week. In the Semi Leafy segment, BOP1s met with improved interest. Pekoe varieties were dearer to last levels. Pekoe1 met with good demand. In the Small Leaf segment, All FBOPs met with improved demand, FBOPFs were firm to dearer. Well-made FBOPF1s met with improved demand, others were irregularly lower. BOPF.SPs, BOPFs and BOP.SPs met with good demand whilst BOPs too followed a similar trend. Select best range in the Premium Flowery segment showed improved demand, others too were firm to dearer.

Russia, Iran and the C.I.S countries lent excellent support whilst improved interest was witnessed from Turkey. Libya and Iraq were active.

ALL TIME RECORD PRICES OBTAINED IN THE JK PLC CATALOGUE

Garden Mark	Grade	Price Rs.	Category	Management Company/ Proprietor
Uva Highlands	BOPF.SP	1660/-	Uva High	Malwatte Valley Plantations PLC
Telbedde	BOP1	2500/-	Uva Medium	Balangoda Plantations PLC
Hingalgoda CTC	PF1	1980/-	CTC Low	Tea Smallholder Factories PLC
Hingalgoda CTC	PF	1300/-	Off Grades	Tea Smallholder Factories PLC





MARKET DESCRIPTION

Western Teas

Select best BOPs were irregularly lower, the below best and plainer varieties declined by Rs.100/- to Rs.150/- at times. Select best BOPFs eased by Rs.100/- to Rs.200/- on average and at times more, the below best and plainer varieties declined by Rs.100/- to Rs.150/- on average. Medium BOPs were irregularly easier, the BOPFs declined by Rs.100/- to Rs.150/-.

Nuwara Eliya Teas

BOPs were irregularly easier, the BOPFs too eased by Rs.200/- on average.

Uva Teas

BOPs were easier by Rs.100/-, the BOPFs too were barely steady. Udupussellawa BOPs declined by Rs.100/- to Rs.150/-, the BOPFs too were lower by a similar margin.

CTC Teas

Low Grown BP1s were substantially dearer and gained as much as Rs.200/- to Rs.300/- at times. Low Grown PF1s too were dearer and appreciated by Rs.150/- to Rs.200/-. High and Medium Grown BP1s gained by Rs.20/- to Rs.40/-, the PF1s were irregularly lower.

QUOTATIONS

	BOP – RS.	BOPF – RS.
Good Westerns	1470 – 1700	1520 – 1720
Average Westerns	1320 – 1460	1320 – 1500
Plainer Westerns	1050 – 1300	1040 – 1300
Western Mediums	1020 – 2000	1000 – 1420
Uva Teas	1100 – 1660	940 – 1520
Nuwara Eliya Teas	1880	1300 – 1420
Uda Pussellawa Teas	1260 – 1360	1040 – 1300
CTC (BP1 and PF1)	720 – 1560	820 – 1980





MARKET DESCRIPTION

Low Grown

Wiry OP1s along with the bolder types gained by Rs.100/- to Rs.150/-, stalky secondaries however met with irregular demand. Well-made OPs gained by Rs.80/- to Rs.100/-, secondaries too were substantially dearer. OPAs maintained a similar market as OPs. Better twisted BOP1s gained by Rs.80/- to Rs.100/-, bolder types too gained by a similar margin. Well-made Pekoes along with the bolder invoices gained by Rs.80/- to Rs.100/- and more at times. Select best and best Pekoe1s gained by Rs.100/- and more as the sale progressed, secondaries too gained by a similar margin.

Select best and best BOPs were dearer by Rs.20/- to Rs.30/-, below best and secondary types were firm. BOP.SP.s and BOPF.SP.s met with good demand. BOPFs followed a similar trend. Select best well-made FBOPF1s were dearer by Rs.50/- to Rs.60/-, best and below best types met with irregular demand, secondaries were firm. Well-made FBOPs in the select best category were dearer by Rs.30/- to Rs.40/-, best types too were dearer by Rs.20/- to Rs.30/-, others were firm. FBOPF varieties met with very good demand. All Premium Flowery teas met with good demand.

Off Grades

Select best and best FGS1 were dearer by Rs.30/- to Rs.50/-, below best and poorer types were firm. Select best and best BMs were dearer by Rs.50/- to Rs.80/-, below best and poorer types were firm. All BPs were dearer by Rs.30/- to Rs.50/-. Select best BOP1As were firm, others were irregularly lower by Rs.20/- to Rs.30/-.

Dust

Select best and best Dust1s were lower by Rs.25/- to Rs.30/-, below best types depreciated by Rs.30/- to Rs.35/-, poorer sorts were lower by Rs.20/- to Rs.25/-. High and Medium CTCs depreciated by Rs.10/- to Rs.20/- and more at times as the sale progressed. Low Grown CTCs met with fair demand and sold at last levels. Low Grown Dust/ Dust1s depreciated by Rs.10/- to Rs.20/-.



QUOTATIONS

	Select Best	Best	Below Best	Others
LIQUORING				
DUST-1	1100.00 - 2100.00	950.00 - 1080.00	850.00 - 940.00	790.00 - 840.00
OFF GRADES				
FGS1	1200.00 - 1340.00	1000.00 - 1190.00	800.00 - 990.00	510.00 - 790.00
FGS	1000.00 - 1220.00	880.00 - 990.00	780.00 - 870.00	400.00 - 770.00
LOW GROWNS				
FBOPF / FFSP / FFEXSP	3300.00 - 6500.00	2300.00 - 3200.00	1700.00 - 2200.00	1000.00 - 1600.00
BOP	1700.00 - 2350.00	1300.00 - 1600.00	1100.00 - 1250.00	850.00 - 1050.00
BOPSP	1700.00 - 2300.00	1300.00 - 1600.00	1100.00 - 1250.00	850.00 - 1050.00
BOPF	1600.00 - 2500.00	1200.00 - 1500.00	900.00 - 1100.00	700.00 - 820.00
FBOPF1	1700.00 - 3100.00	1400.00 - 1600.00	1100.00 - 1350.00	800.00 - 1050.00
FBOP	2000.00 - 3350.00	1600.00 - 1900.00	1300.00 - 1500.00	900.00 - 1200.00
BOP1	3400.00 - 4150.00	2800.00 - 3350.00	2200.00 - 2600.00	1500.00 - 1800.00
OP1	3300.00 - 4300.00	2700.00 - 3250.00	2400.00 - 2650.00	1000.00 - 1600.00
OP	2500.00 - 3000.00	2000.00 - 2300.00	1700.00 - 1950.00	1100.00 - 1400.00
OPA	1700.00 - 2530.00	1450.00 - 1600.00	1200.00 - 1400.00	950.00 - 1150.00
PEKOE	1700.00 - 2750.00	1400.00 - 1650.00	1200.00 - 1350.00	1000.00 - 1150.00
PEKOE1	2200.00 - 2800.00	1600.00 - 2000.00	1250.00 - 1500.00	1000.00 - 1150.00
DUST / DUST1	900.00 - 1520.00	800.00 - 880.00	700.00 - 790.00	650.00 - 690.00



- **Top Prices**
- **Colombo Auction Averages**
- **All Brokers Private Sale Figures**



TOP PRICES (SALE NO. 16 – 26TH / 27TH APRIL 2022)



WESTERN HIGH			
BOP		Somerset	1700.00
BOPSP	+	Queensberry	1700.00
BOPF/BOPFSP		Lethenty	1720.00
FBOP/FBOP1	+	Torrington	2400.00
FBOPF/FBOPF1	+	Glenloch	1920.00
BOP1	+	Torrington	2750.00
OP/OPA	*	Venture	1720.00
		Weddemulla	1720.00
		Bogahawatte	1720.00
		Torrington	1720.00
		Bambrakelly	1720.00
OP1	+	Torrington	2600.00
PEKOE/PEKOE1	+	Torrington	2150.00

UVA HIGH			
BOP	*	Glenanore	1780.00
BOPSP	+	Spring Valley	1820.00
BOPF/BOPFSP	*+	Uva Highlands	1660.00
FBOP/FBOP1	+	Aislaby	2250.00
FBOPF/FBOPF1	+	Uvakellie	1880.00
	+	Oodoowerre	1880.00
BOP1	+	Craig	2600.00
OP/OPA		Glenanore	1860.00
OP1	+	Glenanore	2750.00
PEKOE/PEKOE1		Ranaya	2200.00

NUWARA ELIYA			
BOP		Mahagastotte	1880.00
BOPF/BOPFSP		Kenmare	1240.00
FBOP/FBOP1		Mahagastotte	2700.00
OP/OPA		-	
PEKOE/PEKOE1	+	Mahagastotte	2500.00

WESTERN MEDIUM			
BOP	++	Harangalla	2000.00
BOPSP	+	Hatale	1940.00
BOPF/BOPFSP		Vellai Oya	1420.00
FBOP/FBOP1	+	Rilagala	3050.00
FBOPF/FBOPF1	+	Harangalla	2100.00
	+	Dartry Valley	2100.00
BOP1	+	Dartry Valley	2700.00
OP/OPA	+	Orange Field	1800.00
OP1	+	Hatale	2700.00
	+	Orange Field	2700.00
PEKOE/PEKOE1	+	Imboolpitiya	2350.00
	+	Cooroondoowatte	2350.00
	+	Datry Valley	2350.00
	+	Harangalla	2350.00

UVA MEDIUM			
BOP	+	Demodera 'S'	1860.00
BOPSP	+	Halpewatte Uva	1980.00
BOPF/BOPFSP	+	Dickwella	1880.00
FBOP/FBOP1	++	Glen Alpin	2400.00
	++	Halpewatte Uva	2400.00
FBOPF/FBOPF1	+	Dickwella	2050.00
BOP1	*+	Telbedde	2500.00
	+	Halpewatte Uva	2500.00
	+	Meddakanda	2500.00
	+	Glen Alpin	2500.00
	+	Demodera 'S'	2500.00
OP/OPA		Glen Alpin	1780.00
OP1	+	Telbedde	2700.00
PEKOE/PEKOE1	+	Dickwella	2250.00

CTC LOW			
PF1	*+	Hingalgoda CTC	1980.00
	+	Kalubowitiyana CTC	1980.00
	+	Liyonta CTC	1980.00
	+	New Galbode CTC Super	1980.00
BP1	+	Cecilayan CTC	1560.00
BPS		-	
OF	+	Peakwatta CTC	790.00

UDA PUSSELLAWA			
BOP		Kirklees	1360.00
BOPSP	+	Delmar	1500.00
BOPF/BOPFSP		Liddesdale	1300.00
FBOP/FBOP1		Delmar	1820.00
FBOPF/FBOPF1	+	Blairlomond	1920.00
BOP1		Alma	1320.00
OP/OPA	+	Delmar	1800.00
OP1		Blairlomond	1640.00
PEKOE/PEKOE1	+	Blairlomond	1860.00

CTC HIGH			
PF1	*	Ulugedara CTC	1380.00
		Dunsinane CTC	1380.00
BP1		Florence CTC	770.00
BPS		-	
OF		-	

CTC MEDIUM			
PF1	*	New Peacock CTC	1440.00
BP1	+	Donside CTC	980.00
BPS		Strathdon CTC	720.00
OF		-	



TOP PRICES (SALE NO. 16 – 26TH / 27TH APRIL 2022)



LOW			
BOP	+	Golden Garden	2350.00
	+	Wathurawila	2350.00
	+	Mahaliyadda	2350.00
	+	Makandura	2350.00
BOPSP	+	Suduwelipothahena Super	2300.00
	*	Cee Tee Hills	2250.00
	*	Arbour Valley	2250.00
	*	Kiruwanaganga	2050.00
BOPF	+	Pothotuwa	2500.00
BOPFSP	+	Mahaliyadda	2300.00
FBOP		Sithaka	3350.00
		New Vithanakande	2950.00
	*	Kiruwanaganga	2900.00
FBOP1		Sithaka	2900.00
FBOPF		Fortune	3050.00
FBOPF1		Sanasa	3100.00
	*	Berubeula	2700.00
BOP1	+	New Vithanakanda	4150.00
	+	Pothotuwa	4150.00
OP1	+	Lumbini	4300.00
OP	+	New Deniyaya	3000.00
OPA	+	A C U Super	2530.00
PEKOE	+	Green House	2750.00
PEKOE1	+	Anderadeniya Super	2800.00

PREMIUM			
FBOPFSP		Uplands	6500.00
FBOPFEXSP		Yalta	6100.00
FBOPFEXSP1	++	Lihiniyawa	5900.00

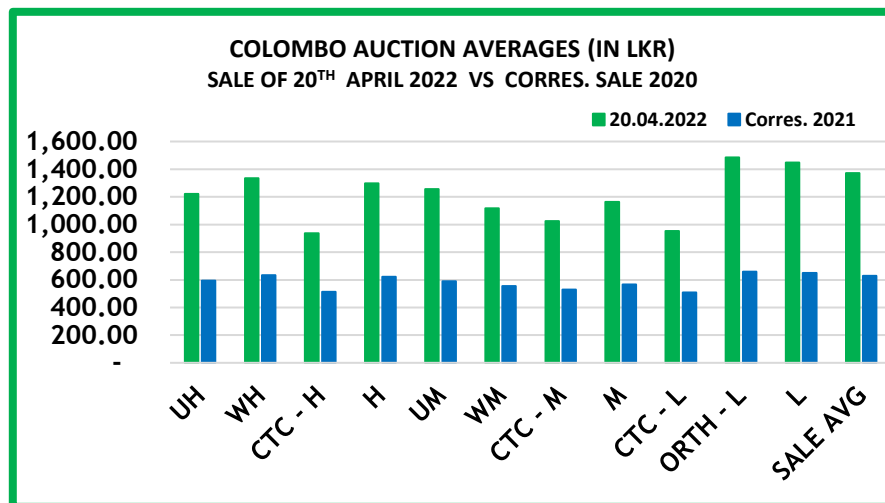
DUST			
DUST1	+	Wattegodde	2100.00
P.DUST	*	Ceciliyan CTC	1380.00

OFF GRADES			
FNGS/FNGS1	+	Mahagastotte	1420.00
	*	Kotiyagalla	1380.00
PFNGS	*+	Hingalgoda CTC	1300.00
BM	+	Gunawardena	1680.00
BP	+	Court Lodge	1940.00
BOP1A	+	Chandrika Estate	1700.00

**	MORE THAN ONE TOP PRICE OBTAINED
*	TEAS SOLD BY JOHN KEELLS PLC
+	ALL TIME RECORD PRICE
++	ALL TIME RECORD PRICE EQUALED

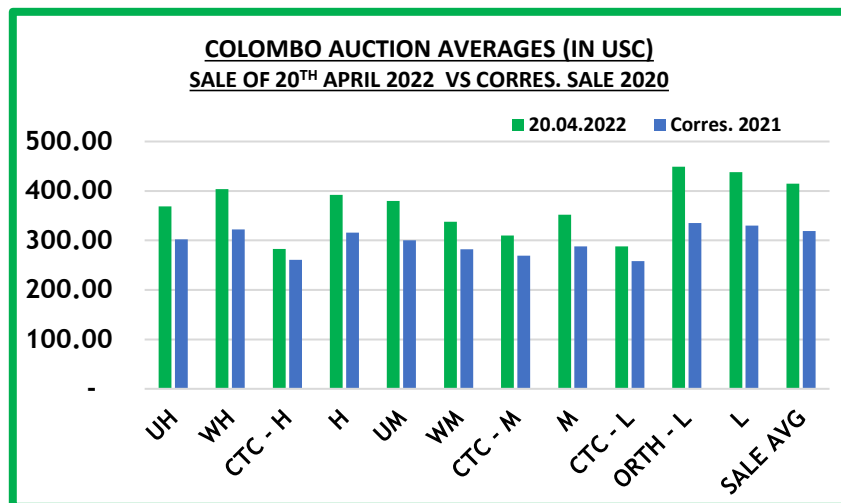


COLOMBO AUCTION AVERAGES



	Sale of 05/04/2022In LKR	Sale of 20/04/2022 In LKR	Corres. 2021 In LKR
Uva High Grown	1093.35	1220.53	593.51
Western High Grown	1029.37	1334.28	634.29
CTC High Grown	805.59	936.42	512.83
Summary of High Grown	1049.10	1296.36	621.95
Uva Medium Grown	1145.13	1256.09	589.71
Western Medium Grown	983.88	1116.28	554.61
CTC Medium Grown	784.37	1024.10	528.67
Summary of Medium Grown	1039.83	1163.79	565.81
CTC Low Grown	791.63	952.38	507.64
Orthodox Low Grown	1300.77	1484.45	658.49
Summary of Low Grown	1265.99	1447.13	648.82
TOTAL SALE AVERAGE	1190.28	1370.58	628.55

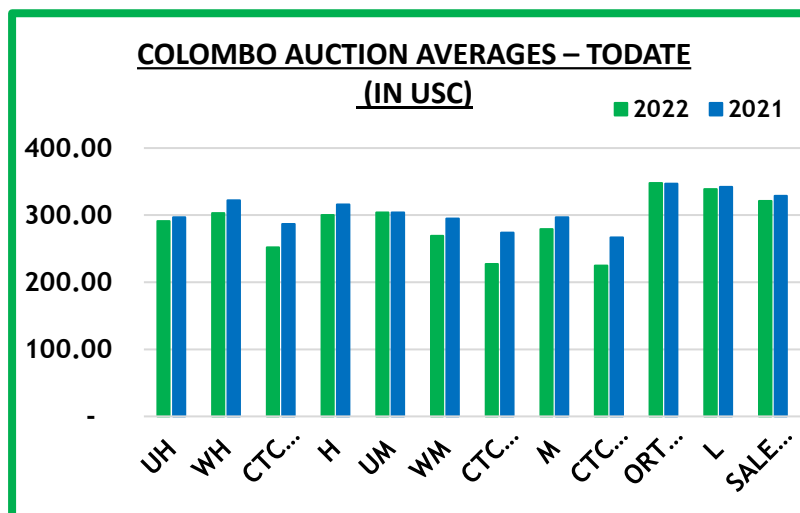
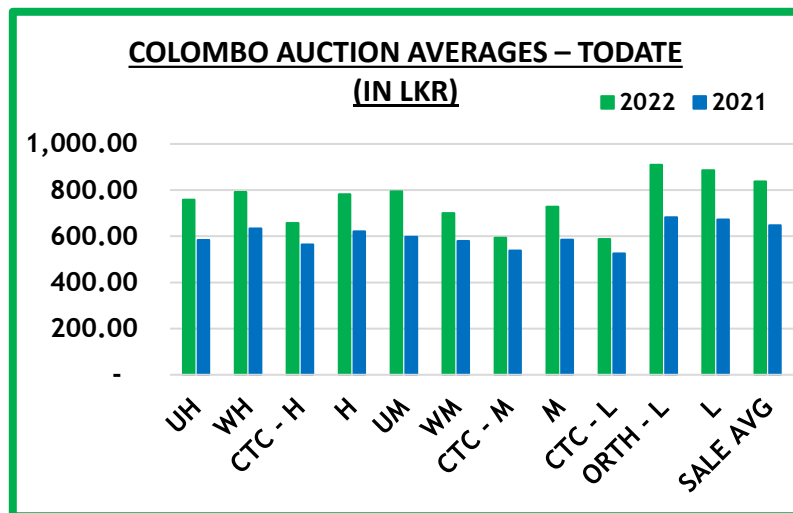
COLOMBO AUCTION AVERAGES



	Sale of 05/04/2022 In USC	Sale of 20/04/2022 In USC	Corres. 2021 In USC
Uva High Grown	369	369	302
Western High Grown	348	404	322
CTC High Grown	272	283	261
Summary of High Grown	354	392	316
Uva Medium Grown	387	380	300
Western Medium Grown	332	338	282
CTC Medium Grown	265	310	269
Summary of Medium Grown	351	352	288
CTC Low Grown	267	288	258
Orthodox Low Grown	439	449	335
Summary of Low Grown	428	438	330
TOTAL SALE AVERAGE	402	415	319



COLOMBO AUCTION AVERAGES



January to Date (Sale No.15)	2022 LKR	2021 LKR	2022 USC	2021 USC
Uva High Grown	758.77	584.24	291	297
Western High Grown	792.23	633.49	303	322
CTC High Grown	657.63	564.58	252	287
Summary of High Grown	782.78	620.87	300	316
Uva Medium Grown	794.25	597.24	304	304
Western Medium Grown	701.03	580.24	269	295
CTC Medium Grown	593.21	538.53	227	274
Summary of Medium Grown	728.18	584.95	279	297
CTC Low Grown	588.64	525.62	225	267
Orthodox Low Grown	909.32	682.98	348	347
Summary of Low Grown	885.66	672.65	339	342
TOTAL SALE AVERAGE	837.48	647.88	321	329



COLOMBO AUCTION AVERAGES

FROM 01 ST TO 20 TH APRIL 2022	LKR
Uva High Grown	1136.43
Western High Grown	1174.96
Summary of High Grown	1162.67
Uva Medium Grown	1199.79
Western Medium Grown	1043.15
Summary of Medium Grown	1095.95
Summary of Low Grown	1349.98
TOTAL SALE AVERAGE	1271.68



ALL BROKERS PRIVATE SALE FIGURES (FOR THE PERIOD – 18TH TO 23RD APRIL 2022)

	WEEKLY	TODATE
High & Medium	39,517.25	534,310.20
Low	10,623.00	88,834.75
Green Tea	46,974.00	440,121.30
Organic Tea	2,846.00	104,388.00
BMF	66,435.00	1,976,297.00
Direct Sales	-	-
Forward Contract	36,440.00	628,080.00





- **Crop and Weather**
- **Crop Figures**
- **Tea News**
- **Holiday Notice**

CROP AND WEATHER - FOR THE PERIOD OF – 18TH TO 24TH APRIL 2022



Western

Bright mornings with evening showers were experienced throughout the week in Agarapatana, Bogowantalawa, Talawakelle and Dickoya districts.



Nuwara Eliya

Dry weather conditions prevailed during the morning hours, whilst evening showers were experienced throughout the week in Nuwara Eliya and Kandapola.



Uva

Badulla and Haputale districts experienced bright mornings with heavy rainfall in the evenings.



Low Grown

Bright daytime weather with evening showers were recorded throughout the week in Ratnapura, Galle and Deniyaya districts.



Crop

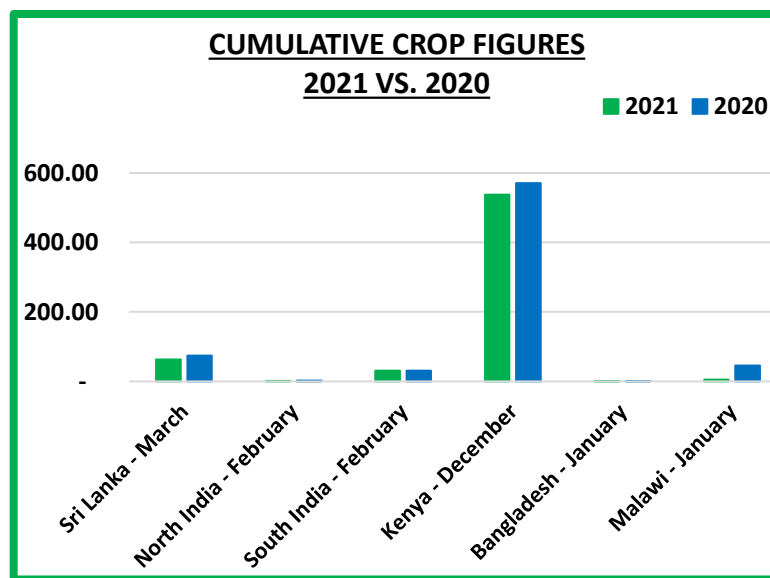
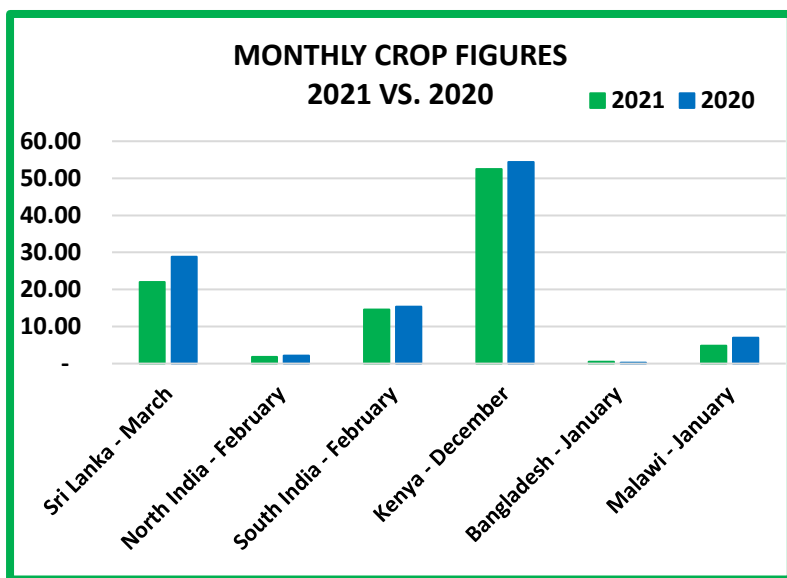
Crop intakes are moderate.



CROP FIGURES OF MAJOR PRODUCING & EXPORTING COUNTRIES

Country	Month	2021 * 2022	2020 * 2021	Cumulative + Inc. / Dec.	Cumulative	2021 * 2022	2020 * 2021	Cumulative + Inc. / Dec.
Sri Lanka	March	22.01	28.80	- 6.79	Upto March	63.09	74.51	- 11.4
North India	February	* 1.81(E)	2.18	- 0.37	Upto February	* 1.81(E)	2.18	- 0.37
South India	February	14.60(E)	15.32	- 0.72	Upto February	30.45(E)	31.21	- 0.76
Kenya	December	52.52	54.41	- 1.89	Upto December	537.83	570.46	- 32.63
Bangladesh	January	0.507	0.286	+ 0.221	Upto January	0.507	0.286	+ 0.221
Malawi	January	4.8	7.0	- 2.2	Upto January	4.8	7.0	- 2.2

(E) - Estimated





SRI LANKA TEA CROP

We give below the Sri Lanka Tea Crop for the month of March 2022 together with January / March 2022, and the corresponding figures for 2021.

	MARCH		JANUARY – MARCH	
	2022	2021	2022	2021
ORTHODOX				
High Grown	4,528,387	5,931,033	13,207,740	14,340,516
Medium Grown	2,945,256	4,030,299	8,267,067	9,564,072
Low Grown	12,626,434	16,124,577	35,395,631	43,423,060
TOTAL	20,100,077	26,085,908	56,870,437	67,327,648
CTC				
High Grown	437,811	502,451	1,383,055	1,389,455
Medium Grown	478,345	854,325	1,703,451	2,172,360
Low Grown	882,403	1,120,856	2,652,870	3,045,197
TOTAL	1,798,559	2,477,632	5,739,376	6,607,012
TOTAL BLACK PRODUCTION				
High Grown	4,966,198	6,433,484	14,590,795	15,729,971
Medium Grown	3,423,601	4,884,624	9,970,518	11,736,432
Low Grown	13,508,837	17,245,432	38,048,501	46,468,257
TOTAL	21,898,636	28,563,540	62,609,813	73,934,660
GREEN TEA				
High Grown	67,546	124,409	275,382	340,726
Medium Grown	49,440	121,963	213,411	235,502
Low Grown	267	-	776	2,090
TOTAL	117,253	246,372	489,569	578,318
TOTAL PRODUCTION				
High Grown	5,033,743	6,557,893	14,866,177	16,070,697
Medium Grown	3,473,041	5,006,587	10,183,929	11,971,934
Low Grown	13,509,104	17,245,432	38,049,277	46,470,347
TOTAL	22,015,889	28,809,912	63,099,382	74,512,978

SOURCE : SRI LANKA TEA BOARD



SRI LANKA TEA CROP - Continued;



Tea Production March 2022								
Black Tea Production According To Elevations								
Elevation	March (Kg)				January to Date (Kg)			
	2022	2021	Change	% Change	2022	2021	Change	% Change
High	5,033,743	6,557,893	-1,524,150	-23%	14,866,177	16,070,697	-1,204,520	-7.50%
Medium	3,473,041	5,006,587	-1,533,546	-31%	10,183,929	11,971,934	-1,788,005	-14.93%
Low	13,509,104	17,245,432	-3,736,328	-22%	38,049,277	46,470,347	-8,421,070	-18.12%
Total	22,015,889	28,809,912	-6,794,023	-24%	63,099,382	74,512,978	-11,413,596	-15.32%
Tea Production According To Categories								
Production	March (Kg)				January to Date (Kg)			
	2022	2021	Change	% Change	2022	2021	Change	% Change
Orthodox	20,100,077	26,085,908	-5,985,831	-23%	56,870,437	67,327,648	-10,457,211	-15.53%
CTC	1,798,559	2,477,632	-679,073	-27%	5,739,376	6,607,012	-867,636	-13.13%
Green Tea	117,253	246,372	-129,119	-52%	489,569	578,318	-88,749	-15.35%
Total	22,015,889	28,809,912	-6,794,023	-24%	63,099,382	74,512,978	-11,413,596	-15.32%

SOURCE : SRI LANKA TEA BOARD



TEA NEWS AROUND THE GLOBE

MOMBASA MARKET

SALE NO. 17 – SALE OF 25TH / 26TH & 27TH APRIL 2022

Fairly good demand for the 190,500 packages (12,483,691.00 kilos) in the market with 14.35% neglected.

OFFERINGS

Leaf Grades	-	109,140 packages (7,133,404.00 kilos) – 14.57% unsold.
Dust Grades	-	51,920 packages (3,876,686.00 kilos) – 6.36% unsold.
Secondary Grades	-	29,440 packages (1,473,601.00 kilos) – 27.65% unsold.

MARKETS

Egyptian Packers, Pakistan Packers and **Bazaar** maintained useful interest with **Yemen, other Middle Eastern countries, Kazakhstan** and **other CIS nations** lending good support while **UK** were more selective. There was reduced enquiry from **Sudan** and **Afghanistan** with only minimal purchases from **Iran**. **Russia** remained absent. **Local Packers** were selective on price. **Somalia** were active at the lower end of the market.

LEAF GRADES (M2)

BP1:

Best – Met irregular interest due to price adjustment and ranged between firm to USC50 dearer to easier by up to USC58.

Brighter – Varied between steady to USC10 dearer with selected improved teas advancing by up to USC56 to easier by USC10.

Mediums – KTDA mediums were fully firm at last rates where sold but a number of invoices remained unsold due to price limits; plantation mediums shed up to USC6.

Lower Mediums – Were irregular ranging between steady to USC12 up on previous prices to easier by up to USC14.

Plainer – Varied between firm to USC20 dearer to easier by a similar margin.

PF1:

Best – Were mostly dearer by USC2 to USC16 but some lines lost up to USC11.

Brighter – Ranged between steady to USC4 dearer to easier by up to USC12.

Mediums – KTDA mediums were firm with a few invoices advancing by up to USC14 following quality while plantation mediums lost up to USC13.

Lower Mediums – Met irregular interest varying between firm to USC17 dearer to easier by USC6.

Plainer – Ranged between firm to USC9 dearer to easier by USC18.

DUST GRADES (M1)

PDUST:

Best – Mostly steady to USC16 above previous levels but a few lines lost up to USC6.

Brighter – Were irregular varying between firm to USC7 dearer to easier by up to USC6 with a few invoices shedding up to USC21.

Mediums – KTDA mediums were fully firm on last rates while plantation mediums met irregular interest and varied between steady to USC8 dearer to easier by a similar margin.

Lower Medium – Advanced by up to USC14 but a few invoices shed up to USC10.

Plainer – were steady to USC24 dearer.



TEA NEWS AROUND THE GLOBE



MOMBASA MARKET – Continued ;

DUST1:

Best – Held firm to USC6 dearer.

Brighter – Steady to USC8 above last prices.

Mediums – KTDA mediums advanced by USC2 to USC7 while plantation mediums saw irregular enquiry appreciating by up to USC10 to USC8 below previous rates.

Lower Medium – Ranged between firm to USC8 dearer to easier by USC5.

Plainer – Well competed for and advanced by up to USC18.

SECONDARY GRADES (S1)

In the Secondary Catalogues, best **BP**s were steady while others tended easier with **PF**s firm. Clean well sorted coloury **Fannings** held value with **similar DUST**s steady. **Other Fannings** barely maintained while **DUST**s held value. **BMF**s were readily absorbed.

QUOTATIONS	BROKENS	FANNINGS
Best	265 – 402	269 – 332
Good	250 – 370	268 – 294
Good Medium	246 – 278	268 – 282
Medium (KTDA)	260 – 268	250 – 272
Medium (Plantations)	195 – 244	214 – 255
Lower Medium	130 – 210	138 – 247
Plainer	084 – 192	113 – 201

AUCTION	KENYA 2021 \$	KENYA 2022 \$	TOTAL 2021 \$	TOTAL 2022 \$
14	1.88	2.54	1.81	2.39
15	1.91	2.54	1.84	2.38
16	1.90	2.52	1.82	2.40

SOURCE : AFRICA TEA BROKERS LTD.



TEA NEWS AROUND THE GLOBE



CHITTAGONG MARKET

SALE NO.01 – 25TH APRIL 2022

CTC LEAF: 17,730 packages of Current Season teas on offer met with quite a good demand.

BROKEN: Well made Medium Broken were in strong demand and generally sold above Brokers' price ideas and fetching between Tk.235/- and Tk.245/- per kg. Smaller Broken particularly well the brightest varieties were strongly competed for and sold substantially above valuations and prices varied between Tk. 245/- and Tk.255/- per kg. Other types were also well supported and rates for these ranged between Tk. 225/- and Tk.230/- per kg. Plain types met with fair demand and sold between Tk.208/- and Tk.215/- per kg. with some withdrawals. BLF teas met with a selective market and proved difficult of sale and generally sold around Tk. 130/- to Tk. 155/- per kg with quite heavy withdrawals.

FANNINGS: Well made good liquoring varieties were in strong demand and realised rates between Tk.240/- and Tk. 250/- per kg. Medium varieties met with a good demand at rates between Tk. 220/- and Tk. 230/- per kg. Plain types met with fair interest and could be sold between Tk. 210/- and Tk. 215/- per kg. However, there were some withdrawals. BLF teas were difficult of sale and prices for these ranged between Tk. 130/- and Tk. 155/- per kg with heavy withdrawals.

CTC DUST: 3,379 packages of Current Season teas on offer met with strong demand. Good liquoring Ds and CDs met with good competition and sold at a range between Tk. 280/- and Tk.428/-. Others also sold well in line with quality. However, PDs and RDs were less in demand and sold Tk. 5/- to Tk.10/- below Brokers' valuation with fair withdrawals. BLF Dusts saw only some interest but ranged between Tk.170/- and Tk.200/-. Loose tea buyers strongly operated on well made popular marks whilst Blenders were selective only for bright liquoring varieties.

COMMENTS: This was the first sale of the season with a large participation by the buyers. Well made teas backed by useful liquors attracted strong interest from the market especially from the Loose tea buyers. Other types met with a fairly good demand but sold at lower rates than Brokers' price ideas. BLF teas were discriminated against and where sold recorded a sharp drop from Brokers' price ideas. The Loose tea buyers were the dominant operators in this sale with some interest from the Blenders.

A bright feature of the sale was the strong demand in the Dust Catalogue.

Our catalogue (Sale 01): Avg: Tk 230.73 Sold 71.1% .

Quotations – This Week – (In Taka)

BROKEN	THIS WEEK	FANNINGS	THIS WEEK	DUST	THIS WEEK
Large	NQTA	Best	240-250	PD	213-246
Medium	210-225	Good	225-235	RD	165-265
Small	220-235	Medium	218-223	D	170-309
Plain	200-210	Plain	205-215	CD	200-363
BLF	130-155	BLF	130-155	BLF	165-200

BLF- Bought Leaf Factory
Exchange Rates 25th April, 2022 Sterling Pound: Tk. 108.4815, dollar: Tk. 84.9658

SOURCE : NATIONAL BROKERS LTD



TEA NEWS AROUND THE GLOBE



SILIGURI MARKET

SALE NO.16 – SALE OF 22ND APRIL 2022

1. MARKET DESCRIPTION :

- Demand – Good for quality and only fair for reminder.
- Levels eased noticeably, more so for the later invoices which also witnessed out listing.
- The estate average for the sale dropped by Rs.42.17 and the BLF by Rs.12.24 when compared to Sale 15.
- Internal buyers' mainstay, primarily on quality.

2. TOTAL AUCTION WEIGHTED AVERAGE (₹)

	2022-23			2021-22			UPTO SALE - 16		
	SALE - 16	SALE - 15	+/-	SALE - 16	SALE - 15	+/-	2022-23	2021-22	2020-21
CTC	230.89	227.42	3.47	212.22	213.40	-1.17	238.71	213.48	222.46
DUST	218.04	242.26	-24.22	192.77	197.75	-4.99	233.11	198.79	217.79
TOTAL	229.64	228.43	1.22	210.51	211.98	-1.47	238.24	212.21	222.05

SOURCE: PARCON INDIA PVT LTD

GUWAHATI MARKET

SALE NO. 16 – SALE OF 21ST APRIL 2022

1. MARKET DESCRIPTION :

- Good demand for liquoring teas which were well competed for while medium category struggled at easier levels and also faced withdrawals.
- Bop grade was a weak feature.
- Western India buyers operated for liquoring teas with fair support from internal segment at easier levels.
- Some export enquiry for liquoring broken.

2. TOTAL AUCTION WEIGHTED AVERAGE (₹)

	2022-23			2021-22			UPTO SALE - 16		
	SALE - 16	SALE - 15	+/-	SALE - 16	SALE - 14	+/-	2022-23	2021-22	2020-21
CTC	260.86	290.67	-29.82	200.30	241.28	-40.98	264.69	208.41	271.77
DUST	270.20	295.45	-25.26	197.59	227.31	-29.71	277.77	202.87	262.13
TOTAL	262.89	291.84	-28.95	199.64	238.20	-38.56	267.56	207.08	269.03

SOURCE: PARCON INDIA PVT LTD





TEA NEWS AROUND THE GLOBE

KOLKATA ORTHODOX / CTC MARKET

SALE NO.16 – SALE OF 21ST / 22ND APRIL 2022

1. Market description :

- Strong demand which slackened post lunch.
- Levels irregular around last to at times dearer for select lines.
- Whole leaf levels were higher by Rs.50 - 60, whilst broken by Rs.20 - 30 compared to last year (Sale 16).
- GFOP/FOP sold at last year's levels. BPs and secondaries were lower by Rs.15 and Rs.10 respectively.
- Exporters active.

	WHOLE LEAF		BROKEN		FANNINGS
	1ST LINE	2ND LINE	LARGER	SMALLER	LEAFY
BEST	400-600+	350-400+	300-325+	275-285+	NQ
GOOD	350-390	320-340	275-295	270-275	200-230(N)
MEDIUM	300-330	290-315	260-270	255-265	190-200(N)

1. Market description :

- Good demand for liquoring Assam's and less for remainder.
- Levels for all sorts eased irregularly compared to the previous week.
- Dooars & Medium Assam's witnessed fair withdrawals. Break up of outlot % given below.
- However, a fair weight of Assam's and a few better Dooars sold Rs.30/- to Rs.60/- higher than corresponding sale of last year whereas, plainer Dooars just about maintained last year's level.
- Wi operated with some support from the internal trade & exporters.

2. TOTAL AUCTION WEIGHTED AVERAGE (₹)

	2022-23			2021-22			UPTO SALE - 16		
	SALE - 16	SALE - 15	+/-	SALE - 16	SALE - 15	+/-	2022-23	2021-22	2020-21
CTC	238.15	230.13	8.01	212.42	217.60	-5.17	235.73	218.71	183.50
DUST	276.95	280.72	-3.77	224.24	216.43	7.81	279.26	220.69	185.83
TOTAL	246.18	238.06	8.11	214.95	217.40	-2.45	243.43	219.06	183.63

SOURCE: PARCON INDIA PVT LTD



UPCOMING AUCTION DETAILS

Auction No.	18		17	
Dates	10 th / 11 th May 2022		03 rd / 04 th May 2022	
	No. of Lots	Qty – kg	No. of Lots	Qty – kg
Ex-Estate	811	959,062	705	821,228
Main Sale Total	9,925	5,181,294	10,106	5,107,486
High & Medium	1,627	881,945	1,540	789,868
Low Grown – Leafy	1,938	844,112	1,920	816,557
Low Grown – Semi Leafy	1,327	599,201	1,330	581,514
Low Grown Tippy	1,866	1,008,497	1,963	1,038,094
Premium / Flowery	310	57,737	331	59,880
Off Grades	2,397	1,332,444	2,531	1,383,135
Dust	460	457,359	491	438,438
Grand Total	10,736	6,140,357	10,811	5,928,714
Reprints	145	85,256	271	161,237
Total No. of Lots on Offer	10,736		10,811	
Total Quantity on Offer (kg)	6,140,357		5,928,714	



SCHEDULED CLOSING DATES

Auction No.	Date of Sale	Ex-Estate	Main Sale
19	17 th / 18 th May 2022	29/04/2022	29/04/2022
20	24 th / 25 th May 2022	06/05/2022	06/05/2022
21	31 st May / 01 st June 2022	07/06/2022	08/06/2022

PROMPT DATES

Auction No.	Buyers	Sellers
17	10/05/2022	11/05/2022
18	17/05/2022	18/05/2022
19	24/05/2022	25/05/2022



ORDER OF SALE (SALE NO. 17 – 03RD / 04TH MAY 2022)

Main Sale Order – 1 (Leafy / Semi Leafy / Tippy / Premium / 1A)	Main Sale Order – 2 (H & M / Off Grade / Dust)	Ex-Estate
Forbes & Walker Tea Brokers (Pvt) Ltd	Bartleet Produce Marketing (Pvt) Ltd	JOHN KEELLS PLC
JOHN KEELLS PLC	Asia Siyaka Commodities PLC.	Ceylon Tea Brokers PLC
Lanka Commodity Brokers Ltd	Lanka Commodity Brokers Ltd	Eastern Brokers. Ltd.
Asia Siyaka Commodities PLC.	Mercantile Produce Brokers (Pvt) Ltd	Forbes & Walker Tea Brokers (Pvt) Ltd
Bartleet Produce Marketing (Pvt) Ltd	Forbes & Walker Tea Brokers (Pvt) Ltd	Asia Siyaka Commodities PLC.
Eastern Brokers. Ltd.	Eastern Brokers. Ltd.	Mercantile Produce Brokers (Pvt) Ltd
Ceylon Tea Brokers PLC	JOHN KEELLS PLC	Bartleet Produce Marketing (Pvt) Ltd
Mercantile Produce Brokers (Pvt) Ltd	Ceylon Tea Brokers PLC	Lanka Commodity Brokers Ltd

[DB : HR / SG]



HOLIDAY NOTICE



We wish to inform all our valued Clients that our Head Office and Stores will be closed for business on the following day.

02nd May 2022

Monday

Additional holiday in lieu of May Day falling on Sunday.
* Sample Room will be opened.





“

It is the province of knowledge to speak,
and it is the privilege of wisdom to listen.

– *Oliver Wendell Holmes Sr.*

”