



# TEA MARKET REPORT

## JOHN KEELLS PLC

**SALE NO.17 – 03<sup>RD</sup> / 04<sup>TH</sup> MAY 2022**

# ORDER OF SALE (SALE NO. 17 – 03<sup>RD</sup> / 04<sup>TH</sup> MAY 2022)

Main Sale Order – 1 (Leafy / Semi Leafy / Tippy / Premium / 1A)	Main Sale Order – 2 (H & M / Off Grade / Dust)	Ex-Estate
Forbes & Walker Tea Brokers (Pvt) Ltd	Bartleet Produce Marketing (Pvt) Ltd	<b>JOHN KEELLS PLC</b>
<b>JOHN KEELLS PLC</b>	Asia Siyaka Commodities PLC.	Ceylon Tea Brokers PLC
Lanka Commodity Brokers Ltd	Lanka Commodity Brokers Ltd	Eastern Brokers. Ltd.
Asia Siyaka Commodities PLC.	Mercantile Produce Brokers (Pvt) Ltd	Forbes & Walker Tea Brokers (Pvt) Ltd
Bartleet Produce Marketing (Pvt) Ltd	Forbes & Walker Tea Brokers (Pvt) Ltd	Asia Siyaka Commodities PLC.
Eastern Brokers. Ltd.	Eastern Brokers. Ltd.	Mercantile Produce Brokers (Pvt) Ltd
Ceylon Tea Brokers PLC	<b>JOHN KEELLS PLC</b>	Bartleet Produce Marketing (Pvt) Ltd
Mercantile Produce Brokers (Pvt) Ltd	Ceylon Tea Brokers PLC	Lanka Commodity Brokers Ltd



# AUCTION DETAILS

Auction No.	17	
Dates	03 <sup>rd</sup> / 04 <sup>th</sup> May 2022	
	No. of Lots	Qty – kg
Ex Estate	705	821,228
Main Sale Total	10,106	5,107,486
High & Medium	1,540	789,868
Low Grown - Leafy	1,920	816,557
Low Grown - Semi Leafy	1,330	581,514
Low Grown Tippy	1,963	1,038,094
Premium / Flowery	331	59,880
Off Grades	2,531	1,383,135
Dust	491	438,438
Grand Total	10,811	5,928,714
Reprints	271	161,237
<b>Total No. of Lots Offered</b>	<b>10,811</b>	
<b>Total Quantity Offered (kg)</b>	<b>5,928,714</b>	

## PROMPT DATES

Auction No.	Buyers	Sellers
17	10/05/2022	11/05/2022





## COMMENTS

The Auction averages for the month of April 2022 recorded at Rs.1,333.61, which shows a substantial increase of Rs.706.20 in comparison to the 2021 April figure of Rs.627.41. The quantities sold however was only 15.8Mkg in the current year as against 19.1Mkg sold the previous year. Hence, apart from the devaluation of the Sri Lankan rupee against the US \$, the lack of availability is a key reason for the prices recorded at the Colombo auction.

When analyzing the respective elevation averages for the month of April 2022, the High Grown recorded an average of Rs.1,175.17 which is a positive variance of Rs.554.94 in comparison to Rs.620.23 in April 2021. Medium Grown too recorded a positive variance of Rs.552.04 with an average of Rs.1,123.34 when compared to Rs.571.30 in April 2021. Similarly, a positive variance of Rs.797.74 was also recorded in the Low Grown with an average of Rs.1444.13 in comparison to Rs.646.39 in April 2021.

The 0.82Mkg of Ex estate teas on offer met with lower demand. Barring a few Select Best Western High Grown BOPs which were dearer, most others along with the below best and plainer varieties declined. Select Best Western High Grown BOPs declined substantially, the below best and plainer varieties too eased, but to a lesser extent. Nuwara Eliya BOPs were firm, the BOPs gained selectively, however some invoices were lower to last week. Udapussellawa BOPs/ BOPs declined. The Uva BOPs were easier, the BOPs declined substantially. Low Grown CTC BP1s were firm, the High and Medium BP1s were tending irregular. The Low Grown CTC PF1s were mostly easier with a few select best types gaining irregularly. The High and Medium sorts declined from last week's levels.

The 2.4Mkg of Low Grown teas which were on offer met with reasonable interest. In the Leafy segment, OPs were irregularly lower. OPAs were lower last. Better OP1s were firm, others were lower. In the Semi Leafy segment, BOP1s met with mixed interest. Pekoe varieties were lower to last levels. Pekoe1 too sold at reduced levels to last. In the Small Leaf segment, All FBOPs were firm on last, FBOPF varieties attracted mixed interest. Well-made FBOPF1s were firm, others declined as the sale progressed. BOPF.SP, BOPF and BOP.SP met with good demand whilst BOP too followed a similar trend. Premium Flowery teas maintained last levels.

Russia, Iran and the C.I.S countries lent fair support whilst Turkey maintained reasonable interest. Libya and Iraq were selective.





# COMMENTS – Continued;



## ALL TIME RECORD PRICES OBTAINED IN THE JK PLC CATALOGUE

Garden Mark	Grade	Price Rs.	Category	Management Company/ Proprietor
Uvakellie	FBOPF1	1980/-	Uva High	Madulsima Plantations PLC
Glenanore	BOP1	2950/-	Uva High	Agrapatna Plantations Ltd.
Demodera “S”	BOP	2050/-	Uva Medium	Hapugastenne Plantations PLC
Ulugedera CTC	BP1	900/-	CTC High	Ranaya Teas (Pvt.) Ltd
Kalubowitiyana CTC	PF1	2100/-	CTC Low	Kalubowitiyana Tea Factory Ltd.
Ceciliyan	BOP.SP	2350/-	Low Grown	Ceciliyan Associates (Pvt.) Ltd.
Hingalgoda CTC	PD	1720/-	Dust	Tea Smallholder Factories PLC





## MARKET DESCRIPTION

### Western Teas

Select best BOPs declined, a few invoices were irregularly dearer by Rs.30/- to Rs.50/-, below best and plainer varieties eased by Rs.50/- to Rs.100/-. Select best BOPFs declined by Rs.150/- to Rs.200/- on average, the below best and plainer varieties too were lower by Rs.100/- to Rs.150/-. Medium BOPs were irregular, the BOPFs eased by Rs.100/- to Rs.200/-.

### Nuwara Eliya Teas

BOPs were firm, the BOPFs gained selectively, however some invoices declined substantially.

### Uva Teas

BOPs were easier by Rs.100/- to Rs.150/-, the BOPFs too declined by Rs.150/- to Rs.200/-. Uda pussellawa BOPs declined by Rs.200/- to Rs.250/-, the BOPFs too eased by a similar margin.

### CTC Teas

Low Grown BP1s were mostly firm, the Medium Grown BP1s were irregular whilst the High Grown BP1s too were firm on last levels. Low Grown PF1s were tending easier with a few selected invoices gaining from last week's levels, the High and Medium PF1s were firm to irregularly lower.

## QUOTATIONS

	BOP – RS.	BOPF – RS.
Good Westerns	1500 – 1620	1400 – 1620
Average Westerns	1240 – 1480	1200 – 1380
Plainer Westerns	1080 – 1200	940 – 1180
Western Mediums	1080 – 2050	1100 – 1220
Uva Teas	1000 – 1460	900 – 1180
Nuwara Eliya Teas	1600	1500
Uda Pussellawa Teas	850 – 1160	980 – 1160
CTC (BP1 and PF1)	770 – 1380	810 – 2100





# MARKET DESCRIPTION

## Low Grown

Well-made wiry OP1s commenced firm, however declined towards the latter part of the sale, bolder types were lower to last, stalky secondaries declined substantially. Well-made BOP1s were irregular, bolder types met with lower demand. Better twisted OPs commenced firm, however declined by Rs.50/- to Rs.80/- towards the latter part of the sale, secondaries too declined by Rs.50/- to Rs.100/- and more at times. Well-made OPAs were mainly firm, below best types along with the poorer sorts declined substantially and were lower by Rs.100/- and more at times. Well-made Pekoes along with bolder invoices were firm to lower and declined further as the sale progressed, reducers declined by Rs.50/- to Rs.80/-. Shotty Pekoe1s were irregularly easier, secondaries declined by Rs.50/- and more at times.

Select best and best BOPs were firm, below best and secondary types were irregularly lower by Rs.10/- to Rs.20/-. BOP.SP.s and BOPF.SP.s met with good demand. BOPFs followed a similar trend. Select best well-made FBOPF1s were firm, best and below best types met with irregular demand, secondaries were firm. Well-made FBOPs in the select best category were dearer by Rs.30/- to Rs.40/-, best types were firm, others were irregularly lower by Rs.10/- to Rs.20/-. FBOPF varieties met with good demand. Well-made very tippy Premium Flowery teas met with good demand, others were irregularly lower by a few rupees.

## Off Grades

Select best and best FGS1 declined by Rs.100/- to Rs.150/-, below best and poorer types showed a similar trend. Select best and best BM.s declined by Rs.40/- to Rs.70/-, below best and poorer types declined by Rs.50/- to Rs.100/-. Select best and best BP.s were firm, below best and poorer types declined by Rs.50/- to Rs.80/-

A few select best BOP1As were dearer by Rs.20/-, other varieties declined by Rs.30/- to Rs.40/- and more as the sale progressed.

## Dust

Select best and best Dust1s were firm to dearer by Rs.5/- to Rs.10/-, below best and poorer sorts sold at firm levels. High and Medium CTC.s appreciated by Rs.10/- to Rs.15/-. Low Grown CTC.s were dearer by Rs.20/- to Rs.25/-. Low Grown Dust/ Dust1s were firm to dearer by Rs.5/- to Rs.10/-.



# QUOTATIONS

	Select Best	Best	Below Best	Others
<b>LIQUORING</b>				
DUST-1	1100.00 - 1520.00	950.00 - 1080.00	850.00 - 900.00	800.00 - 840.00
<b>OFF GRADES</b>				
FGS1	1060.00 - 1220.00	950.00 - 1050.00	800.00 - 940.00	510.00 - 790.00
FGS	1000.00 - 1200.00	880.00 - 990.00	780.00 - 870.00	400.00 - 770.00
<b>LOW GROWNS</b>				
FBOPF / FFSP / FFEXSP	3300.00 - 6450.00	2300.00 - 3200.00	1700.00 - 2200.00	1000.00 - 1600.00
BOP	1700.00 - 2400.00	1300.00 - 1600.00	1100.00 - 1250.00	850.00 - 1050.00
BOPSP	1700.00 - 2350.00	1300.00 - 1600.00	1100.00 - 1250.00	850.00 - 1050.00
BOPF	1600.00 - 2400.00	1200.00 - 1500.00	900.00 - 1100.00	700.00 - 820.00
FBOPF1	1800.00 - 2750.00	1400.00 - 1700.00	1100.00 - 1350.00	800.00 - 1050.00
FBOP	2100.00 - 3900.00	1600.00 - 1900.00	1300.00 - 1500.00	900.00 - 1200.00
BOP1	3500.00 - 4250.00	2800.00 - 3350.00	2250.00 - 2650.00	1500.00 - 1800.00
OP1	3200.00 - 4250.00	2600.00 - 3150.00	2300.00 - 2550.00	850.00 - 1500.00
OP	2350.00 - 2750.00	1850.00 - 2150.00	1600.00 - 1800.00	950.00 - 1350.00
OPA	1650.00 - 2650.00	1350.00 - 1550.00	1100.00 - 1250.00	850.00 - 1000.00
PEKOE	1600.00 - 2650.00	1350.00 - 1550.00	1100.00 - 1250.00	950.00 - 1050.00
PEKOE1	2100.00 - 2750.00	1500.00 - 1900.00	1200.00 - 1400.00	900.00 - 1050.00
DUST / DUST1	980.00 - 1400.00	850.00 - 960.00	800.00 - 840.00	700.00 - 790.00





- **Top Prices**
- **Colombo Auction Averages**
- **National Elevational Averages**
- **All Brokers Private Sale Figures**



# TOP PRICES (SALE NO. 17 – 03<sup>RD</sup> / 04<sup>TH</sup> MAY 2022)



## WESTERN HIGH

BOP		Robgill	1700.00
BOPSP	+	Bambrakelly	1860.00
BOPF/BOPFSP		Robgill	1620.00
FBOP/FBOP1	++	Queensberry	2400.00
FBOPF/FBOPF1	***	<b>Inverness</b>	<b>1920.00</b>
	++	Torrington	1920.00
	++	Glenloch	1920.00
BOP1		Torrington	2400.00
OP/OPA	+	Torrington	2300.00
OP1		Torrington	2400.00
PEKOE/PEKOE1	++	Torrington	2150.00

## UVA HIGH

BOP		Mount Uva	1780.00
BOPSP	++	Ranaya	1820.00
BOPF/BOPFSP	+	Uva Highlands	1920.00
FBOP/FBOP1	+	Aislaby	2600.00
FBOPF/FBOPF1	*+	<b>Uvakellie</b>	<b>1980.00</b>
	+	Craig	1980.00
	+	Aislaby	1980.00
BOP1	*+	<b>Glenanore</b>	<b>2950.00</b>
OP/OPA	*	<b>Glenanore</b>	<b>1900.00</b>
OP1		Glenanore	2500.00
PEKOE/PEKOE1		Battawatte	2150.00

## NUWARA ELIYA

BOP		Mahagastotte	1600.00
BOPF/BOPFSP	*	<b>Lovers Leap</b>	<b>1500.00</b>
FBOP/FBOP1		Mahagastotte	2350.00
		Court Lodge	2350.00
OP/OPA		-	
PEKOE/PEKOE1	*	<b>Kenmare</b>	<b>1680.00</b>

## WESTERN MEDIUM

BOP	+	Datry Valley	2050.00
BOPSP	+	Windsorforest	2050.00
BOPF/BOPFSP		Datry Valley	1600.00
FBOP/FBOP1	++	Craighea	3050.00
FBOPF/FBOPF1	+	Datry Valley	2300.00
BOP1	+	Harangalla	2900.00
OP/OPA	+	Hatale	2250.00
OP1		Elpitiya	2500.00
PEKOE/PEKOE1	+	Datry Valley	2550.00

## UVA MEDIUM

BOP	*+	<b>Demodera 's'</b>	<b>2050.00</b>
BOPSP	++	Halpewatte Uva	1980.00
BOPF/BOPFSP	+	Dickwella	2150.00
FBOP/FBOP1		Dickwella	2250.00
FBOPF/FBOPF1	+	Dickwella	2100.00
BOP1	+	Glen Alpin	2850.00
OP/OPA	+	Dickwella	1860.00
OP1		Meddakanda	2500.00
PEKOE/PEKOE1	+	Dickwella	2350.00

## CTC LOW

PF1	***	<b>Kalubowitiyana CTC</b>	<b>2100.00</b>
BP1		Ceciliyan CTC	1360.00
BPS		-	
OF	+	Peakwatta CTC	870.00

## UDA PUSSELLAWA

BOP		Kirklees	1160.00
BOPSP	+	Delmar	1560.00
BOPF/BOPFSP		Mooloya	1160.00
FBOP/FBOP1		Delmar	1900.00
FBOPF/FBOPF1		Delmar	1900.00
BOP1		Gampaha	1440.00
OP/OPA	+	Delmar	1860.00
OP1		Gordon	1700.00
PEKOE/PEKOE1	+	Delmar	1940.00

## CTC HIGH

PF1	++	Dunsinane CTC	1420.00
BP1	*+	<b>Ulugedara CTC</b>	<b>900.00</b>
BPS		-	
OF		-	

## CTC MEDIUM

PF1		New peacock CTC	1300.00
BP1		Midlands CTC	800.00
BPS	*	<b>Donside CTC</b>	<b>690.00</b>
OF		-	



# TOP PRICES (SALE NO. 17 – 03<sup>RD</sup> / 04<sup>TH</sup> MAY 2022)



LOW			
BOP	+	New Mahendra	2400.00
	*	<b>Arbour Valley</b>	<b>2350.00</b>
BOPSP	*+	<b>Ceciliyan</b>	<b>2350.00</b>
BOPF		Sithaka	2400.00
BOPFSP	++	Mahaliyadda	2300.00
FBOP		Pothotuwa	3900.00
FBOP1		Sithaka	3050.00
FBOPF		New Batuwangala	3000.00
FBOPF1		Hidellana	2750.00
	*	<b>Sineth</b>	<b>2700.00</b>
BOP1	+	Lumbini	4250.00
	+	New Vithanakanda	4250.00
OP1		Lumbini	4250.00
		New Vithanakanda	4250.00
		Sithaka	4250.00
OP		Golden Garden	2750.00
	*	<b>Kurupanawa S. H.</b>	<b>2700.00</b>
OPA	+	Liyonta	2650.00
PEKOE		Lumbini	2650.00
PEKOE1		Kamarangapitiya	2750.00

PREMIUM			
FBOPFSP		Thundola Ella	5650.00
FBOPFEXSP		Green Lanka	6450.00
FBOPFEXSP1	+	Brombil	6450.00

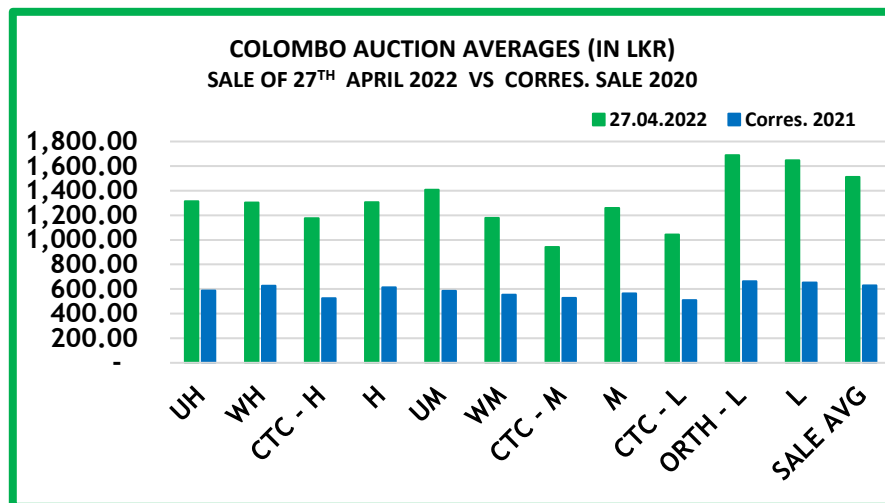
DUST			
DUST1		Mattakelle	1520.00
P.DUST	*+	<b>Hingalgoda CTC</b>	<b>1720.00</b>

OFF GRADES			
FNGS/FNGS1		Norwood	1220.00
		Theresia	1220.00
PFNGS	*	<b>Hingalgoda CTC</b>	<b>1160.00</b>
BM		Avissawella	1560.00
BP		Chandrika Estate	1700.00
BOP1A	+	Pitawalapathana	1840.00
	*	<b>Arbour Valley</b>	<b>1800.00</b>

**\*\* MORE THAN ONE TOP PRICE OBTAINED**  
**\* TEAS SOLD BY JOHN KEELLS PLC**  
**+ ALL TIME RECORD PRICE**  
**++ ALL TIME RECORD PRICE EQUALED**

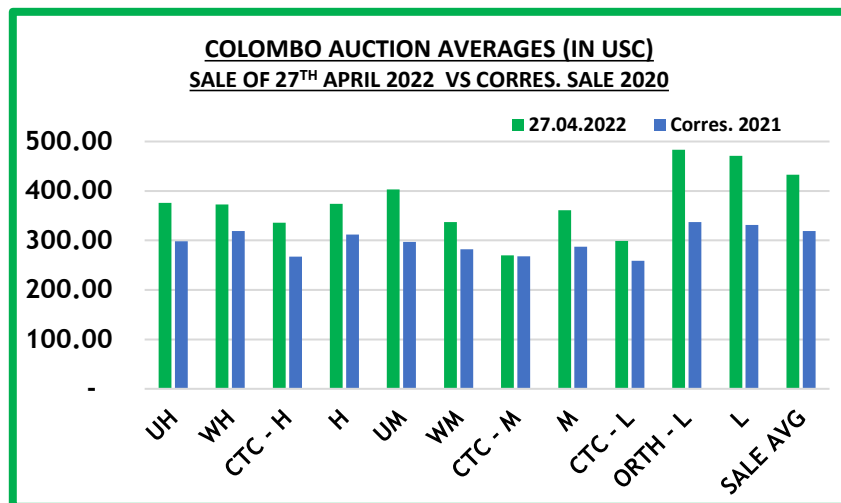


# COLOMBO AUCTION AVERAGES



	Sale of 20/04/2022In LKR	Sale of 27/04/2022 In LKR	Corres. 2021 In LKR
Uva High Grown	1220.53	1312.63	586.90
Western High Grown	1334.28	1304.42	627.24
CTC High Grown	936.42	1175.59	524.52
<b>Summary of High Grown</b>	<b>1296.36</b>	<b>1307.35</b>	<b>614.23</b>
Uva Medium Grown	1256.09	1407.50	584.37
Western Medium Grown	1116.28	1177.78	554.84
CTC Medium Grown	1024.10	942.32	527.40
<b>Summary of Medium Grown</b>	<b>1163.79</b>	<b>1259.96</b>	<b>564.43</b>
CTC Low Grown	952.38	1044.19	510.07
Orthodox Low Grown	1484.45	1689.23	662.19
<b>Summary of Low Grown</b>	<b>1447.13</b>	<b>1645.99</b>	<b>652.15</b>
<b>TOTAL SALE AVERAGE</b>	<b>1370.58</b>	<b>1512.37</b>	<b>628.49</b>

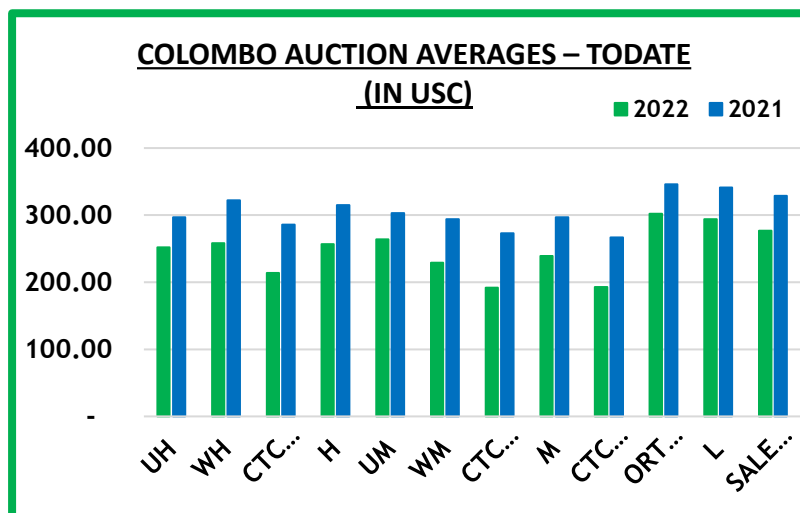
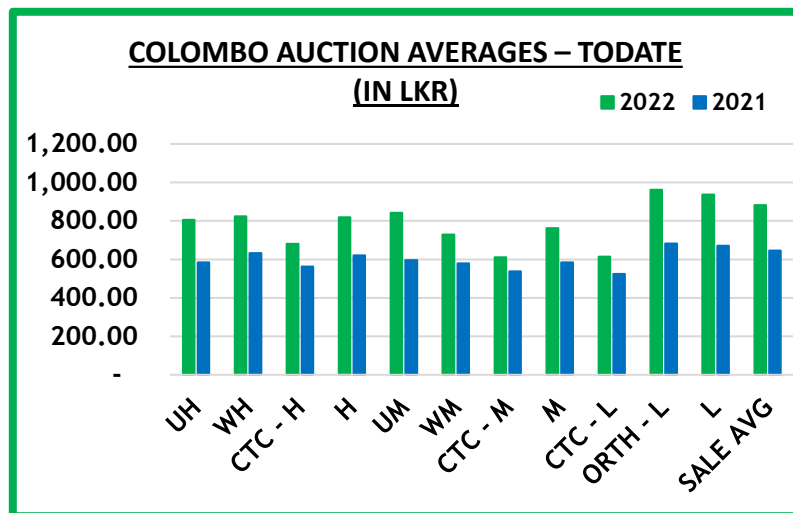
# COLOMBO AUCTION AVERAGES



	Sale of 20/04/2022 In USC	Sale of 27/04/2022 In USC	Corres. 2021 In USC
Uva High Grown	369	376	298
Western High Grown	404	373	319
CTC High Grown	283	336	267
<b>Summary of High Grown</b>	<b>392</b>	<b>374</b>	<b>312</b>
Uva Medium Grown	380	403	297
Western Medium Grown	338	337	282
CTC Medium Grown	310	270	268
<b>Summary of Medium Grown</b>	<b>352</b>	<b>361</b>	<b>287</b>
CTC Low Grown	288	299	259
Orthodox Low Grown	449	483	337
<b>Summary of Low Grown</b>	<b>438</b>	<b>471</b>	<b>331</b>
<b>TOTAL SALE AVERAGE</b>	<b>415</b>	<b>433</b>	<b>319</b>



# COLOMBO AUCTION AVERAGES



January to Date (Sale No.16)	2022 LKR	2021 LKR	2022 USC	2021 USC
Uva High Grown	805.11	584.47	252	297
Western High Grown	823.28	633.09	258	322
CTC High Grown	681.36	562.74	214	286
<b>Summary of High Grown</b>	<b>818.05</b>	<b>620.40</b>	<b>257</b>	<b>315</b>
Uva Medium Grown	841.70	596.18	264	303
Western Medium Grown	728.81	578.55	229	294
CTC Medium Grown	610.70	537.74	192	273
<b>Summary of Medium Grown</b>	<b>762.17</b>	<b>583.49</b>	<b>239</b>	<b>297</b>
CTC Low Grown	614.28	524.42	193	267
Orthodox Low Grown	962.15	681.64	302	346
<b>Summary of Low Grown</b>	<b>936.67</b>	<b>671.34</b>	<b>294</b>	<b>341</b>
<b>TOTAL SALE AVERAGE</b>	<b>882.41</b>	<b>646.59</b>	<b>277</b>	<b>329</b>





# COLOMBO AUCTION AVERAGES

FROM 01 <sup>ST</sup> TO 27 <sup>TH</sup> APRIL 2022	LKR
Uva High Grown	1187.37
Western High Grown	1225.39
<b>Summary of High Grown</b>	<b>1212.69</b>
Uva Medium Grown	1249.54
Western Medium Grown	1090.70
<b>Summary of Medium Grown</b>	<b>1147.08</b>
<b>Summary of Low Grown</b>	<b>1452.17</b>
<b>TOTAL SALE AVERAGE</b>	<b>1352.78</b>



# NATIONAL ELEVATIONAL AVERAGES

NATIONAL ELEVATIONAL AVERAGES - APRIL 2022				
Elevation	MONTH		TODATE	
	QUANTITY - KG	AVERAGE - RS. / KG	QUANTITY - KG	AVERAGE - RS. / KG
<b>ORTHODOX</b>				
UVA-HIGH	1,026,317	1,191.79	4,694,396	801.31
WESTERN-HIGH	1,897,349	1,251.62	10,870,693	843.28
UVA-MEDIUM	916,897	1,219.62	4,312,775	821.32
WESTERN-MEDIUM	1,125,866	1,148.10	6,688,060	770.40
LOW	8,954,627	1,493.85	46,261,365	962.03
<b>TOTAL</b>	<b>13,921,056</b>	<b>1,392.54</b>	<b>72,827,289</b>	<b>908.01</b>
<b>CTC</b>				
UVA-HIGH	62,400	1,026.79	318,387	734.42
WESTERN-HIGH	190,010	961.00	1,234,348	677.98
WESTERN-MEDIUM	363,634	909.92	2,647,533	608.08
LOW	762,481	911.60	4,512,606	611.07
<b>TOTAL</b>	<b>1,378,525</b>	<b>923.18</b>	<b>8,712,874</b>	<b>624.15</b>
<b>OTH/CTC</b>				
UVA-HIGH	1,088,717	1,182.34	5,012,783	797.06
WESTERN-HIGH	2,087,359	1,225.17	12,105,041	826.43
UVA-MEDIUM	916,897	1,219.62	4,312,775	821.32
WESTERN-MEDIUM	1,489,500	1,089.95	9,335,593	724.37
LOW	9,717,108	1,448.16	50,773,971	930.84
<b>TOTAL</b>	<b>15,299,581</b>	<b>1,350.25</b>	<b>81,540,162</b>	<b>877.68</b>
<b>GREEN</b>				
UVA-HIGH	65,892	784.22	223,943	682.96
WESTERN-HIGH	35,929	948.29	200,942	751.82
UVA-MEDIUM	17,769	1,020.71	119,390	803.02
WESTERN-MEDIUM	35,330	829.27	142,616	711.34
<b>TOTAL</b>	<b>154,920</b>	<b>859.67</b>	<b>686,891</b>	<b>729.86</b>



# NATIONAL ELEVATIONAL AVERAGES – Continued;

<b>ORGANIC TEAS</b>				
UVA-HIGH	17,435	959.52	80,500	755.91
WESTERN-HIGH	6,844	878.99	36,158	884.97
UVA-MEDIUM	2,000	802.50	30,240	790.31
WESTERN-MEDIUM	1,026,317	675.61	62,186	849.33
LOW	5,156	2,942.28	21,126	2,106.72
<b>TOTAL</b>	<b>49,405</b>	<b>1,045.65</b>	<b>230,210</b>	<b>929.89</b>
<b>SPECIAL TEA</b>				
UVA-HIGH	2	4,000.00	185	13,173.26
WESTERN-HIGH	5,446	2,914.63	19,991	3,108.65
UVA-MEDIUM	4	16,375.00	63	13,968.25
WESTERN-MEDIUM	13,266	813.86	39,452	968.21
LOW	66	11,184.85	772	11,915.75
<b>TOTAL</b>	<b>18,784</b>	<b>1,463.02</b>	<b>60,462</b>	<b>1,866.45</b>
<b>BLACK TEA SALES FROM REFUSE TEA PROCESSING CENTRES</b>				
UVA-HIGH	48,485	696.96	321,530	467.56
WESTERN-HIGH	129,349	720.78	597,303	535.34
UVA-MEDIUM	7,880	735.58	60,567	521.92
WESTERN-MEDIUM	18,940	567.28	86,221	441.32
LOW	67,844	743.27	373,686	518.41
<b>TOTAL</b>	<b>272,498</b>	<b>711.90</b>	<b>1,439,307</b>	<b>509.61</b>
<b>COMPOSITE NATIONAL AVERAGES</b>				
HIGH GROWN	3,485,458	1,175.17	18,598,376	802.81
MEDIUM GROWN	2,519,556	1,123.34	14,189,102	753.21
LOW GROWN	9,790,174	1,444.13	51,169,554	928.48
<b>ALL TEA AVERAGE</b>	<b>15,795,187</b>	<b>1,333.61</b>	<b>83,957,032</b>	<b>871.02</b>



# ALL BROKERS PRIVATE SALE FIGURES (FOR THE PERIOD – 25<sup>TH</sup> TO 30<sup>TH</sup> APRIL 2022)

	WEEKLY	TODATE
High & Medium	76,175.00	570,967.95
Low	11,721.00	89,932.75
Green Tea	40,386.00	433,533.30
Organic Tea	6,917.00	108,459.00
BMF	194,009.00	2,103,871.00
Direct Sales	-	-
Forward Contract	50,000.00	641,640.00





- **Crop and Weather**
- **Crop Figures**
- **Tea News**

## CROP AND WEATHER - FOR THE PERIOD OF – 25<sup>TH</sup> APRIL TO 01<sup>ST</sup> MAY 2022



### **Western**

Dull mornings with evening showers were experienced throughout the week in Bogowanthalawa, whilst heavy rainfall was recorded in Talawakelle, Agarapatana and Dickoya districts.



### **Nuwara Eliya**

Dry weather conditions were reported at the beginning of the week, whilst evening showers were experienced in Nuwara Eliya and Kandapola districts towards the latter half of the week.



### **Uva**

Bright weather was recorded in Badulla and Lunugala districts, whilst the Haputale District experienced heavy rainfall with dull weather conditions.



### **Low Grown**

Dull weather with heavy rainfall was recorded throughout the week in Ratnapura, Galle and Deniyaya districts.



### **Crop**

Western High and Medium Grown have shown a significant increase, whilst crop intakes from the low country and Uva Province was moderate to low.

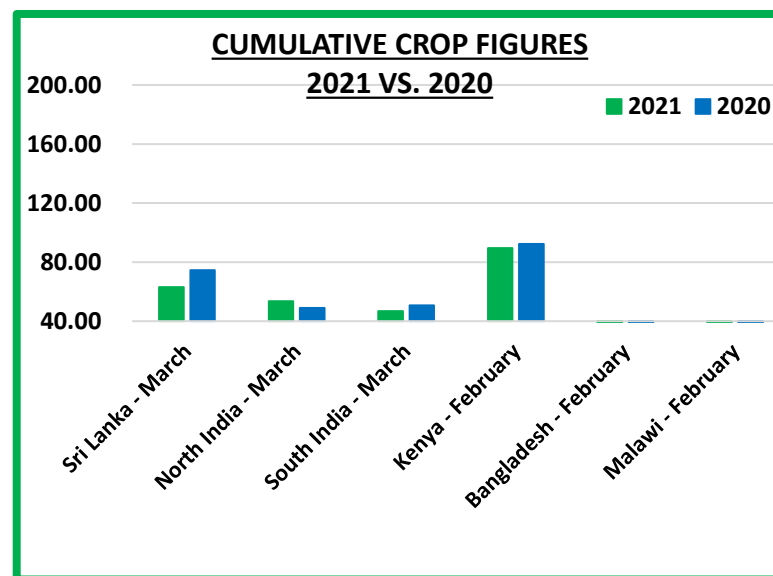
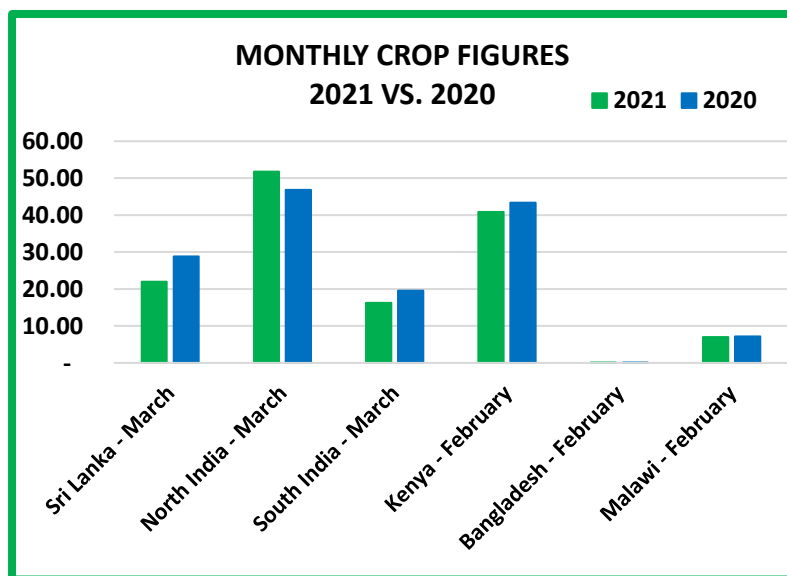




# CROP FIGURES OF MAJOR PRODUCING & EXPORTING COUNTRIES

Country	Month	2022	2021	Cumulative + Inc. / Dec.	Cumulative	2022	2021	Cumulative + Inc. / Dec.
Sri Lanka	March	22.01	28.80	- 6.79	Upto March	63.09	74.51	- 11.4
North India	March	51.77(E)	46.87	+ 4.90	Upto March	53.58(E)	49.05	4.53
South India	March	16.26(E)	19.58	- 3.32	Upto March	46.71(E)	50.79	- 4.08
Kenya	February	40.82	43.39	- 2.57	Upto February	89.50	92.29	- 2.79
Bangladesh	February	0.03	0.30	- 0.27	Upto February	0.54	0.30	+ 0.24
Malawi	February	7.00	7.20	- 0.20	Upto February	11.80	14.20	- 2.40

(E) - Estimated



# TEA NEWS AROUND THE GLOBE



## SILIGURI MARKET

SALE NO.17 – SALE OF 29<sup>TH</sup> APRIL 2022

### 1. MARKET DESCRIPTION :

- Demand – though fair, weaker teas witnessed withdrawals.
- Levels once again eased, more so due to the drop in quality.
- Internal section continues to be the mainstay. Rather selective enquiry from major blender.

### 2. TOTAL AUCTION WEIGHTED AVERAGE ( ₹ )

	2022-23			2021-22			UPTO SALE - 17		
	SALE - 17	SALE - 16	+/-	SALE - 17	SALE - 16	+/-	2022-23	2021-22	2020-21
CTC	206.60	230.89	-24.29	200.28	212.22	-11.95	225.73	210.55	222.46
DUST	200.42	218.04	-17.62	191.33	192.77	-1.44	217.85	196.75	217.79
TOTAL	205.95	229.64	-23.70	199.28	210.51	-11.22	225.00	209.27	222.05

SOURCE: PARCON INDIA PVT LTD

## GUWAHATI MARKET

SALE NO. 17 – SALE OF 29<sup>TH</sup> APRIL 2022

### 1. MARKET DESCRIPTION :

- Fair demand for good liquoring teas while subdued for the other sorts.
- Levels for all sorts were easier. Good/best sorts sold with competition. Medium teas were irregularly easier and faced high withdrawals.
- Western India buyers operated on liquoring sorts while other internal buyers were subdued.
- HUL was very selective while TCPL operated at lower levels.
- Exporters operated selectively on bolder broken.

### 2. TOTAL AUCTION WEIGHTED AVERAGE ( ₹ )

	2022-23			2021-22			UPTO SALE - 17		
	SALE - 17	SALE - 16	+/-	SALE - 17	SALE - 16	+/-	2022-23	2021-22	2020-21
CTC	215.37	260.86	-45.49	200.24	200.30	-0.06	237.69	204.52	271.77
DUST	224.44	270.20	-45.76	189.24	197.59	-8.36	249.91	196.55	262.13
TOTAL	217.20	262.89	-45.69	197.70	199.64	-1.94	240.26	202.65	269.03

SOURCE: PARCON INDIA PVT LTD



# TEA NEWS AROUND THE GLOBE



## KOLKATA ORTHODOX / CTC MARKET

SALE NO.17 – SALE OF 28<sup>TH</sup> APRIL 2022

### 1. Market description :

- Strong demand at around last levels.
- Good enquiry on the small weight of smaller brokens and leafy Fannings on offer.
- Exporters active.

	WHOLE LEAF		BROKENS		FANNINGS
	1ST LINE	2ND LINE	LARGER	SMALLER	LEAFY
BEST	400-550+	340-350+(N)	290-300+	280+(N)	240+(N)
GOOD	345-390	320-330	275-285	270-280	220-235
MEDIUM	300-335	295-315	260-270	260-270	200-220

### 1. Market description :

- Demand - fair.
- Levels for all sorts eased substantially compared to the previous week.
- Wi operated with some support from the exporters and local dealers.
- HUL operated selectively in plainer variety of leaf and few better medium Dust's.

### 2. TOTAL AUCTION WEIGHTED AVERAGE ( ₹ )

	2022-23			2021-22			UPTO SALE - 17		
	SALE - 17	SALE - 16	+/-	SALE - 17	SALE - 16	+/-	2022-23	2021-22	2020-21
CTC	237.43	238.15	-0.72	204.11	212.42	-8.31	236.37	213.14	183.50
DUST	246.96	276.95	-29.99	217.61	224.24	-6.63	263.91	219.31	185.83
TOTAL	239.75	246.18	-6.42	207.05	214.95	-7.90	241.97	214.32	183.63

SOURCE: PARCON INDIA PVT LTD



# UPCOMING AUCTION DETAILS

Auction No.	19		18	
Dates	18 <sup>th</sup> / 19 <sup>th</sup> May 2022		10 <sup>th</sup> / 11 <sup>th</sup> May 2022	
	No. of Lots	Qty – kg	No. of Lots	Qty – kg
Ex-Estate	890	1,063,545	811	959,062
Main Sale Total	10,699	5,713,423	9,925	5,181,294
High & Medium	1,666	929,356	1,627	881,945
Low Grown – Leafy	2,133	976,798	1,938	844,112
Low Grown – Semi Leafy	1,526	698,992	1,327	599,201
Low Grown Tippy	2,003	1,095,517	1,866	1,008,497
Premium / Flowery	349	65,508	310	57,737
Off Grades	2,475	1,408,775	2,397	1,332,444
Dust	547	538,478	460	457,359
Grand Total	11,589	6,776,968	10,736	6,140,357
Reprints	349	194,271	145	85,256
<b>Total No. of Lots on Offer</b>	<b>11,589</b>		<b>10,736</b>	
<b>Total Quantity on Offer (kg)</b>	<b>6,776,968</b>		<b>6,140,357</b>	



## SCHEDULED CLOSING DATES

Auction No.	Date of Sale	Ex-Estate	Main Sale
20	24 <sup>th</sup> / 25 <sup>th</sup> May 2022	06/05/2022	06/05/2022
21	31 <sup>st</sup> May / 01 <sup>st</sup> June 2022	12/05/2022	12/05/2022
22	07 <sup>th</sup> / 08 <sup>th</sup> June 2022	19/05/2022	19/05/2022

## PROMPT DATES

Auction No.	Buyers	Sellers
18	17/05/2022	18/05/2022
19	24/05/2022	25/05/2022
20	31/05/2022	01/06/2022



# ORDER OF SALE (SALE NO. 18 – 10<sup>TH</sup> / 11<sup>TH</sup> MAY 2022)

Main Sale Order – 1 (Leafy / Semi Leafy / Tippy / Premium / 1A)	Main Sale Order – 2 (H & M / Off Grade / Dust)	Ex-Estate
JOHN KEELLS PLC	Asia Siyaka Commodities PLC.	Ceylon Tea Brokers PLC
Lanka Commodity Brokers Ltd	Lanka Commodity Brokers Ltd	Eastern Brokers. Ltd.
Asia Siyaka Commodities PLC.	Mercantile Produce Brokers (Pvt) Ltd	Forbes & Walker Tea Brokers (Pvt) Ltd
Bartleet Produce Marketing (Pvt) Ltd	Forbes & Walker Tea Brokers (Pvt) Ltd	Asia Siyaka Commodities PLC.
Eastern Brokers. Ltd.	Eastern Brokers. Ltd.	Mercantile Produce Brokers (Pvt) Ltd
Ceylon Tea Brokers PLC	JOHN KEELLS PLC	Bartleet Produce Marketing (Pvt) Ltd
Mercantile Produce Brokers (Pvt) Ltd	Ceylon Tea Brokers PLC	Lanka Commodity Brokers Ltd
Forbes & Walker Tea Brokers (Pvt) Ltd	Bartleet Produce Marketing (Pvt) Ltd	JOHN KEELLS PLC

[ DB : HR / SG ]







“  
It's not the will to win that matters~everyone has  
that. It's the will to prepare to win that matters.

– *Paul "Bear" Bryant*”