



TEA MARKET REPORT

JOHN KEELLS PLC

SALE NO.18 - 11TH / 12TH MAY 2021

ORDER OF SALE (SALE NO. 18 - 11TH / 12TH MAY 2021)

Main Sale Order – 1 (Leafy / Semi Leafy / Tippy / Premium / 1A)	Main Sale Order – 2 (H & M / Off Grade / Dust)	Ex-Estate
Ceylon Tea Brokers PLC	Asia Siyaka Commodities PLC	Asia Siyaka Commodities PLC
Asia Siyaka Commodities PLC	Lanka Commodity Brokers Ltd	F & W Tea Brokers (Pvt) Ltd
Eastern Brokers. Ltd.	Mercantile Produce Brokers (Pvt) Ltd	Mercantile Produce Brokers (Pvt) Ltd
F & W Tea Brokers (Pvt) Ltd	F & W Tea Brokers (Pvt) Ltd	Eastern Brokers. Ltd.
Mercantile Produce Brokers (Pvt) Ltd	Eastern Brokers. Ltd.	JOHN KEELLS PLC
Bartleet Produce Marketing (Pvt) Ltd	JOHN KEELLS PLC	Bartleet Produce Marketing (Pvt) Ltd
Lanka Commodity Brokers Ltd	Ceylon Tea Brokers PLC	Ceylon Tea Brokers PLC
JOHN KEELLS PLC	Bartleet Produce Marketing (Pvt) Ltd	Lanka Commodity Brokers Ltd



AUCTION DETAILS

Auction No.	18	
Dates	11 th / 12 th May 2021	
	No. of Lots	Qty – kg
Ex Estate	987	1,161,165
Main Sale Total	10,537	5,871,320
High & Medium	1,891	1,021,830
Low Grown - Leafy	1,908	880,448
Low Grown - Semi Leafy	1,912	1,035,370
Low Grown Tippy	1,824	1,014,664
Premium / Flowery	213	40,811
Off Grades	2,198	1,250,085
Dust	591	628,112
Grand Total	11,524	7,032,485
Reprints	1,045	584,022
Total No. of Lots Offered	11,524	
Total Quantity Offered (kg)	7,032,485	

PROMPT DATES

Auction No.	Buyers	Sellers
18	18/05/2021	19/05/2021



COMMENTS

The 1.1Mkg of Ex Estate teas on offer met with lower demand. Select best Western High Grown BOPs together with the plainer varieties declined. The select best Western High Grown BOPFs eased substantially, the below best and plainer varieties too declined as the sale progressed. Nuwara Eliya BOPs were easier from last week's levels, the BOPFs too declined irregularly. Uva/Udapussellawa BOPs were easier, whilst the BOPFs too followed a similar trend. Low Grown CTC BP1s were firm, the High and Medium sorts were irregular. Low Grown PF1s were firm to a little easier at times, the High and Medium PF1s too were irregular following quality with some invoices remaining unsold.

The 2.9Mkg of Low Grown teas which were on offer met with fair demand. Select best and best OP1s were firm. Well-made BOP1s attracted better interest, others met with fair demand. Select best and best OP/OPAs were firm. Bold Pekoes were lower to last. Well-made Pekoe1s appreciated, others declined following quality. In the Small Leaf segment, select best BOP.SP/BOPF.SP and BOPFs met with good demand. Select best and best BOPs were dearer. FBOPs met with improved demand. Select best FBOPF1s were dearer, others were firm. FBOPFs attracted fair demand. All Premium Flowery teas met with good demand.

Iran, Russia and the C.I.S. countries lent fair support, whilst Turkey was selective. Libya and Iraq lent fair support.





MARKET DESCRIPTION

Western Teas

Select best BOPs declined by Rs.10/- to Rs.20/- and more, the below best and plainer varieties too were easier. Select best BOPFs too declined substantially, the below best and plainer varieties were easier by Rs.20/- to Rs.30/- and eased further as the sale progressed. Medium BOPs were irregularly lower. The BOPFs too declined.

Nuwara Eliya Teas

BOPs were easier from last week's levels, the BOPFs too were irregularly lower.

Uva Teas

BOPs declined from last week. The BOPFs too were easier by Rs.20/- to Rs.30/-. Uda pussellawa BOPs declined by Rs.10/- to Rs.20/- on average, whilst the BOPFs too eased by Rs.30/- to Rs.40/-.

CTC Teas

Low Grown BP1s were firm, the High & Medium sorts were irregularly lower. Low Grown PF1s were Rs.10/- to Rs.20/- easier from last week's levels, the High & Medium sorts too were irregularly lower.

QUOTATIONS

	BOP – RS.	BOPF – RS.
Good Westerns	620 - 720	650 - 750
Average Westerns	550 - 610	600 - 640
Plainer Westerns	480 - 540	530 - 590
Western Mediums	530 - 750	470 - 630
Uva Teas	500 - 580	490 - 630
Nuwara Eliya Teas	510 - 760	700 - 810
Uda Pussellawa Teas	520 - 630	500 - 600
CTC (BP1 and PF1)	420 - 630	430 - 700





MARKET DESCRIPTION

Low Grown

Better twisted OP1s were firm on last, bolder types along with the less clean secondaries declined by Rs.10/- to Rs.20/-. Better twisted OPs were lower to last, secondaries declined by Rs.10/ to Rs.20/- and more at times. Well made OPAs maintained last levels, secondary sorts declined by Rs.20/- to Rs.30/-. All BOP1s maintained firm levels. Shotty Pekoes along with the bolder Pekoes declined by Rs.10/- to Rs.20/-, mixed invoices declined by Rs.20/- to Rs.30/- and more at times with less demand. Select best category in the Pekoe1 maintained last levels, below best types gained irregularly.

Select best and best BOPs were firm, below best types too were firm, secondary types were lower by Rs.5/- to Rs.10/-. Select best and best BOP.SP.s and BOPF.SP.s were lower to last by Rs.5/- to Rs.10/-, others were firm. BOPFs followed a similar trend. Select best and best FBOPF1s were firm to dearer by Rs.5/- to Rs.10/-, below best types were firm, secondaries were irregularly lower by a few rupees. Well-made FBOPs in the select best category were dearer by Rs.5/- to Rs.10/-, best and below best types were firm, bold FBOP varieties were lower by Rs.5/- to Rs.10/-, secondary types were firm. FBOPF varieties met with fair demand. All Premium Flowery teas met with good demand.

Off Grades

Select best and best Fngs / Fngs1s declined by Rs.20/- to Rs.30/-, below best and poorer types declined by Rs.10/- to Rs.20/-. Select best and best BM.s declined by Rs.10/- to Rs.20/-, below best and poorer types declined by Rs.20/- to Rs.30/-. All BP.s were lower by Rs.30/- to Rs.40/- due to less demand. Select best and best BOP1As were dearer by Rs.20/- to Rs.30/-, whilst below best and poorer sorts maintained last week's levels.

Dust

Select best and best Dust1s were lower by Rs.10/- to Rs.20/-, below best types were firm to easier by Rs.20/- to Rs.30/-, clean secondaries were lower by Rs.10/- to Rs.20/-, others were irregular. Best High & Medium CTCs were irregular, others were firm to easier by Rs.10/-. Best Low Grown CTCs were dearer by Rs.20/- to Rs.30/-, others followed a similar trend. Best Low Grown Dust / Dust1s were lower by Rs.10/- to Rs.20/-, others were lower by Rs.10/-.



QUOTATIONS

	Select Best	Best	Below Best	Others
LIQUORING				
DUST-1	740.00 - 920.00	610.00 - 680.00	540.00 - 600.00	440.00 - 530.00
OFF GRADES				
FGS1	600.00 - 620.00	560.00 - 590.00	460.00 - 550.00	350.00 - 450.00
FGS	490.00 - 510.00	440.00 - 470.00	380.00 - 410.00	320.00 - 370.00
LOW GROWNS				
FBOPF / FFSP / FFEXSP	2100.00 - 3150.00	1250.00 - 1800.00	800.00 - 1000.00	600.00 - 740.00
BOP	880.00 - 1060.00	710.00 - 870.00	600.00 - 700.00	480.00 - 580.00
BOPSP	750.00 - 810.00	630.00 - 730.00	550.00 - 590.00	420.00 - 510.00
BOPF	680.00 - 940.00	530.00 - 640.00	420.00 - 500.00	320.00 - 380.00
FBOPF1	760.00 - 980.00	680.00 - 740.00	620.00 - 660.00	470.00 - 600.00
FBOP	840.00 - 1300.00	700.00 - 780.00	620.00 - 690.00	480.00 - 590.00
BOP1	900.00 - 1120.00	880.00 - 900.00	750.00 - 880.00	600.00 - 640.00
OP1	1450.00 - 1850.00	1430.00 - 1450.00	1070.00 - 1420.00	500.00 - 650.00
OP	780.00 - 900.00	770.00 - 780.00	670.00 - 770.00	550.00 - 570.00
OPA	700.00 - 980.00	650.00 - 680.00	570.00 - 610.00	500.00 - 540.00
PEKOE	800.00 - 1060.00	630.00 - 680.00	520.00 - 570.00	470.00 - 500.00
PEKOE1	810.00 - 1250.00	680.00 - 720.00	520.00 - 580.00	450.00 - 500.00
DUST / DUST1	480.00 - 580.00	420.00 - 470.00	380.00 - 410.00	330.00 - 360.00



- **Top Prices**
- **Colombo Auction Averages**
- **All Brokers Private Sale Figures**



TOP PRICES (SALE NO. 18 - 11TH / 12TH MAY 2021)



WESTERN HIGH			
BOP		Weddemulla	760.00
BOPSP		Wattegodde	620.00
BOPF/BOPFSP		Great Western	750.00
		Somerset	750.00
FBOP/FBOP1		Weddemulla	800.00
FBOPF/FBOPF1		Queensberry	760.00
BOP1		Weddemulla	800.00
OP/OPA	**	Venture	620.00
OP1	*	Venture	670.00
PEKOE/PEKOE1		Weddemulla	810.00

UVA HIGH			
BOP		Aislaby	740.00
BOPSP		Craig	650.00
		Uvakellie	650.00
BOPF/BOPFSP		Kelliebedde	630.00
FBOP/FBOP1		Aislaby	920.00
FBOPF/FBOPF1	*	Aislaby	750.00
BOP1	*	Spring Valley	770.00
OP/OPA	*	Glenanore	610.00
		Mount Uva	610.00
OP1		Oodoowerre	760.00
PEKOE/PEKOE1		Craig	850.00
		Glenanore	850.00

NUWARA ELIYA			
BOP		Mahagastotte	760.00
BOPF/BOPFSP	*	Lovers Leap	810.00
FBOP/FBOP1		Court Lodge	960.00
OP/OPA		Kenmare	470.00
PEKOE/PEKOE1		Mahagastotte	680.00

WESTERN MEDIUM			
BOP		Harangalla	770.00
BOPSP		Doombagastalawa	760.00
BOPF/BOPFSP		Vellai Oya	630.00
FBOP/FBOP1		Doombagastalawa	980.00
		Harangalla	980.00
FBOPF/FBOPF1		Harangalla	840.00
BOP1		Doombagastalawa	980.00
OP/OPA		Suriyagama	710.00
OP1	*	Kenilworth	760.00
PEKOE/PEKOE1	*	Nayapane	940.00

UVA MEDIUM			
BOP	*	Demodera "S"	740.00
BOPSP		Halpewatte Uva	740.00
BOPF/BOPFSP		Dickwella	750.00
FBOP/FBOP1	*	Halpewatte Uva	890.00
FBOPF/FBOPF1	*	Pettiagalla	770.00
BOP1	*	Glen Alpin	960.00
OP/OPA	*	Adawatte	620.00
		Meddakande	620.00
		Wewesse	620.00
OP1		Dickwella	780.00
		Halpewatte Uva	780.00
PEKOE/PEKOE1		Halpewatte Uva	880.00

CTC LOW			
PF1	*	Hingalgoda CTC	700.00
BP1	*	Ceciliyan CTC	630.00
BPS	*	Ceciliyan CTC	650.00
OF	*	Peakwatta CTC	430.00

UDA PUSSELLAWA			
BOP	*	Mooloya	550.00
		Luckyland	550.00
BOPSP		Kirklees	560.00
BOPF/BOPFSP		Luckyland	600.00
		Kirklees	600.00
FBOP/FBOP1		Gordon	840.00
FBOPF/FBOPF1		Gampaha	730.00
BOP1		Gonapitiya	650.00
OP/OPA		Delmar	610.00
OP1		Delmar	660.00
PEKOE/PEKOE1		Delmar	740.00

CTC HIGH			
PF1	*	Dunsinane CTC	610.00
BP1		Mount Vernon CTC	460.00
		Ulugedara CTC	460.00
BPS	*	Mount Vernon CTC	450.00
OF		-	

CTC MEDIUM			
PF1	**	Delta CTC	540.00
		Duckwari CTC	540.00
		Donside CTC	540.00
BP1	*	Strathdon CTC	470.00
BPS		-	
OF		-	



TOP PRICES (SALE NO. 18 - 11TH / 12TH MAY 2021)

LOW			
BOP		Kanneliya	1060.00
BOPSP		Hidellana	810.00
BOPF		Peak Paradise	940.00
BOPFSP		Suduwelipothahena Super	800.00
FBOP		Sithaka	1300.00
FBOP1		Hidellana	1060.00
FBOPF		Himara	1000.00
		Tippola Teas	1000.00
FBOPF1		Ransegoda	980.00
		Yalta	980.00
BOP1		New Vithanakanda	1120.00
OP1		Lumbini	1850.00
OP		New Deniyaya	900.00
OPA		Liyonta	980.00
		Sunrise	980.00
PEKOE		Peak View Super	1060.00
PEKOE1		Hidellana	1250.00

PREMIUM			
FBOPFSP		Moraketiya Super	2400.00
FBOPFEXSP		Lions	3150.00
FBOPFEXSP1		Sunrise	2950.00

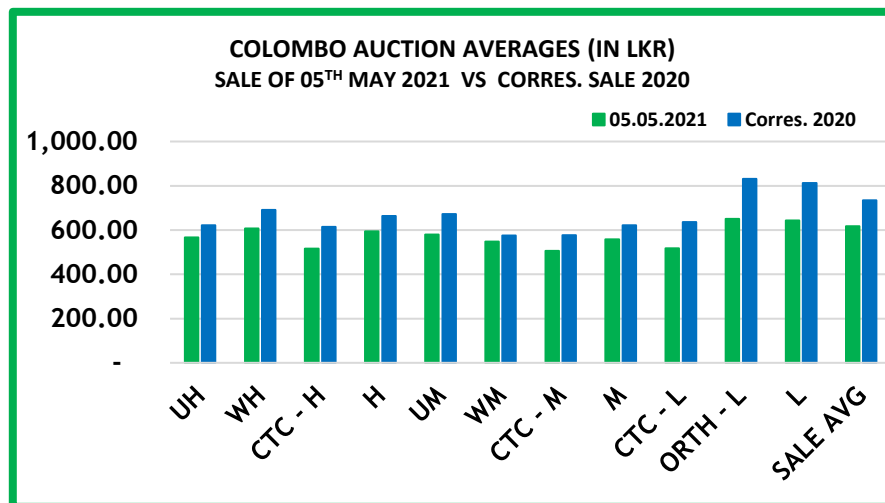
DUST			
DUST1		Mattakelle	920.00
P.DUST	*	Ceciliyan CTC	800.00

OFF GRADES			
FNGS/FNGS1		Kew	590.00
	*	Wanarajah	580.00
	*	Mayfield	580.00
PFNGS	*	Hingalgoda CTC	580.00
BM		Gunawardena	670.00
BP		Dickwella	690.00
BOP1A		Garden Leaf	690.00
		Goorookoya Super	690.00

**** MORE THAN ONE TOP PRICE OBTAINED**
*** TEAS SOLD BY JOHN KEELLS PLC**
+ ALL TIME RECORD PRICE
++ ALL TIME RECORD PRICE EQUALED

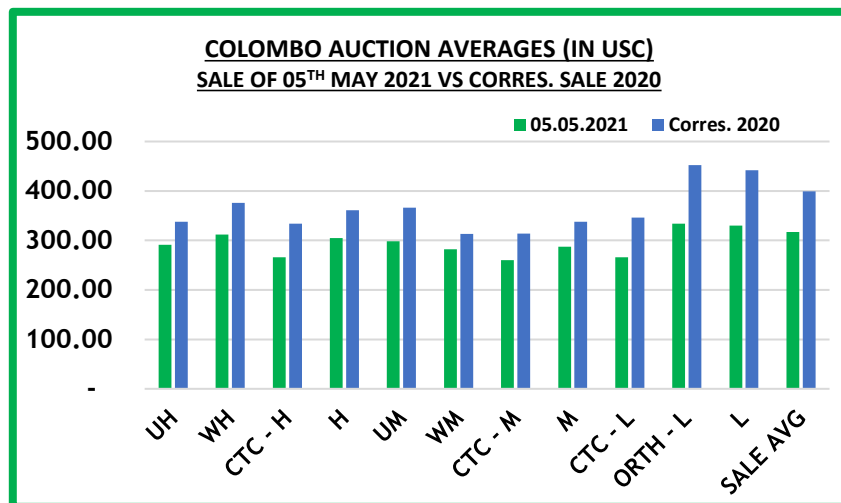


COLOMBO AUCTION AVERAGES



	Sale of 28/04/2021In LKR	Sale of 05/05/2021 In LKR	Corres. 2020 In LKR
Uva High Grown	586.90	565.88	621.64
Western High Grown	627.24	606.81	690.89
CTC High Grown	524.52	516.38	614.60
Summary of High Grown	614.23	593.39	663.53
Uva Medium Grown	584.16	579.82	672.50
Western Medium Grown	554.84	548.01	575.65
CTC Medium Grown	527.40	506.43	576.23
Summary of Medium Grown	564.37	558.24	621.43
CTC Low Grown	513.62	516.72	635.41
Orthodox Low Grown	661.26	650.14	830.99
Summary of Low Grown	652.15	642.56	811.69
TOTAL SALE AVERAGE	628.48	616.61	733.58

COLOMBO AUCTION AVERAGES



	Sale of 28/04/2021 In USC	Sale of 05/05/2021 In USC	Corres. 2020 In USC
Uva High Grown	303	291	338
Western High Grown	324	312	376
CTC High Grown	271	266	334
Summary of High Grown	317	305	361
Uva Medium Grown	302	298	366
Western Medium Grown	287	282	313
CTC Medium Grown	273	260	314
Summary of Medium Grown	292	287	338
CTC Low Grown	265	266	346
Orthodox Low Grown	342	334	452
Summary of Low Grown	337	330	442
TOTAL SALE AVERAGE	325	317	399

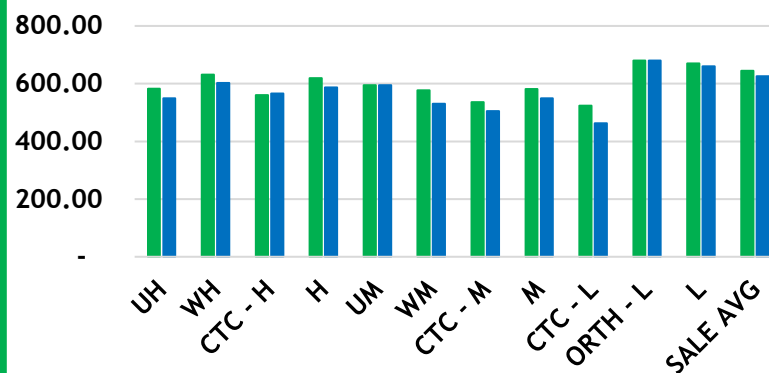


COLOMBO AUCTION AVERAGES

COLOMBO AUCTION AVERAGES – TODATE

(IN LKR)

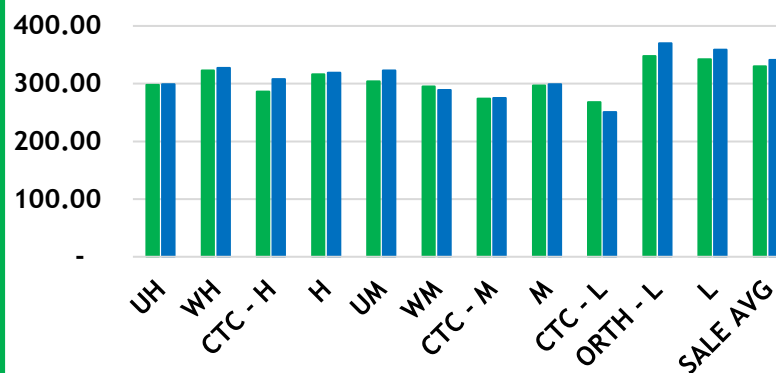
■ 2021 ■ 2020



COLOMBO AUCTION AVERAGES – TODATE

(IN USC)

■ 2021 ■ 2020



January to Date (Sale No.17)	2021 LKR	2020 LKR	2021 USC	2020 USC
Uva High Grown	582.90	548.79	298	299
Western High Grown	631.44	601.94	323	327
CTC High Grown	560.23	565.38	286	308
Summary of High Grown	618.55	586.91	316	319
Uva Medium Grown	594.93	594.49	304	323
Western Medium Grown	576.61	530.43	295	289
CTC Medium Grown	535.93	505.06	274	275
Summary of Medium Grown	581.80	549.45	297	299
CTC Low Grown	524.01	462.19	268	251
Orthodox Low Grown	679.76	680.12	348	370
Summary of Low Grown	669.63	660.25	342	359
TOTAL SALE AVERAGE	644.72	625.84	330	341



COLOMBO AUCTION AVERAGES

FROM 05 TH MAY 2021	LKR
Uva High Grown	569.94
Western High Grown	619.22
Summary of High Grown	602.96
Uva Medium Grown	571.05
Western Medium Grown	551.12
Summary of Medium Grown	557.86
Summary of Low Grown	641.34
TOTAL SALE AVERAGE	617.42



ALL BROKERS PRIVATE SALE FIGURES (FOR THE PERIOD – 03RD TO 08TH MAY 2021)

	WEEKLY	TODATE
High, Medium & Low	91,150.30	1,237,007.80
Green Tea	57,328.00	639,796.00
Organic Tea	12,070.00	193,906.29
BMF	118,722.00	3,376,272.00
Direct Sales	-	-
Forward Contract	47,720.00	479,090.00





- **Crop and Weather**
- **Crop Figures**
- **Tea News**
- **Notice**

CROP AND WEATHER - FOR THE PERIOD OF - 03RD TO 09TH MAY 2021



Western

Bright mornings with heavy afternoon showers were experienced throughout the week.



Nuwara Eliya

Bright mornings with heavy afternoon showers were recorded at the beginning of the week whilst occasional evening showers were reported towards the latter part.



Uva

Sunny mornings with occasional afternoon showers were experienced in Haputale and Lunugala districts.



Low Grown

Bright mornings with heavy afternoon showers were recorded in Deniyaya, Galle, and Ratnapura districts.



Crop

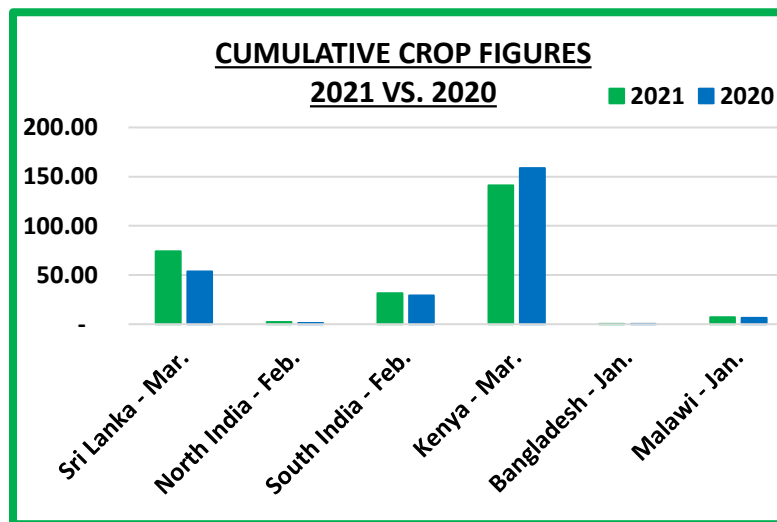
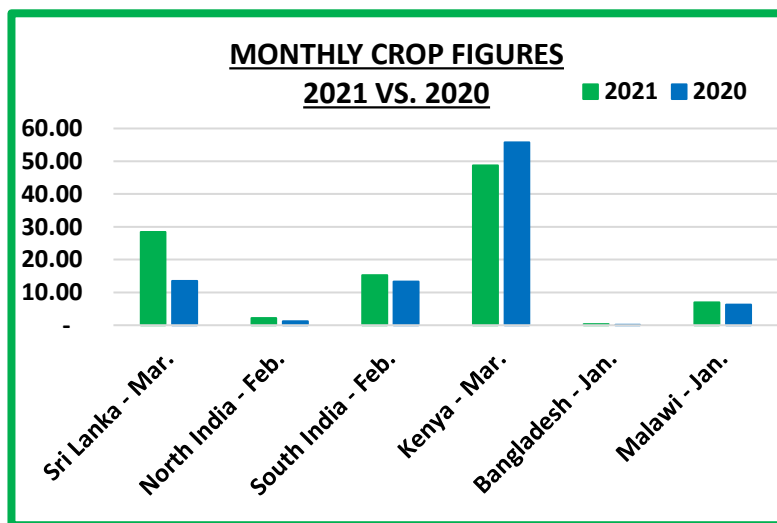
Crop intakes are high.



CROP FIGURES OF MAJOR PRODUCING & EXPORTING COUNTRIES

Country	Month	2021	2020	Cumulative	2021	2020	Cumulative + Inc. / Dec.
Sri Lanka	March	28.41	13.52	Upto March	74.03	53.68	+ 20.35
North India	February	2.18 (E)	1.24	Upto February	2.18 (E)	1.28	+ 0.9
South India	February	15.30 (E)	13.30	Upto February	31.35 (E)	29.32	+ 2.03
Kenya	March	48.69	55.73	Upto March	140.98	158.56	- 17.58
Bangladesh	January	0.28	0.17	Upto January	0.28	0.17	+ 0.11
Malawi	January	7.0	6.3	Upto January	7.0	6.3	+ 0.7

(E) - Estimated



TEA NEWS AROUND THE GLOBE



MOMBASA MARKET

SALE NO. 18 – SALE OF 03RD / 04TH & 05TH MAY 2021

Good general demand prevailed for the 187,943 packages (12,408,168.50 kilos) in the market at irregular rates and 14.84% were unsold.

LEAF GRADES

Offerings: 97,243 packages (6,360,976.00 kilos). 17.28% was unsold. Best BP1s in the market shed USC8 to USC18 following quality but brighter varieties were well competed for and advanced by USC2 to USC26 with medium sorts irregular varying between steady to USC12 above previous week's levels following quality to easier by USC11 to USC26 and a few invoices were unsold. Lower mediums saw an irregular interest and ranged between USC6 to USC32 dearer to easier by USC4 to USC25 with some lines remaining unsold while plainer categories varied between steady to USC31 above last prices to easier by USC3 to USC11 and some teas were neglected.

The best PF1s on offer eased by up to USC6 but a few improved lines gained up to USC2 with quality while brighter types shed USC3 to USC5. Medium categories held firm to USC14 below last week's rates with lower medium varieties irregular varying between USC6 to USC14 above last prices to easier by USC3 to USC12 and some invoices were unsold. Plainer descriptions saw an irregular enquiry ranging between USC5 to USC20 dearer to easier by USC2 to USC16 with some teas remaining without bids

DUST GRADES

Offerings: 62,140 packages (4,592,301.00 kilos). 12.10% remained without bids. The best PDUSTs on offer appreciated by USC2 to USC4 with brighter sorts firm to USC10 dearer while medium types held steady to USC3 above previous week's levels but some invoices eased by up to USC8 following quality; lower medium varieties were irregular varying between firm to USC10 above last prices to easier by USC5 to USC26 and a few lines were unsold. Plainer descriptions met an irregular interest and ranged between USC2 to USC25 dearer to easier by USC3 to USC10 with some teas remaining without bids and poorer invoices were difficult of sale.

Best DUST1s available saw an irregular enquiry and varied between firm to USC15 dearer closely following quality to easier by up to USC2 while brighter types held steady to USC2 above previous week's rate; mediums were irregular with quality and ranged between steady to USC10 dearer to easier by up to USC8 with lower medium sorts firm to USC5 above previous levels but a few lines remained unsold. Plainer categories held firm to USC12 dearer with some teas remaining unsold and poorer types were neglected.

SECONDARY GRADES

Offerings: 28,560 packages (1,454,891.50 kilos) and 13.24% remained unsold. In the Secondary Catalogues, BPs were firm with best PFs dearer while others held value. Clean well sorted coloury Fannings held value with similar DUSTs steady. Other Fannings eased with DUSTs steady. BMFs were well absorbed.

MARKETS

There was increased and strong enquiry from Egyptian Packers with more and useful support from Sudan while Yemen and other Middle Eastern countries lent more interest. UK increased activity but operated at lower levels with Kazakhstan, other CIS states and Russia active. Pakistan Packers and Bazaar showed good interest but at lower rates with selective support from Afghanistan while Iran were more selective. Local Packers showed less interest on account of price. Somalia were active at the lower end of the market.





TEA NEWS AROUND THE GLOBE

MOMBASA MARKET – Continued

QUOTATIONS	BROKENS	FANNINGS
Best	404 – 999	425 – 618
Good	392 – 739	418 – 480
Good Medium	375 – 501	408 – 443
Medium	315 – 431	344 – 429
Lower Medium	276 – 373	229 – 396
Plain	175 - 342	157 - 350

AUCTION AVERAGE PRICE

AUCTION	KENYA 2020 \$	KENYA 2021 \$	TOTAL 2020 \$	TOTAL 2021 \$
16	2.16	1.90	2.12	1.82
17	2.13	1.93	2.07	1.85
18	2.02	1.90	1.94	1.83

SOURCE : AFRICA TEA BROKERS LTD.





TEA NEWS AROUND THE GLOBE

SILIGURI MARKET

SALE NO.18 – SALE OF 08TH MAY 2021

1. Market Description:

- Demand - fair for good/best and better medium sorts, good for remainder.
- Whilst the common/plainer sorts sold at firm to dearer rates, remainder eased following a drop in quality.
- Dust followed a similar trend to leaf.

2. TOTAL AUCTION WEIGHTED AVERAGE (₹)

	2021-22			2020-21			UPTO SALE - 18		
	SALE - 18	SALE - 17	+/-	SALE - 18	SALE - 15	+/-	2021-22	2020-21	2019-20
CTC	200.07	200.28	-0.21	DROPPED	218.43	-218.43	208.56	222.46	153.90
DUST	185.78	191.33	-5.55	DROPPED	212.44	-212.44	194.07	217.79	146.41
TOTAL	198.31	199.28	-0.98	DROPPED	217.90	-217.90	207.13	222.05	153.09

SOURCE: PARCON INDIA PVT LTD

GUWAHATI MARKET

SALE NO. 18 – SALE OF 07TH MAY 2021

Market description :

- Good demand at dearer levels across all categories.
- Dust too witnessed dearer tendency although withdrawal was comparatively higher to leaf at 26% against 17% for leaf.

2. TOTAL AUCTION WEIGHTED AVERAGE (₹)

	2021-22			2020-21			UPTO SALE - 18		
	SALE - 18	SALE - 17	+/-	SALE - 18	SALE - 15	+/-	2021-22	2020-21	2019-20
CTC	206.95	200.24	6.71	DROPPED	270.32	-270.32	205.69	271.77	154.45
DUST	199.21	189.24	9.97	DROPPED	257.79	-257.79	198.00	262.13	149.95
TOTAL	204.74	197.70	7.03	DROPPED	266.63	-266.63	203.68	269.03	153.07

SOURCE: PARCON INDIA PVT LTD



TEA NEWS AROUND THE GLOBE



KOLKATA ORTHODOX / CTC MARKET

SALE NO.18 – SALE OF 07TH MAY 2021

1. Market description :

- Good demand.
- Levels for clean, well made teas were around last following quality, particularly for the whole leaf grades.
- Remainder irregular and at times lower, whilst the larger brokens saw improved enquiry.
- Fannings & secondaries continued to be readily absorbed.

	WHOLE LEAF			BROKENS	FANNINGS
	1ST LINE	2ND LINE	GFOP	BROKENS	FANNINGS
BEST	330+(N)	285/300(N)	300/315(N)	255/275(N)	220+(N)
GOOD	285/320	270/285(N)	280/300	235/250	180/210+
MEDIUM	260/280(N)	255/270	250/260	220/230	140/160

1. Market description :

- Demand – good for leaf & fair for Dust.
- All sections of buyers were active with improved participation from the major blenders.

2. TOTAL AUCTION WEIGHTED AVERAGE (₹)

	2021-22			2020-21			UPTO SALE - 18		
	SALE - 18	SALE - 17	+/-	SALE - 18	SALE - 14	+/-	2021-22	2020-21	2019-20
CTC	219.60	204.11	15.49	DROPPED	183.50	-183.50	214.95	183.50	154.95
DUST	220.30	217.61	2.69	DROPPED	185.83	-185.83	219.69	185.83	157.04
TOTAL	219.79	207.05	12.75	DROPPED	183.63	-183.63	215.98	183.63	155.30

SOURCE: PARCON INDIA PVT LTD



UPCOMING AUCTION DETAILS

Auction No.	20		19	
Dates	24 th / 25 th May 2021		18 th / 19 th May 2021	
	No. of Lots	Qty – kg	No. of Lots	Qty – kg
Ex-Estate	1,013	1,193,112	1,039	1,231,823
Main Sale Total	11,582	6,456,514	11,431	6,635,690
High & Medium	1,971	1,089,155	1,838	1,034,365
Low Grown – Leafy	2,159	1,039,714	2,263	1,116,890
Low Grown – Semi Leafy	2,077	1,104,817	1,840	1,046,398
Low Grown Tippy	2,162	1,194,451	2,209	1,298,929
Premium / Flowery	345	66,930	267	53,246
Off Grades	2,320	1,365,944	2,400	1,429,551
Dust	548	595,503	614	656,311
Grand Total	12,595	7,649,626	12,470	7,867,513
Reprints	741	395,061	365	203,812
Total No. of Lots on Offer	12,595		12,470	
Total Quantity on Offer (kg)	7,649,626		7,867,513	



SCHEDULED CLOSING DATES

Auction No.	Date of Sale	Ex-Estate	Main Sale
21	01 st / 02 nd June 2021	13/05/2021	13/05/2021
22	08 th / 09 th June 2021	20/05/2021	20/05/2021
23	15 th / 16 th June 2021	28/05/2021	28/05/2021

PROMPT DATES

Auction No.	Buyers	Sellers
19	25/05/2021	28/05/2021
20	31/05/2021	01/06/2021
21	08/06/2021	09/06/2021



ORDER OF SALE (SALE NO. 19 - 18TH / 19TH MAY 2021)

Main Sale Order – 1 (Leafy / Semi Leafy / Tippy / Premium / 1A)	Main Sale Order – 2 (H & M / Off Grade / Dust)	Ex-Estate
Asia Siyaka Commodities PLC.	Lanka Commodity Brokers Ltd	F & W Tea Brokers (Pvt) Ltd
F & W Tea Brokers (Pvt) Ltd	Mercantile Produce Brokers (Pvt) Ltd	Mercantile Produce Brokers (Pvt) Ltd
Mercantile Produce Brokers (Pvt) Ltd	F & W Tea Brokers (Pvt) Ltd	Eastern Brokers. Ltd.
Eastern Brokers. Ltd.	Eastern Brokers. Ltd.	JOHN KEELLS PLC
Bartleet Produce Marketing (Pvt) Ltd	JOHN KEELLS PLC	Bartleet Produce Marketing (Pvt) Ltd
Lanka Commodity Brokers Ltd	Ceylon Tea Brokers PLC	Ceylon Tea Brokers PLC
JOHN KEELLS PLC	Bartleet Produce Marketing (Pvt) Ltd	Lanka Commodity Brokers Ltd
Ceylon Tea Brokers PLC	Asia Siyaka Commodities PLC.	Asia Siyaka Commodities PLC.

[DB : HR]



NOTICE



We congratulate Talawakelle Tea Estates PLC for their achievement in being awarded the Gold status of the Measure, Reduce and Contribute stages of the “UN Climate Neutral Now – UNFCCC” initiative.





“

There is a powerful driving force inside every human being that, once unleashed, can make any vision, dream, or desire a reality.

— Anthony Robbins

”