



TEA MARKET REPORT

JOHN KEELLS PLC

SALE NO.18 – 14TH MAY 2025

ORDER OF SALE (SALE NO. 18 – 14TH MAY 2025)

Main Sale Order – 1 (Leafy / Semi Leafy / Tippy / Premium / 1A)	Main Sale Order – 2 (H & M / Off Grade / Dust)	Ex-Estate
ASIA SIYAKA COMMODITIES PLC.	ASIA SIYAKA COMMODITIES PLC.	CEYLON TEA BROKERS PLC
FORBES & WALKER TEA BROKERS (PVT) LTD	LANKA COMMODITY BROKERS LTD	LANKA COMMODITY BROKERS LTD
MERCANTILE PRODUCE BROKERS (PVT) LTD	MERCANTILE PRODUCE BROKERS (PVT) LTD	ASIA SIYAKA COMMODITIES PLC.
EASTERN BROKERS. LTD.	FORBES & WALKER TEA BROKERS (PVT) LTD	FORBES & WALKER TEA BROKERS (PVT) LTD
BARTLEET PRODUCE MARKETING (PVT) LTD	EASTERN BROKERS. LTD.	MERCANTILE PRODUCE BROKERS (PVT) LTD
LANKA COMMODITY BROKERS LTD	JOHN KEELLS PLC	EASTERN BROKERS. LTD.
JOHN KEELLS PLC	CEYLON TEA BROKERS PLC	BARTLEET PRODUCE MARKETING (PVT) LTD
CEYLON TEA BROKERS PLC	BARTLEET PRODUCE MARKETING (PVT) LTD	JOHN KEELLS PLC



AUCTION DETAILS

Auction No.	18	
Dates	14 th May 2025	
	No. of Lots	Qty – kg
Ex Estate	951	975,658
Main Sale Total	8,278	4,145,455
High & Medium	1,141	574,611
Low Grown - Leafy	2,071	837,626
Low Grown - Semi Leafy	1,316	587,904
Low Grown Tippy	1,312	653,226
Premium / Flowery	248	43,647
Off Grades	1,527	795,038
Dust	663	653,403
Grand Total	9,229	5,121,113
Reprints	654	330,386
Total No. of Lots Offered	9,229	
Total Quantity Offered (kg)	5,121,113	

PROMPT DATES

Auction No.	Buyers	Sellers
18	20/05/2025	21/05/2025



COMMENTS



0.97Mkg of Ex-Estate teas on offer met with lower demand. Select Best Western High Grown BOPs declined, the below best and plainer varieties followed a similar trend. Select best Western High Grown BOPFs declined substantially following quality, the below best and plainer varieties declined to a lesser extent. Nuwara Eliya BOPs declined, the BOPFs too were tending lower. Uda Pussellawa BOPs were irregularly lower, the BOPFs declined from last week's levels. Uva BOPs declined sharply, the BOPFs too eased from last week's levels. Low Grown CTC BP1s mostly remained unsold. The High and Medium sorts were mostly lower. Low Grown CTC PF1s were irregularly lower. The High and Medium sorts declined with some invoices remaining unsold due to a lack of suitable bids.

The 2.1Mkg of Low Grown teas on offer met with lower demand. In the Leafy segment, OP/ OPAs declined substantially. OP1s met with mixed interest. BOP1s met with irregular demand. PEKOE were lower, PEKOE1s met with good demand. In the Small Leaf segment, well-made FBOPs were firm, bolder types were lower to last. All FBOPF1s were firm on last. BOPF.SP, BOPF, BOP.SP were firm. Well-made BOPs were lower to last, others were firm. FBOPF varieties were firm. Premium Flowery teas met with fair demand.

Turkey, Russia and the C.I.S countries lent fair support. Libya and Iraq were active.





MARKET DESCRIPTION

Western Teas

Select best Western High Grown BOPs declined Rs.40/- to Rs.60/- and more, the below best and plainer varieties too declined by a similar margin. Select best Western High Grown BOPFs declined Rs.80/- to Rs.100/- on average, the below best and plainer varieties declined by Rs.60/- to Rs.80/- and more with a considerable volume remaining unsold. Medium BOPs were irregularly lower. The BOPFs declined Rs.20/- to Rs.40/- on average.

Nuwara Eliya Teas

BOPs barely maintained. The BOPFs declined Rs.50/- and more at times.

Uva Teas

Uva BOPs declined sharply. The BOPFs too followed a similar trend. Uda Pussellawa BOPs were irregularly lower. The BOPFs too declined by Rs.20/- to 40/- on average.

CTC Teas

Low Grown CTC BP1s mostly remained unsold. The High and Medium sorts were mostly lower. Low Grown CTC PF1s were irregularly lower. The High and Medium sorts declined with some invoices remaining unsold due to a lack of suitable bids.

QUOTATIONS

	BOP – RS.	BOPF – RS.
Good Westerns	1160 – 1260	1140 – 1280
Average Westerns	960 – 1140	1060 – 1120
Plainer Westerns	820 – 940	830 – 1040
Western Mediums	840 – 1700	800 – 1120
Uva Teas	900 – 1000	1000 – 1080
Nuwara Eliya Teas	1200 – 1240	1200 – 1280
Uda Pussellawa Teas	840 – 880	830 – 960
CTC (BP1 and PF1)	740 – 1120	740 – 1550





MARKET DESCRIPTION

Low Grown

Select best and best OP1s met with reasonable demand, secondaries were irregular. Well-made OPs declined substantially, secondaries too were lower to last. OPAs in general met with lower interest. Well-made BOP1s were firm, others met with irregular demand. Well-made Pekoes along with the bolder types were irregular, others were lower to last. All Pekoe1s met with attractive demand.

BOPs in general were easier. BOP.SP.s, BOPF.SP.s and BOPFs were firm. All FBOPF1s in general were firm. Well-made FBOPs were firm, whilst the bolder types were easier. FBOPFs in general were firm. Premium Flowery teas were met with fair demand.

Off Grades

Select best FGS1s were firm on last levels whilst best types depreciated by Rs.20/- to Rs.40/- and more towards the closure, below best and poorer sorts were lower by Rs.20/- to Rs.30/-. Select best and best BMs depreciated by Rs.10/- to Rs.20/-, below best and poorer sorts were firm on last levels. Select best and best BPs were lower by Rs.20/- to Rs.60/- and more towards the closure, below best and poorer varieties maintained on last levels. Select best BOP1As were higher by Rs.10/- to Rs.20/-, best types were lower by Rs.20/- to Rs.40/-, below best types were lower by Rs.40/- to Rs.60/-, whilst poorer types were lower by Rs.10/- to Rs.20/-.

Dust

Select best and best Dust1s were firm, below best and poorer types declined by Rs.50/- to Rs.100/-. All High & Medium CTCs declined by Rs. 40/- to Rs.60/- and more. Low Grown CTCs declined by Rs.50/-. Select best and best Low Grown Dust/Dust1s declined by Rs. 50/- to Rs.80/-.



QUOTATIONS

	Select Best	Best	Below Best	Others
LIQUORING				
DUST-1	1260.00 - 1600.00	1140.00 - 1250.00	900.00 - 1130.00	660.00 - 890.00
OFF GRADES				
FGS1	1000.00 - 1140.00	940.00 - 990.00	810.00 - 930.00	710.00 - 800.00
FGS	830.00 - 900.00	760.00 - 820.00	730.00 - 750.00	650.00 - 720.00
LOW GROWNS				
FBOPF / FFSP / FFEXSP	4350.00 - 5800.00	3900.00 - 4100.00	2800.00 - 3500.00	1000.00 - 1200.00
BOP	1600.00 - 1900.00	1350.00 - 1400.00	1000.00 - 1300.00	950.00 - 1000.00
BOPSP	1500.00 - 1600.00	1300.00 - 1400.00	1000.00 - 1100.00	900.00 - 950.00
BOPF	1200.00 - 1500.00	900.00 - 1000.00	850.00 - 900.00	800.00 - 850.00
FBOPF1	1600.00 - 1750.00	1450.00 - 1500.00	1350.00 - 1400.00	1000.00 - 1100.00
FBOP	2100.00 - 2400.00	1600.00 - 1750.00	1250.00 - 1400.00	1000.00 - 1100.00
BOP1	2000.00 - 3000.00	1650.00 - 1950.00	1000.00 - 1340.00	850.00 - 980.00
OP1	2400.00 - 3200.00	2250.00 - 2350.00	1600.00 - 2200.00	900.00 - 1550.00
OP	1340.00 - 1650.00	1240.00 - 1320.00	1160.00 - 1220.00	920.00 - 1140.00
OPA	1260.00 - 1600.00	1160.00 - 1240.00	1060.00 - 1140.00	860.00 - 1040.00
PEKOE	1400.00 - 2350.00	1300.00 - 1380.00	1180.00 - 1280.00	800.00 - 1160.00
PEKOE1	1650.00 - 2400.00	1400.00 - 1600.00	1280.00 - 1380.00	850.00 - 1260.00
DUST / DUST1	900.00 - 1300.00	790.00 - 890.00	720.00 - 780.00	660.00 - 710.00



EXCHANGE RATES

The average rates currencies quoted on 14th May 2025 at 9.30 a.m. by Commercial Banks in Colombo for Telegraphic Transfers (TT).

CURRENCY	BUY RATE	SELL RATE
USD	294.69	303.05
EURO	327.79	341.12
GBP	390.60	404.74



- **Top Prices**
- **Colombo Auction Averages**
- **All Brokers Private Sale Figures**



TOP PRICES (SALE NO. 18 – 14TH MAY 2025)



WESTERN HIGH			
BOP		Norwood	1260.00
BOPSP	*	Mattakelle	1380.00
BOPF/BOPFSP		Talawakelle	1280.00
FBOP/FBOP1		Torrington	1550.00
FBOPF/FBOPF1		Bogahawatte	1440.00
		Queensberry	1440.00
		Torrington	1440.00
BOP1		Torrington	1460.00
OP/OPA		Torrington	1200.00
OP1	*	Venture	1380.00
PEKOE/PEKOE1		Bogahawatte	1460.00

UVA HIGH			
BOP		Nayabedde	1000.00
		Bandaraeliya	1000.00
BOPSP		Ranaya	1080.00
BOPF/BOPFSP		Nayabedde	1080.00
FBOP/FBOP1		Gonamotawa	1800.00
FBOPF/FBOPF1		Gonamotawa	1480.00
BOP1		Uva Highlands	1800.00
OP/OPA		Spring Valley	1360.00
OP1		Craig	1460.00
PEKOE/PEKOE1		Gonamotawa	1500.00

NUWARA ELIYA			
BOP		Mahagastotte	1240.00
BOPSP		-	
BOPF/BOPFSP	*	Lovers Leap	1280.00
FBOP/FBOP1	*	Court Lodge	1420.00
OP/OPA		Kenmare	1160.00
PEKOE/PEKOE1	*	Lovers Leap	1400.00

WESTERN MEDIUM			
BOP		Ancoombra	1700.00
BOPSP		Uplands	1480.00
BOPF/BOPFSP		Vellai Oya	1120.00
FBOP/FBOP1		Harangalla	1750.00
FBOPF/FBOPF1		Harangalla	1600.00
BOP1	*	Nayapane	1700.00
		Harangalla	1700.00
OP/OPA	*	Kenilworth	1200.00
OP1		Greenwood	1200.00
PEKOE/PEKOE1	*	Kenilworth	1650.00
		Meezan	1650.00
		Harangalla	1650.00

UVA MEDIUM			
BOP		Aruna Passara	1460.00
BOPSP		Hindagala	1380.00
BOPF/BOPFSP		Dickwella	1460.00
FBOP/FBOP1		Dickwella	1650.00
		Misty-Uva	1650.00
FBOPF/FBOPF1		Dickwella	1500.00
BOP1	*	Demodera 'S'	1750.00
OP/OPA	*	Glen Alpin	1300.00
OP1		Dickwella	1750.00
PEKOE/PEKOE1		Glen Alpin	1600.00
		Dickwella	1600.00

CTC LOW			
PF1	*	Hingalgoda CTC	1550.00
BP1	*	Ceciliyan CTC	1120.00
BPS		-	
OF		-	

UDA PUSSELLAWA			
BOP	*	Liddesdale	890.00
BOPSP		Delmar	1100.00
BOPF/BOPFSP		Kirklees	960.00
FBOP/FBOP1		Delmar	1500.00
FBOPF/FBOPF1		Delmar	1440.00
BOP1		-	
OP/OPA		Gonapitiya	1160.00
OP1		Gonapitiya	1200.00
PEKOE/PEKOE1		Blairlmond	1360.00

CTC HIGH			
PF1	*	Dunsinane CTC	1160.00
BP1		-	
BPS		-	
OF		-	

CTC MEDIUM			
PF1		New Peacock CTC	1140.00
		Strathdon CTC	1140.00
BP1	*	Delta CTC	1100.00
BPS		Strathdon CTC	870.00
OF		-	



TOP PRICES (SALE NO. 18 – 14TH MAY 2025)

LOW			
BOP		Mulatiyana hills	2450.00
BOPSP		Kamarangapitiya	2200.00
BOPF		Katanwila	1500.00
BOPFSP		New Spring View	1500.00
FBOP		Sithaka	2450.00
FBOP1		Kiruwanaganga	2100.00
FBOPF		Lenama Hills	2200.00
FBOPF1		Pothotuwa	1750.00
	*	Lumbini	1700.00
		Pothotuwa	1700.00
		Ransegoda	1700.00
		Thalapalakanda Super	1700.00
		Makandura	1700.00
		Adams View	1700.00
		Wilehena	1700.00
BOP1		Pothotuwa	3000.00
OP1		Gunawardena	3200.00
OP		Mulatiyana Hills	2850.00
OPA		Lucky Dais	1600.00
PEKOE		Lumbini	2350.00
PEKOE1		New Batuwangala	2400.00

PREMIUM			
FBOPFSP	*	Lumbini	4600.00
FBOPFEXSP		H P P Tea	4800.00
FBOPFEXSP1		Lions	5050.00

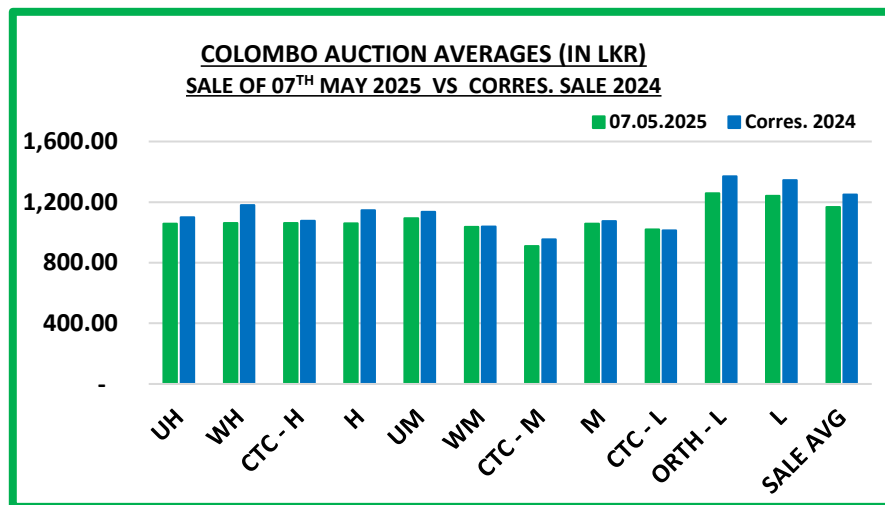
DUST			
DUST1	*	Mattakelle	1600.00
P.DUST		Kalubowoitiyana CTC	1440.00

OFF GRADES			
FNGS/FNGS1		Wanarajah	1140.00
PFNGS	*	Hingalgoda CTC	1160.00
		Liyonta CTC	1160.00
BM	*	Arbour Valley	1000.00
		Chandrika Estate	1000.00
BP	*	Arbour Valley	1180.00
	*	Spring Valley	1160.00
		Chandrika Estate	1160.00
	*	Court Lodge	1140.00
BOP1A	*	New Kandadola	1300.00
		Narangala Super	1300.00

**** MORE THAN ONE TOP PRICE OBTAINED**
*** TEAS SOLD BY JOHN KEELLS PLC**
+ ALL TIME RECORD PRICE
++ ALL TIME RECORD PRICE EQUALED

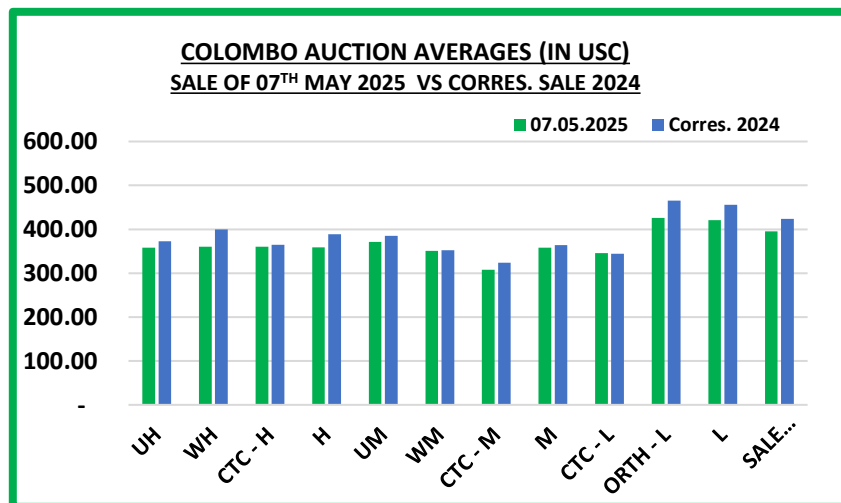


COLOMBO AUCTION AVERAGES



	Sale of 29/04/2025 In LKR	Sale of 07/05/2025 In LKR	Corres. 2024 In LKR
Uva High Grown	1071.82	1057.41	1100.13
Western High Grown	1081.14	1061.76	1179.41
CTC High Grown	1040.06	1061.76	1077.09
Summary of High Grown	1077.79	1060.12	1147.51
Uva Medium Grown	1118.55	1094.18	1135.91
Western Medium Grown	1041.88	1037.45	1039.02
CTC Medium Grown	946.09	909.21	954.60
Summary of Medium Grown	1067.56	1056.89	1074.73
CTC Low Grown	1014.77	1020.64	1013.52
Orthodox Low Grown	1286.56	1257.60	1371.20
Summary of Low Grown	1270.81	1242.53	1344.06
TOTAL SALE AVERAGE	1188.33	1166.87	1249.52

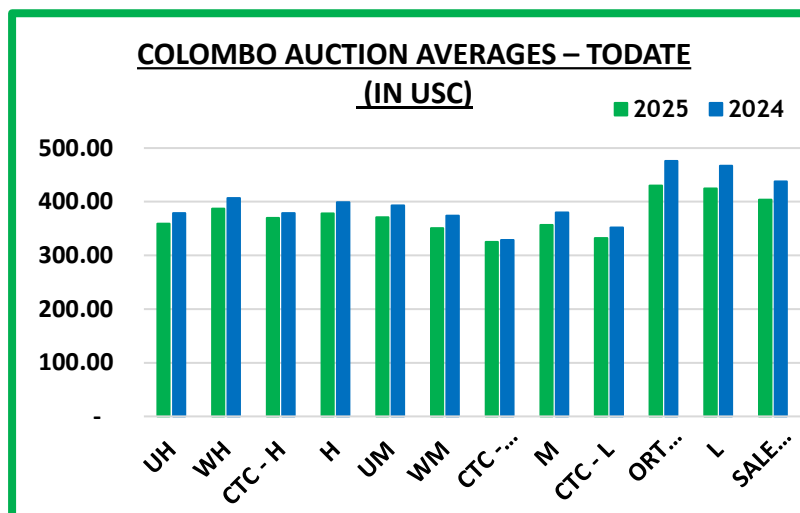
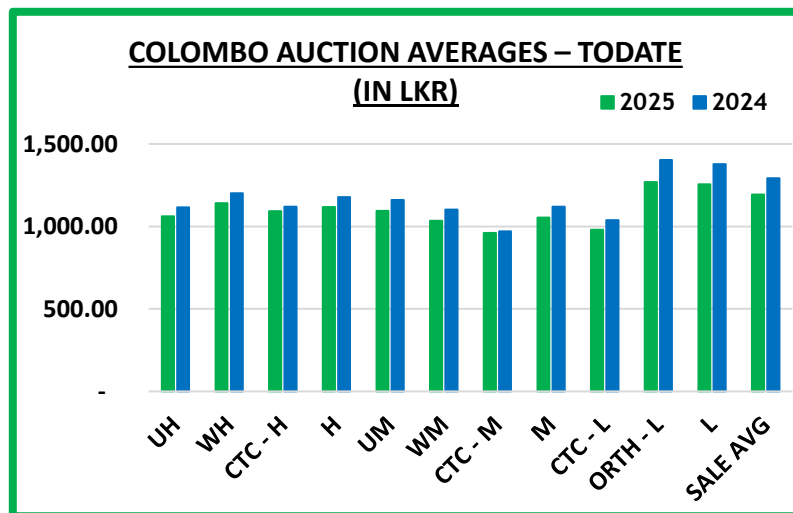
COLOMBO AUCTION AVERAGES



	Sale of 29/04/2025 In USC	Sale of 07/05/2025 In USC	Corres. 2024 In USC
Uva High Grown	363	358	373
Western High Grown	366	360	400
CTC High Grown	352	360	365
Summary of High Grown	365	359	389
Uva Medium Grown	379	371	385
Western Medium Grown	353	351	352
CTC Medium Grown	320	308	324
Summary of Medium Grown	361	358	364
CTC Low Grown	344	346	344
Orthodox Low Grown	436	426	465
Summary of Low Grown	430	421	456
TOTAL SALE AVERAGE	402	395	424



COLOMBO AUCTION AVERAGES



January to Date (Sale No.17)	2025 LKR	2024 LKR	2025 USC	2024 USC
Uva High Grown	1060.92	1116.45	359	379
Western High Grown	1141.15	1201.51	387	407
CTC High Grown	1091.85	1119.20	370	379
Summary of High Grown	1116.83	1177.38	378	399
Uva Medium Grown	1095.12	1159.36	371	393
Western Medium Grown	1035.04	1101.68	351	374
CTC Medium Grown	960.58	970.74	325	329
Summary of Medium Grown	1053.76	1119.57	357	380
CTC Low Grown	980.83	1038.55	332	352
Orthodox Low Grown	1269.02	1403.47	430	476
Summary of Low Grown	1255.65	1378.02	425	467
TOTAL SALE AVERAGE	1193.65	1292.85	404	438



COLOMBO AUCTION AVERAGES

FROM 01 ST TO 07 TH MAY 2025	LKR
Uva High Grown	1067.54
Western High Grown	1076.76
Summary of High Grown	1073.45
Uva Medium Grown	1094.35
Western Medium Grown	1018.00
Summary of Medium Grown	1042.90
Summary of Low Grown	1238.14
TOTAL SALE AVERAGE	1161.66



ALL BROKERS PRIVATE SALE FIGURES (FOR THE PERIOD – 05TH TO 10TH MAY 2025)

	WEEKLY	TODATE
High & Medium	154,804.50	2,524,244.05
Low	14,151.00	462,807.45
Green Tea	11,255.00	691,528.00
Organic Tea	23,226.00	163,804.00
BMF	25,283.00	734,174.00
Direct Sales	-	-
Forward Contract	45,935.00	1,069,871.00





- **Crop and Weather**
- **Crop Figures**
- **Tea News**
- **Circulars**

CROP AND WEATHER - FOR THE PERIOD OF 05TH TO 11TH MAY 2025



Western

Bright weather with occasional evening rainfall was recorded in Agarapatana, Dickoya and Talawakelle districts.



Nuwara Eliya

Nuwara Eliya and Kandapola reported bright weather with occasional showers.



Uva

Badulla and Lunugala recorded bright weather throughout the week, whilst Haputale districts reported bright weather with occasional rainfall.



Low Grown

Bright weather with occasional evening showers were recorded in Deniyaya, Galle and Rathnapura districts.



Crop

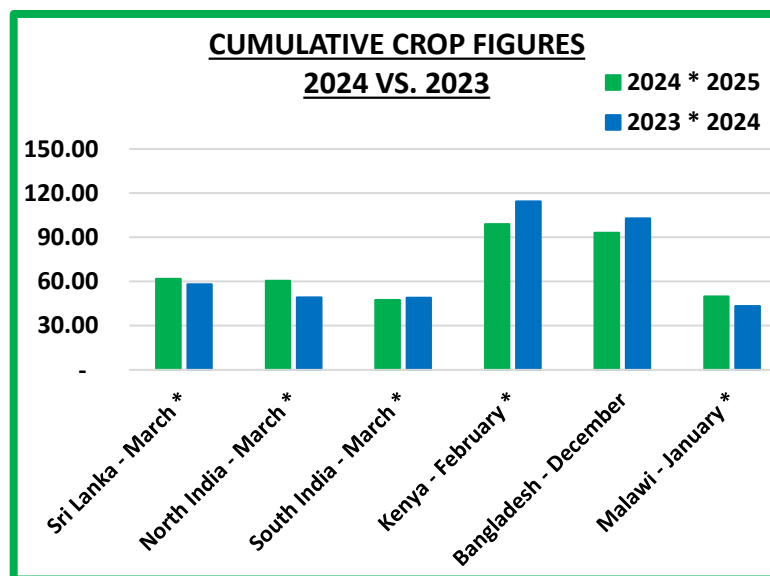
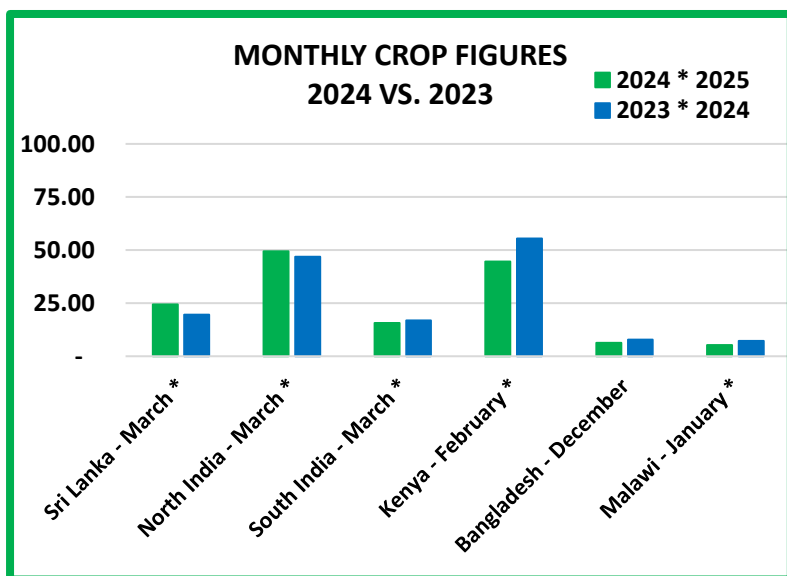
Crop intake is moderate.



CROP FIGURES OF MAJOR PRODUCING & EXPORTING COUNTRIES

Country	Month	2024 * 2025	2023 * 2024	Cumulative + Inc. / Dec.	Cumulative	2024 * 2025	2023 * 2024	Cumulative + Inc. / Dec.
Sri Lanka	March	*24.42	*19.56	+ 4.86	Upto March	*61.77	*58.16	+ 3.61
North India	March	*49.43(E)	*46.90	+ 2.53	Upto March	*60.44(E)	*49.18	+ 11.26
South India	March	*15.71(E)	*16.88	- 1.17	Upto March	*47.48(E)	*48.98	- 1.50
Kenya	February	* 44.61	* 55.44	- 10.83	Upto February	* 98.98	* 114.41	- 15.43
Bangladesh	December	6.37	7.79	-1.42	Upto December	93.04	102.95	- 9.91
Malawi	January	* 5.30	* 7.20	- 1.90	Upto January	* 49.79	* 43.35	+ 6.44

(E) - Estimated



TEA NEWS AROUND THE GLOBE



MOMBASA MARKET

SALE NO. 19 – SALE OF 12TH / 13TH MAY 2025

Demand remained fair at irregular rates for the 188,879 packages (12,933,401.00 kilos) available in the market; 39.63% remained unsold.

OFFERINGS

Leaf Grades	-	96,120 packages (6,324,465.00 kilos) – 49.42% unsold.
Dust Grades	-	76,860 packages (5,765,786.00 kilos) – 32.55% unsold.
Secondary Grades	-	15,899 packages (843,150.00 kilos) – 14.71% unsold.

MARKETS

Pakistan Packers showed more activity while **Yemen, other Middle Eastern countries, Kazakhstan and other CIS states** were strong and dominant. **Bazaar** showed less interest while **Afghanistan** lent some support. **UK** maintained enquiry with **Egyptian Packers** more active but at lower rates. **Russia** and **South Sudan** showed less participation with **Sudan** absent. **Local Packers** reduced interest while **Somalia** maintained support at the lower end of the market.

LEAF GRADES (M2 & M3)

BP1:

Best – Met improved absorption, appreciating by up to USC96.

Brighter – Gained up to USC24 but a few lines shed up to USC7.

Mediums – KTDA mediums saw irregular enquiry and ranged between firm to USC15 above previous rates to easier by up to USC12. The nominal weight of plantation mediums available, ranged b USC34 dearer to easier by up to USC10.

Lower Medium – Met less enquiry and shed up to USC20.

Plainer – Lost up to USC7.

PF1:

Best – Irregularly easier by up to USC24.

Brighter – Eased by up to USC21.

Mediums – KTDA mediums met irregular interest and ranged between firm to USC9 above previous rates to easier by up to USC13 while plantation mediums lost up to USC10.

Lower Medium – Some invoices were up to USC7 dearer with others easier by up to USC5.

Plainer – Mostly shed up to USC14 but select teas were up to USC3 above last levels.

DUST GRADES (M1)

PDUST:

Best – Saw irregular enquiry and ranged between firm to USC19 above previous rates to easier by up to USC6.

Brighter – Shed up to USC18.

Mediums – KTDA mediums met irregular interest at steady to USC8 dearer to easier by up to USC15 while plantation mediums lost up to USC28.

Lower Medium – Eased by up to USC27 with some lines USC36 below previous levels.

Plainer – Irregularly shed up to USC19.



TEA NEWS AROUND THE GLOBE



MOMBASA MARKET – Continued ;

DUST1:

Best – Some invoices advanced up to USC15 with others mostly easier by a similar margin.

Brighter – Lost up to USC13 but some teas appreciated by up to USC9.

Mediums – KTDA mediums gained up to USC23 while plantation mediums eased up to USC10.

Lower Medium – Were discounted by up to USC12.

Plainer – Shed up to USC16.

SECONDARY GRADES (\$1)

In the Secondary Catalogues, best **BPs** were steady to irregularly dearer while others were about firm; **PFs** tended easier. Clean well sorted coloury **Fannings** were about steady while **similar DUSTs** held value with some teas USC15 easier. **Other Fannings** were fully firm with **DUSTs** steady. **BMFs** were readily absorbed at previous levels.

QUOTATIONS	BROKENS - USC	FANNINGS - USC
Best	200 – 452	274 – 414
Good	200 – 254	265 – 338
Good Medium	200 – 271	210 – 308
Medium (KTDA)	130 – 175	130 – 250
Medium (Plantations)	130 – 222	136 – 179
Lower Medium	100 – 157	110 – 151
Plainer	090 – 116	075 – 121

AUCTION	KENYA 2024 \$	KENYA 2025 \$	TOTAL 2024 \$	TOTAL 2025 \$
17	2.37	2.00	2.24	1.95
18	2.25	2.03	2.12	1.98
19	2.15	1.91	1.99	1.88

SOURCE : AFRICA TEA BROKERS LTD.



TEA NEWS AROUND THE GLOBE



CHITTAGONG MARKET

SALE NO. 02 – 12TH MAY 2025

CTC LEAF: 22,239 packages of tea on offer once again met with a fairly strong demand.

BROKENS/FANNINGS: Well made good liquoring varieties continued to be a strong feature of the sale and witnessed more competition and these could be quoted between Tk.270/- and Tk.300/-. Below best varieties were again a good market but prices eased slightly and these sold between Tk.235/- and Tk.250/-. The remainder again met with a fair demand at slightly easier rates and prices realised between Tk.200/- and Tk.225/-. BLF teas sold fairly well and sold between Tk.160 and 205/-.

DUST: 2,796 packages of tea on offer met with a fairly strong demand. Good liquoring Dusts met with a good demand and prices were irregular closely following quality. Others also sold at around last levels with hardly any withdrawals. Blenders lent good support with fair interest from the Loose tea buyers.

COMMENTS: Demand this week was a little more widespread with a few more buyers participating in the sale. The best varieties were mostly firm but all others eased a little in line with quality. Blenders continued to lend strong support with more interest from the Loose tea buyers.

All CDs were the strong feature of the sale.

Our Catalogue: (Sale 2) Avg : Tk 211.77, Sold 41.77% , (Sale 1) Avg : Tk 238.84, Sold 73.81%

Quotations – This Week – (In Taka)

Brokens	This Week	Last Week	Fannings	This week	Last Week	Dust	This week	Last Week
Best	270-300	275-315	Best	270-300	270-300	PD	269-272	251-271
Good	235-250	245-265	Good	235-250	240-260	RD	162-306	210-306
Medium	215-225	225-235	Medium	220-230	220-230	D	208-272	240-306
Plain	185-205	200-210	Plain	195-205	195-205	CD	232-320	265-338
BLF	160-205	160-209	BLF	160-205	160-208 nom	BLF	160-220	160-243

Exchange Rates 12th May 2025 Sterling Pound 160.1932 Dollar: Tk. 121.0000

SOURCE : NATIONAL BROKERS LTD



TEA NEWS AROUND THE GLOBE



SILIGURI MARKET

SALE NO. 19 – 09TH MAY 2025

1. MARKET DESCRIPTION :

- DEMAND – GOOD FOR DUST, FAIR FOR THE REMAINDER.
- PRICES EASED FURTHER WITH NOTICEABLE OUTLOTS IN THE LEAF CATEGORY.
- REPRINTS AND ALL DUSTS WERE WELL COMPETED FOR.
- INTERNAL BUYERS WERE THE MAINSTAY WITH SOME SUPPORT FROM EXPORTERS AND MAJOR BLENDERS.
- THE TO-DATE PERCENTAGE OF TEAS SELLING BETWEEN RS. 120 TO 130 IS HIGHER WHEN COMPARED TO THE LAST TWO YEARS.

2. TOTAL AUCTION WEIGHTED AVERAGE (₹)

	2025-26			2024-25			UPTO SALE - 19		
	SALE - 19	SALE - 18	+/-	SALE - 19	SALE - 18	+/-	2025-26	2024-25	2023-24
LEAF	183.33	195.47	-12.14	189.65	195.03	-5.38	197.16	200.74	183.72
DUST	184.38	187.99	-3.61	184.62	196.72	-12.10	199.84	198.26	180.50
TOTAL	183.47	194.59	-11.12	189.04	195.21	-6.17	197.44	200.50	183.40

SOURCE: PARCON INDIA PVT LTD

GUWAHATI MARKET

SALE NO. 19 – SALE OF 08TH MAY 2025

1. MARKET DESCRIPTION :

- DEMAND – FAIR BUT GOOD FOR PREMIUM DUSTS.
- SELECT BEST SORTS SOLD AROUND LAST. GOOD & BETTER MEDIUM TEAS WERE IRREGULARLY EASIER.
- THE MEDIUM AND PLAINER TYPES FACED NOTICEABLE WITHDRAWALS. FANNINGS HOWEVER WITNESSED BETTER COMPETITION.
- LIQUORING DUSTS CONTINUED TO FETCH PREMIUM.
- PERCENTAGE OF TEAS SOLD BETWEEN RS.100/- TO 140/- INCREASED THIS WEEK TO 11.2 AS AGAINST 7.1 OF THE PREVIOUS WEEK.
- HUL OPERATED AND DOMINATED THE DUST SEGMENT.
- WESTERN INDIA BUYERS SELECTIVE ON CLEANER AND LIQUORING TEAS. SOME EXPORT ENQUIRY ON MEDIUM AND BETTER LIQUORING BROKENS. INTERNAL -SELECTIVE FOR CLEANER SORTS AT REDUCED LEVELS IN LINE WITH QUALITY.

2. TOTAL AUCTION WEIGHTED AVERAGE (₹)

	2025-26			2024-25			UPTO SALE - 19		
	SALE - 19	SALE - 18	+/-	SALE - 19	SALE - 18	+/-	2025-26	2024-25	2023-24
LEAF	206.98	211.87	-4.89	215.04	237.11	-22.07	219.27	235.24	204.73
DUST	220.48	222.95	-2.47	213.08	223.80	-10.72	228.61	228.98	199.42
TOTAL	211.35	215.56	-4.21	214.48	233.08	-18.60	222.28	233.46	203.29

SOURCE: PARCON INDIA PVT LTD



TEA NEWS AROUND THE GLOBE



KOLKATA ORTHODOX / CTC MARKET

SALE NO. 19 - 08TH MAY 2025

1. MARKET DESCRIPTION :

- STRONG DEMAND.
- ALL SORTS WERE FULLY FIRM TO OCCASIONALLY DEARER, EXCEPT THE BPS, WHICH SOLD AT LAST LEVELS.
- SECONDARIES CONTINUED TO ELICIT USEFUL ENQUIRY.
- EXPORTERS TO THE MIDDLE EAST AND CIS WERE ACTIVE.
- PERCENTAGES OF TEA SELLING ABOVE RS.350 INCREASED BY 7% AS COMPARED TO THE PREVIOUS WEEK.

2. TOTAL AUCTION WEIGHTED AVERAGE (₹)

	WHOLE LEAF		BROKENS		FANNINGS
	1ST LINE	2ND LINE	LARGER	SMALLER	LEAFY
BEST	470-520+	420-450+	360-380	340-360+	240-280+
GOOD	430-460	390-420	320-350	290-330	190-240
MEDIUM	370-400+	330-380	290-320	250-290	150-190

1. MARKET DESCRIPTION :

- DEMAND - FAIR FOR LEAF AND GOOD FOR DUST.
- SELECT BEST ASSAMS WERE BARELY STEADY. REMAINDER EASED FOLLOWING QUALITY, PARTICULARLY FOR THE MEDIUM/PLAINER VARIETIES.
- DOOARS BOUGHT LEAF WERE AROUND LAST.
- PREMIUM DUSTS WERE WELL COMPETED FOR AT FIRM RATES. THE PD GRADE WITNESSED LESSER ENQUIRY.
- HUL AND WI MAINSTAY WITH FAIR SUPPORT FROM EXPORTERS AND LOCAL DEALERS. TCPL WAS VERY SELECTIVE AT LOWER LEVELS.

2. TOTAL AUCTION WEIGHTED AVERAGE (₹)

	2025-26			2024-25			UPTO SALE - 19		
	SALE - 19	SALE - 18	+/-	SALE - 19	SALE - 18	+/-	2025-26	2024-25	2023-24
LEAF	235.63	237.98	-2.35	234.49	231.17	3.32	217.15	225.56	194.61
DUST	287.91	283.67	4.24	231.77	259.07	-27.30	284.45	249.99	215.04
TOTAL	252.66	253.47	-0.81	233.72	239.40	-5.68	235.96	231.67	199.07

SOURCE: PARCON INDIA PVT LTD



UPCOMING AUCTION DETAILS

Auction No.	20		19	
Dates	27 th / 28 th May 2025		20 th / 21 st May 2025	
	No. of Lots	Qty – kg	No. of Lots	Qty – kg
Ex-Estate	953	1,004,970	1,059	1,139,471
Main Sale Total	11,453	5,665,400	11,379	5,873,143
High & Medium	2,185	1,086,003	2,124	1,087,040
Low Grown – Leafy	2,203	936,224	2,297	1,044,484
Low Grown – Semi Leafy	1,690	762,169	1,776	844,596
Low Grown Tippy	2,463	1,229,219	1,946	979,003
Premium / Flowery	464	74,690	238	43,013
Off Grades	1,987	1,132,194	2,482	1,355,193
Dust	461	444,901	516	519,814
Grand Total	12,406	6,670,370	12,438	7,012,614
Reprints	871	461,822	285	161,526
Total No. of Lots on Offer	12,406		12,438	
Total Quantity on Offer (kg)	6,670,370		7,012,614	



SCHEDULED CLOSING DATES

Auction No.	Date of Sale	Ex-Estate	Main Sale
21	03 rd / 04 th June 2025	16/05/2025	16/05/2025
22	09 th / 10 th June 2025	22/05/2025	22/05/2025
23	17 th / 18 th June 2025	29/05/2025	29/05/2025

PROMPT DATES

Auction No.	Buyers	Sellers
19	27/05/2025	28/05/2025
20	03/06/2025	04/06/2025
21	11/06/2025	12/06/2025



ORDER OF SALE (SALE NO. 19 – 20TH / 21ST MAY 2025)

Main Sale Order – 1 (Leafy / Semi Leafy / Tippy / Premium / 1A)	Main Sale Order – 2 (H & M / Off Grade / Dust)	Ex-Estate
FORBES & WALKER TEA BROKERS (PVT) LTD	LANKA COMMODITY BROKERS LTD	ASIA SIYAKA COMMODITIES PLC.
MERCANTILE PRODUCE BROKERS (PVT) LTD	MERCANTILE PRODUCE BROKERS (PVT) LTD	FORBES & WALKER TEA BROKERS (PVT) LTD
BARTLEET PRODUCE MARKETING (PVT) LTD	FORBES & WALKER TEA BROKERS (PVT) LTD	EASTERN BROKERS. LTD.
LANKA COMMODITY BROKERS LTD	EASTERN BROKERS. LTD.	CEYLON TEA BROKERS PLC
EASTERN BROKERS. LTD.	JOHN KEELLS PLC	JOHN KEELLS PLC
JOHN KEELLS PLC	CEYLON TEA BROKERS PLC	LANKA COMMODITY BROKERS LTD
CEYLON TEA BROKERS PLC	BARTLEET PRODUCE MARKETING (PVT) LTD	BARTLEET PRODUCE MARKETING (PVT) LTD
ASIA SIYAKA COMMODITIES PLC.	ASIA SIYAKA COMMODITIES PLC.	MERCANTILE PRODUCE BROKERS (PVT) LTD

[RR : HR / SG]



COLOMBO TEA TRADERS' ASSOCIATION

THE OFFICE OF THE CTTA, No. 50, NAVAM MAWATHA, COLOMBO 02.
Telephone: 5588848, 5588849; Facsimile: 2449352; E-mail: info@ctta.lk

CIRCULAR NO. 10 OF 2025

MAY 09, 2025

E-PLATFORM LEVY

With further reference to Circular No. 02 of 2025 dated January 10, 2025, the CTTA Committee has decided the following;

1. The current levy of 0.20 cents per Kg each is payable by Sellers and Buyers on the Quantity Sold / Purchased shall be revised to 0.15 cents per Kg each (inclusive of VAT) with effect from Sale Number 19 of 2025, scheduled for 20th /21st May 2025.
2. As before, the CTTA shall review the requirement of funds periodically, and will revert to the Trade, as and when necessary.

OFFICE OF THE CTTA
THE COLOMBO TEA TRADERS' ASSOCIATION



COLOMBO TEA TRADERS' ASSOCIATION

THE OFFICE OF THE CTTA, No. 50, NAVAM MAWATHA, COLOMBO 02.
Telephone: 5588848, 5588849; Facsimile: 2449352; E-mail: info@ctta.lk

CIRCULAR NO. 11 OF 2025

MAY 09, 2025

DISPENSATIONS FOR CATALOGUING OF TEAS NON-CORPORATE SECTOR TEA FACTORIES

Reference is made to Circular No. 27 of 2022 dated August 5, 2022, and Circular No. 41 of 2022 dated December 13, 2022, regarding the above subject.

The existing methodology adopted by the Office of the CTTA for granting dispensations for the cataloguing of teas has been revised, due to the withdrawal of recommending dispensations concerning non-corporate sector tea factories by the Sri Lanka Tea Factory Owners' Association.

The following updated procedure is now in force with immediate effect, for the Non-Corporate Sector Tea Factories. Dispensation procedure for RPCs remains unchanged:

- Requests from the non-corporate sector tea manufacturers seeking dispensation should be made directly to the Office of the CTTA.
- Such requests should be addressed to the Office of the CTTA, via email, with copies sent to the relevant Broker/s and the CBA Convener.



COLOMBO TEA TRADERS' ASSOCIATION

THE OFFICE OF THE CTTA, No. 50, NAVAM MAWATHA, COLOMBO 02.
Telephone: 5588848, 5588849; Facsimile: 2449352; E-mail: info@ctta.lk

CIRCULAR NO. 11 OF 2025

MAY 09, 2025

DISPENSATIONS FOR CATALOGUING OF TEAS NON-CORPORATE SECTOR TEA FACTORIES

- Please note that verbal communications, including phone calls, will not be accepted.
- All dispensation requests should be emailed to;

Mr. H D Hemaratne – Consultant - hemaratne@ctta.lk

With copies to;

Mr. Anil Perera – Consultant - anil.perera1956@gmail.com

Ms. Nisansala Perera – Manager Operations – nisansala@ctta.lk

CBA Convenor - Convenercba@lcbl-sl.com

and the relevant Broker/s

Guidelines to be followed by all Sellers requesting for dispensations:

- Specific issues covered include: Road accidents
Natural disasters
Roadblocks due to social disturbances
Serious mechanical defects of transport vehicles

Documentary evidence such as photographs and a Police Entry (for accidents) must be submitted along with the request.



COLOMBO TEA TRADERS' ASSOCIATION

THE OFFICE OF THE CTTA, No. 50, NAVAM MAWATHA, COLOMBO 02.
Telephone: 5588848, 5588849; Facsimile: 2449352; E-mail: info@ctta.lk

CIRCULAR NO. 11 OF 2025

MAY 09, 2025

DISPENSATIONS FOR CATALOGUING OF TEAS NON-CORPORATE SECTOR TEA FACTORIES

- Requests must include:
 - Full details of selling marks
 - Invoice numbers
 - Tea Factory Registration Number.
 - At the time of the request is made exact location of the transport vehicle.
 - Expected time of arrival at the brokers' warehouse
- The Office of the CTTA will assess all requests on a case-by-case basis.
- All such requests should reach the Office of the CTTA before the cut-off time on the catalogue closing date.
- Brokers are encouraged to educate and convince factories to dispatch their teas to the respective warehouses well in advance to minimize the need for dispensation.
- No requests will be entertained after the catalogue cut-off time under any circumstances.

OFFICE OF THE CTTA
THE COLOMBO TEA TRADERS' ASSOCIATION





“

There is a powerful driving force inside every human being that, once unleashed, can make any vision, dream, or desire a reality.

— Anthony Robbins

”