



TEA MARKET REPORT

JOHN KEELLS PLC

SALE NO. 19 – 14TH / 15TH MAY 2024

THE MOST IMPACTFUL CONVERSATIONS SHAPING THE FUTURE OF TEA

**DON'T MISS OUT ON OUR
EARLY BIRD OFFER!**

www.ceylonteaevents.com

**JOIN DECISION MAKERS FROM
ACROSS THE TEA VALUE CHAIN TO
SHINE THE SPOTLIGHT ON TEA AS A
LIFESTYLE AND A LIVELIHOOD**



COLOMBO INTERNATIONAL
TEA CONVENTION
2024



COLOMBO INTERNATIONAL
TEA CONVENTION
2024



Tea A Lifestyle & A Livelihood

24th - 26th July

Colombo - Sri Lanka

The Colombo International Tea Convention is the place to be for insightful conversation, hard hitting dialogue and fresh perspectives on tea!

REGISTER NOW

Tea
A Lifestyle & A Livelihood

24th - 26th July

Cinnamon Grand Hotel, Colombo - Sri Lanka

teaconvention@ceylonteaevents.com
www.ceylonteaevents.com





ORDER OF SALE (SALE NO. 19 – 14TH / 15TH MAY 2024)

Main Sale Order – 1 (Leafy / Semi Leafy / Tippy / Premium / 1A)	Main Sale Order – 2 (H & M / Off Grade / Dust)	Ex-Estate
ASIA SIYAKA COMMODITIES PLC.	LANKA COMMODITY BROKERS LTD	ASIA SIYAKA COMMODITIES PLC.
BARTLEET PRODUCE MARKETING (PVT) LTD	MERCANTILE PRODUCE BROKERS (PVT) LTD	MERCANTILE PRODUCE BROKERS (PVT) LTD
MERCANTILE PRODUCE BROKERS (PVT) LTD	FORBES & WALKER TEA BROKERS (PVT) LTD	BARTLEET PRODUCE MARKETING (PVT) LTD
FORBES & WALKER TEA BROKERS (PVT) LTD	EASTERN BROKERS. LTD.	LANKA COMMODITY BROKERS LTD
JOHN KEELLS PLC	JOHN KEELLS PLC	JOHN KEELLS PLC
EASTERN BROKERS. LTD.	CEYLON TEA BROKERS PLC	CEYLON TEA BROKERS PLC
LANKA COMMODITY BROKERS LTD	BARTLEET PRODUCE MARKETING (PVT) LTD	EASTERN BROKERS. LTD.
CEYLON TEA BROKERS PLC	ASIA SIYAKA COMMODITIES PLC.	FORBES & WALKER TEA BROKERS (PVT) LTD



AUCTION DETAILS

Auction No.	19	
Dates	14 th / 15 th May 2024	
	No. of Lots	Qty – kg
Ex Estate	733	755,137
Main Sale Total	9,903	4,752,883
High & Medium	1,780	870,391
Low Grown - Leafy	2,070	865,070
Low Grown - Semi Leafy	1,341	591,660
Low Grown Tippy	1,987	1,005,372
Premium / Flowery	269	46,330
Off Grades	2,018	997,156
Dust	438	376,904
Grand Total	10,636	5,508,020
Reprints	621	314,018
Total No. of Lots Offered	10,636	
Total Quantity Offered (kg)	5,508,020	

PROMPT DATES

Auction No.	Buyers	Sellers
19	21/05/2024	22/05/2024



COMMENTS



The Auction averages for the month of April 2024 recorded at Rs.1,216.85 is a decline of Rs.34.93 in comparison to April 2023 which was at Rs.1,251.78. When analyzing the respective elevations, the High Growns recorded an average of Rs.1,157.50 which is a negative variance of Rs.84.70 in comparison to Rs.1,242.20 in April last year. The Medium Growns too recorded a negative variance of Rs.17.24 with an average of Rs.1,067.92 when compared to Rs.1,085.16 in April 2023. Similarly, the Low Growns recorded a negative variance of Rs.3.94 with an average of Rs.1,295.49 in comparison to Rs.1,299.43 in April last year.

The 0.75Mkg of Ex-Estate teas on offer met with fair demand. Select Best Western High Grown BOPs were firm to easier following quality, the below best and plainer varieties were irregularly easier, however the cleaner and more colourful invoices appreciated. Select Best Western High Grown BOPFs mostly declined following quality, the below best types were firm to irregular. Nuwara Eliya BOPs / BOPFs were irregular but mostly easier. Uda Pussellawa BOPs / BOPFs maintained last levels. UVA BOPs / BOPFs were easier. Low Grown CTC BP1s were irregularly easier, the High and Medium sorts were barely steady. Low Grown CTC PF1s were marginally easier, the High and Medium sorts were irregular.

The 1.8Mkg of Low Grown teas on offer met with good demand. In the Leafy segment, OPAs were firm, OPs met with irregular demand. OP1s were mostly firm. BOP1s met with fair demand. PEKOE1s were firm. In the Small Leaf segment FBOPs met with good demand. Well-made FF1s were firm, others were irregularly lower. BOPF.SP, BOPF, BOP.SP and BOP grades were firm. FF varieties gained following quality. Premium flowery teas were firm.

Turkey, Russia, Iran and the C.I.S countries lent fair support. Libya and Iraq were active.





MARKET DESCRIPTION

Western Teas

Select best Western High Grown BOPs were firm to Rs.20/- to Rs.50/- easier, the below best and plainer sorts too were irregularly lower. Clean leaf coloury sorts appreciated Rs.50/- to Rs.100/- at times. Select best Western High Grown BOPFs declined by Rs.50/- and more following quality, the below best and plainer varieties were tending irregular. Medium BOPs were firm to a little dearer at times, the BOPFs gained marginally and were tending irregular.

Nuwara Eliya Teas

BOP / BOPFs were irregular but, mostly easier.

Uva Teas

Uva BOPs declined by Rs.50/- on average, the BOPFs too were tending easier by Rs.20/- to Rs.50/-. Uda Pussellawa BOPs were firm, the BOPFs maintained on last levels.

CTC Teas

Low Grown CTC BP1s were irregularly easier, the High and Medium sorts were barely steady. Low Grown CTC PF1s were Rs.20/- to Rs.30/- easier, the High and Medium sorts were firm to a little irregular.

QUOTATIONS

	BOP – RS.	BOPF – RS.
Good Westerns	1260 – 1460	1340 – 1500
Average Westerns	1200 – 1250	1280 – 1320
Plainer Westerns	1100 – 1180	1200 – 1260
Western Mediums	700 – 1850	700 – 1280
Uva Teas	1020 – 1180	1000 – 1240
Nuwara Eliya Teas	1340 – 1360	1320
Uda Pussellawa Teas	1000 – 1140	1040 – 1260
CTC (BP1 and PF1)	670 – 1220	700 – 1460





MARKET DESCRIPTION

Low Grown

Select best OP1s maintained last levels, other good OP1s improved irregularly, secondaries too met with fair demand. Better twisted OPs along with the other well-made invoices met with good demand, semi leafy invoices continued a downward trend from last week. Well-made OPAs were firm to dearer, below best types too were firm on last levels. In the Semi Leafy segment, wiry BOP1s were lower by Rs.50/- to Rs.100/-, bolder types were firm to dearer. Select best Pekoes were dearer by Rs.50/-, bold Pekoes were dearer by Rs.100/- to Rs.150/-, others met with fair demand. Select best were firm on last levels, others met with irregular demand.

Select best and best BOPs were dearer by Rs.20/- to Rs.40/-, below best and secondary types were firm. BOP.SP.s and BOPF.SP.s met with good demand. BOPF.s followed a similar trend. Select best and best FBOPF1s were fully firm, below best types were irregularly lower by Rs.20/- to Rs.40/-, secondary types were firm. Select best and best FBOPs were dearer by Rs.40/- to Rs.60/- and more following quality, below best types were firm, secondary types too were firm. FF varieties were dearer by Rs.40/- to Rs.60/-. All Premium Flowery teas met with good demand.

Off Grades

Select best and best Fgs1s were dearer by Rs.40/- to Rs.60/- whilst below best and poorer sorts appreciated by Rs.20/- to Rs.30/-. Select best and best BM.s were firm to dearer by Rs.20/- to Rs.30/-, below best and poorer types were firm on last levels. Select best and best BP.s maintained on last levels below best and poorer varieties were lower by Rs.10/- to Rs.20/-. Select best BOP1As were lower by Rs.20/- to Rs.40/-, best types maintained on last levels, below best types were lower by Rs.50/- to Rs.70/- whilst poorer sorts were lower by Rs.40/- to Rs.60/-.

Dust

Select best and best Dust1s declined by Rs.20/- to Rs.40/-, below best and poorer types were firm. High and Medium CTCs were easier by Rs.20/-. Low Grown CTCs showed an irregular demand. Low Grown Dust / Dust1s were firm.



QUOTATIONS

	Select Best	Best	Below Best	Others
LIQUORING				
DUST-1	1300.00 - 1650.00	1200.00 - 1290.00	1000.00 - 1190.00	720.00 - 990.00
OFF GRADES				
FGS1	1100.00 - 1220.00	1020.00 - 1090.00	880.00 - 1010.00	720.00 - 870.00
FGS	860.00 - 1060.00	820.00 - 850.00	740.00 - 810.00	560.00 - 730.00
LOW GROWNS				
FBOPF / FFSP / FFEXSP	6000.00 - 6800.00	4000.00 - 5000.00	2500.00 - 3800.00	1200.00 - 1500.00
BOP	1800.00 - 2000.00	1550.00 - 1750.00	1300.00 - 1450.00	900.00 - 1200.00
BOPSP	1450.00 - 1800.00	1200.00 - 1400.00	900.00 - 1100.00	750.00 - 850.00
BOPF	1400.00 - 1700.00	900.00 - 1100.00	800.00 - 870.00	700.00 - 790.00
FBOPF1	1850.00 - 2000.00	1600.00 - 1750.00	1350.00 - 1500.00	900.00 - 1250.00
FBOP	2200.00 - 2500.00	1700.00 - 1850.00	1500.00 - 1650.00	1100.00 - 1300.00
BOP1	2600.00 - 3900.00	2000.00 - 2550.00	1400.00 - 1950.00	900.00 - 1350.00
OP1	3400.00 - 4000.00	2250.00 - 3350.00	1700.00 - 2200.00	800.00 - 1650.00
OP	1800.00 - 2100.00	1550.00 - 1750.00	1380.00 - 1500.00	950.00 - 1360.00
OPA	1700.00 - 2100.00	1400.00 - 1650.00	1240.00 - 1380.00	850.00 - 1220.00
PEKOE	1500.00 - 2350.00	1300.00 - 1480.00	1000.00 - 1280.00	800.00 - 980.00
PEKOE1	1600.00 - 2550.00	1400.00 - 1550.00	1100.00 - 1380.00	800.00 - 1080.00
DUST / DUST1	1000.00 - 1550.00	820.00 - 990.00	730.00 - 810.00	650.00 - 720.00



EXCHANGE RATES

The average rates currencies quoted on 15th May 2024 at 9.30 a.m. by Commercial Banks in Colombo for Telegraphic Transfers (TT).

Currency	Buy Rate	Sell Rate
USD	296.74	306.42
EURO	319.56	333.30
GBP	372.65	387.43



- **Top Prices**
- **Colombo Auction Averages**
- **All Brokers Private Sale Figures**



TOP PRICES (SALE NO. 19 – 14TH / 15TH MAY 2024)



WESTERN HIGH			
BOP		Wattegodde	1460.00
BOPSP		Queensberry	1500.00
BOPF/BOPFSP		Wattegodde	1500.00
FBOP/FBOP1		Frotoft Super	1750.00
FBOPF/FBOPF1	*	Inverness	1650.00
		Queensberry	1650.00
		Bambrakelly	1650.00
BOP1	*	Venture	1600.00
OP/OPA	*	Venture	1440.00
OP1		Torrington	1700.00
PEKOE/PEKOE1		Frotoft Super	1500.00
		Weddemulla	1500.00

UVA HIGH			
BOP	*	Glenanore	1650.00
BOPSP		Craig	1700.00
		Gonamotawa	1700.00
BOPF/BOPFSP		Uva Highlands	1600.00
FBOP/FBOP1	*	Ellathota Uva	1850.00
		Gonamotawa	1850.00
FBOPF/FBOPF1		Craig	1750.00
		Spring Valley	1750.00
BOP1	*	Ellathota Uva	1950.00
		Glenanore	1950.00
OP/OPA		Spring Valley	1400.00
OP1		Craig	1800.00
PEKOE/PEKOE1		Gonamotawa	1650.00

NUWARA ELIYA			
BOP		Mahagastotte	1360.00
BOPSP		Mahagastotte	1280.00
BOPF/BOPFSP	*	Lovers Leap	1320.00
FBOP/FBOP1	*	Lovers Leap	1340.00
		Mahagastotte	1340.00
OP/OPA		Kenmare	1180.00
PEKOE/PEKOE1		Court Lodge	1320.00

WESTERN MEDIUM			
BOP		Harangalla	1900.00
BOPSP		Craighead	1750.00
BOPF/BOPFSP		Uplands	1480.00
FBOP/FBOP1		Harangalla	2300.00
FBOPF/FBOPF1		Harangalla	1900.00
		Dartry Valley	1900.00
BOP1		Harangalla	2300.00
OP/OPA		Dartry Valley	1480.00
OP1		Craighead	1900.00
		Harangalla	1900.00
		Dartry Valley	1900.00
PEKOE/PEKOE1		Meezan	1800.00

UVA MEDIUM			
BOP		Halpewatta Uva	1750.00
BOPSP	*	Telbedde	1650.00
BOPF/BOPFSP		Dickwella	1750.00
FBOP/FBOP1		High Spring	1900.00
FBOPF/FBOPF1	*	Halpewatte Uva	1800.00
BOP1	*	Halpewatte Uva	1900.00
		Roseland Uva	1900.00
OP/OPA		Misty-Uva	1420.00
		Rathkelle-Uva	1420.00
OP1		Telbedde	1900.00
PEKOE/PEKOE1	*	Sarnia Plaiderie	1650.00
		Halpewatta Uva	1650.00

CTC LOW			
PF1		Kalubowitiyana Ctc	1460.00
BP1		Suduwelipothahena Ctc	1220.00
BPS		-	
OF	**	Peakwatta Ctc	730.00

UDA PUSSELLAWA			
BOP		Alma	1700.00
BOPSP		Luckyland	1200.00
BOPF/BOPFSP		Mooloya	1260.00
FBOP/FBOP1		Blairlomond	1700.00
FBOPF/FBOPF1		Blairlomond	1700.00
		Alma	1700.00
BOP1		Blairlomond	1750.00
OP/OPA		Blairlomond	1360.00
OP1		Gonapitiya	1300.00
PEKOE/PEKOE1		Alma	1700.00

CTC HIGH			
PF1	**	Dunsinane Ctc	1320.00
BP1	*	Florence Ctc	830.00
		Mount Vernon Ctc	830.00
BPS		-	
OF		-	

CTC MEDIUM			
PF1	**	New Peacock Ctc	1280.00
	**	Delta Ctc	1280.00
BP1		New Peacock Ctc	1000.00
BPS		Donside Ctc	800.00
OF		-	



TOP PRICES (SALE NO. 19 – 14TH / 15TH MAY 2024)



LOW			
BOP		Rajjuruwatta Super	2350.00
BOPSP		Andaradeniya Super	2000.00
BOPF		Bulathsinghala Tea	1850.00
BOPFSP		Talgaswella	1950.00
FBOP		Sithaka	2650.00
FBOP1		Sithaka	2500.00
	*	Lumbini	2400.00
	*	Ceciliyan	2350.00
FBOPF		New Laksakanda	2350.00
FBOPF1	*	Sineth	2550.00
BOP1		Sithaka	3900.00
OP1		New Vithanakanda	4000.00
		Pothotuwa	4000.00
OP		Dampahala	2100.00
		Kolonna Super	2100.00
		Sisiramba Super	2100.00
OPA		Green Lanka	2100.00
		Miriswatte	2100.00
		Nilgiri	2100.00
	*	Halwitigala S.H.	2050.00
PEKOE		Liyonta	2350.00
PEKOE1		Liyonta	2550.00

PREMIUM			
FBOPFSP		New Hopewell	6700.00
FBOPFEXSP		New Deniyaya	7850.00
		Andaradeniya	7850.00
	*	Morawakkorale	7300.00
FBOPFEXSP1		Kamarangapitiya	8500.00

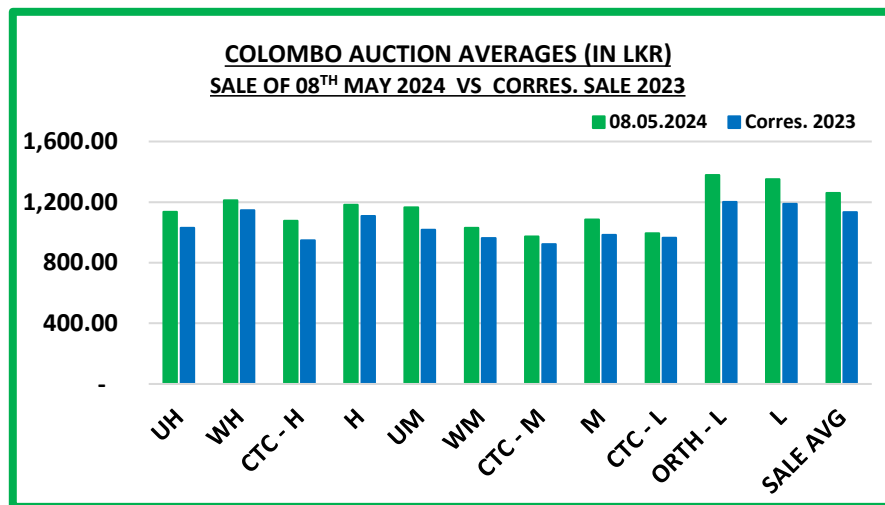
DUST			
DUST1	*	Wattegodde	1650.00
P.DUST	*	Kalubowitiyana CTC	1650.00

OFF GRADES			
FNGS/FNGS1	*	Norwood	1220.00
	*	Wanarajah	1180.00
	*	Nayabedde	1160.00
PFNGS		Liyonta CTC	1240.00
BM		Aldora	1300.00
		Golden Garden	1300.00
BP		Chandrika Estate	1550.00
BOP1A		Chandrika Estate	1440.00

**** MORE THAN ONE TOP PRICE OBTAINED**
*** TEAS SOLD BY JOHN KEELLS PLC**
+ ALL TIME RECORD PRICE
++ ALL TIME RECORD PRICE EQUALED

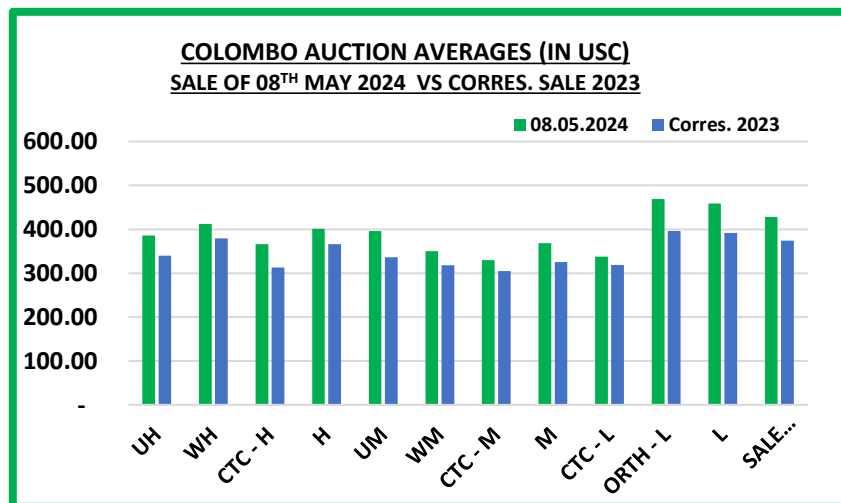


COLOMBO AUCTION AVERAGES



	Sale of 30/04/2024 In LKR	Sale of 08/05/2024 In LKR	Corres. 2023 In LKR
Uva High Grown	1100.13	1135.86	1030.15
Western High Grown	1179.41	1212.52	1147.00
CTC High Grown	1077.09	1077.00	948.56
Summary of High Grown	1147.51	1181.48	1108.53
Uva Medium Grown	1135.91	1166.32	1018.13
Western Medium Grown	1042.42	1031.17	963.43
CTC Medium Grown	954.60	972.46	922.87
Summary of Medium Grown	1076.46	1084.74	983.58
CTC Low Grown	1012.03	994.37	965.88
Orthodox Low Grown	1371.87	1379.69	1200.43
Summary of Low Grown	1344.35	1350.83	1188.69
TOTAL SALE AVERAGE	1249.42	1261.40	1133.07

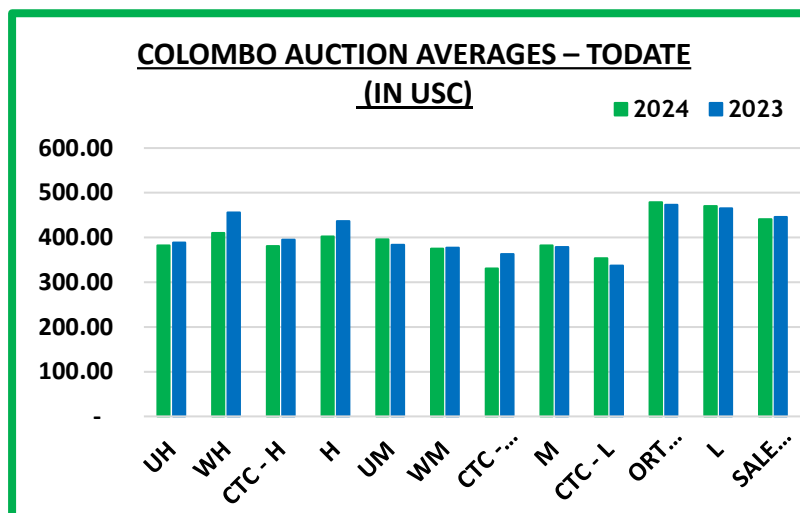
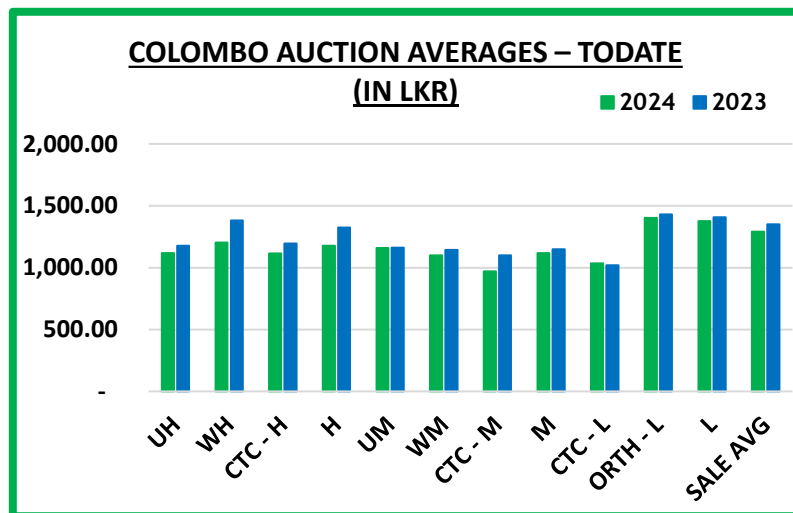
COLOMBO AUCTION AVERAGES



	Sale of 30/04/2024 In USC	Sale of 08/05/2024 In USC	Corres. 2023 In USC
Uva High Grown	375	386	340
Western High Grown	402	412	379
CTC High Grown	367	366	313
Summary of High Grown	391	401	366
Uva Medium Grown	387	396	336
Western Medium Grown	355	350	318
CTC Medium Grown	325	330	305
Summary of Medium Grown	367	368	325
CTC Low Grown	345	338	319
Orthodox Low Grown	468	469	396
Summary of Low Grown	458	459	392
TOTAL SALE AVERAGE	426	428	374



COLOMBO AUCTION AVERAGES



January to Date (Sale No.18)	2024 LKR	2023 LKR	2024 USC	2023 USC
Uva High Grown	1118.11	1177.42	382	389
Western High Grown	1202.07	1381.73	410	456
CTC High Grown	1116.39	1195.04	381	395
Summary of High Grown	1177.63	1324.08	402	437
Uva Medium Grown	1159.86	1162.82	396	384
Western Medium Grown	1099.85	1143.14	375	377
CTC Medium Grown	970.83	1100.27	331	363
Summary of Medium Grown	1118.55	1149.21	382	379
CTC Low Grown	1035.94	1019.71	354	337
Orthodox Low Grown	1402.99	1431.32	479	473
Summary of Low Grown	1377.23	1408.29	470	465
TOTAL SALE AVERAGE	1291.18	1350.69	441	446



COLOMBO AUCTION AVERAGES

FROM 01 ST TO 08 TH MAY 2024	LKR
Uva High Grown	1139.81
Western High Grown	1229.26
Summary of High Grown	1193.49
Uva Medium Grown	1167.07
Western Medium Grown	1038.23
Summary of Medium Grown	1088.53
Summary of Low Grown	1342.89
TOTAL SALE AVERAGE	1259.52





NATIONAL ELEVATIONAL AVERAGES

NATIONAL ELEVATIONAL AVERAGES – APRIL 2024

Elevation	MONTH		TODATE	
	QUANTITY - KG	AVERAGE - RS. / KG	QUANTITY - KG	AVERAGE - RS. / KG
ORTHODOX				
UVA-HIGH	1,544,277	1,120.70	4,633,691	1,112.09
WESTERN-HIGH	2,158,683	1,232.71	10,759,761	1,220.62
UVA-MEDIUM	1,354,715	1,132.61	4,322,047	1,151.70
WESTERN-MEDIUM	1,714,595	1,059.68	6,932,538	1,153.38
LOW	9,481,056	1,340.13	44,929,010	1,406.88
TOTAL	16,253,326	1,258.13	71,577,045	1,319.84
CTC				
UVA-HIGH	122,930	1,206.77	438,757	1,164.04
WESTERN-HIGH	183,182	1,113.90	1,391,182	1,120.33
WESTERN-MEDIUM	550,252	975.07	2,381,539	966.33
LOW	904,286	984.63	3,960,584	1,039.14
TOTAL	1,760,650	1,010.60	8,172,062	1,038.45
OTH/CTC				
UVA-HIGH	1,667,207	1,127.05	5,072,448	1,116.58
WESTERN-HIGH	2,341,865	1,223.42	12,150,943	1,209.14
UVA-MEDIUM	1,354,715	1,132.61	4,322,047	1,151.70
WESTERN-MEDIUM	2,264,847	1,039.12	9,314,077	1,105.55
LOW	10,385,342	1,309.17	48,889,593	1,377.09
TOTAL	18,013,976	1,233.94	79,749,107	1,291.00
GREEN				
UVA-HIGH	40,515	1,281.63	192,888	1,228.63
WESTERN-HIGH	42,659	1,231.51	202,905	1,288.79
UVA-MEDIUM	7,310	1,496.89	99,388	1,467.03
WESTERN-MEDIUM	36,321	1,278.68	165,099	1,282.17
LOW	691	1,868.91	2,586	1,882.42
TOTAL	127,496	1,279.54	662,866	1,298.68



NATIONAL ELEVATIONAL AVERAGES – Continued;

Elevation	MONTH		TODATE	
	QUANTITY - KG	AVERAGE - RS. / KG	QUANTITY - KG	AVERAGE - RS. / KG
ORGANIC TEAS				
UVA-HIGH	26,660	869.11	94,142	1,034.60
WESTERN-HIGH	922	1,101.74	1,372	2,024.45
WESTERN-MEDIUM	33,657	1,600.63	67,517	1,491.17
LOW	5,449	3,485.37	7,784	3,324.63
TOTAL	66,688	1,455.29	170,815	1,327.37
SPECIAL TEA				
UVA-HIGH	5,269	1,202.98	11,051	1,457.38
WESTERN-HIGH	381	23,011.55	10,435	5,572.27
UVA-MEDIUM	121	10,966.94	239	19,487.45
WESTERN-MEDIUM	5,709	1,634.26	21,807	1,812.96
LOW	2,988	5,285.29	5,152	8,584.33
TOTAL	14,468	2,872.22	48,684	3,341.35
BLACK TEA SALES FROM REFUSE TEA PROCESSING CENTRES				
UVA-HIGH	62,372	649.52	247,460	683.46
WESTERN-HIGH	222,110	793.05	939,273	723.36
UVA-MEDIUM	8,895	800.08	31,125	774.67
WESTERN-MEDIUM	71,098	683.35	275,862	671.92
LOW	257,233	684.26	1,054,899	671.97
OTHERS	96,164	2,172.99	422,999	2,066.25
TOTAL	717,872	721.51	2,971,618	693.51
COMPOSITE NATIONAL AVERAGES				
OTHERS	5,114	741.39	19,941	690.12
HIGH GROWN	4,409,960	1,157.50	18,922,916	1,156.14
MEDIUM GROWN	3,858,256	1,067.92	14,642,398	1,108.27
LOW GROWN	10,667,170	1,295.49	50,017,834	1,362.48
ALL TEA AVERAGE	18,940,500	1,216.85	83,603,089	1,271.09



ALL BROKERS PRIVATE SALE FIGURES (FOR THE PERIOD – 06TH TO 11TH MAY 2024)

	WEEKLY	TODATE
High & Medium	64,705.00	1,120,273.40
Low	10,517.50	270,926.00
Green Tea	23,869.00	675,397.00
Organic Tea	2,746.00	143,445.00
BMF	-	875,413.00
Direct Sales	-	-
Forward Contract	35,500.00	549,700.00





- **Crop and Weather**
- **Crop Figures**
- **Tea News**
- **Holiday Notice**

CROP AND WEATHER - FOR THE PERIOD OF – 06TH TO 12TH MAY 2024



Western

Bright weather with occasional evening showers were reported in Dickoya, Talwakelle and Agarapatana districts.



Nuwara Eliya

Nuwara Eliya and Kandapola reported bright mornings with evening showers.



Uva

Lunugala district experienced bright weather throughout the week, whilst bright weather with occasional rainfall was reported in Haputale and Badulla.



Low Grown

Galle, Rathnapura and Deniyaya recorded bright weather with evening showers throughout the week.



Crop

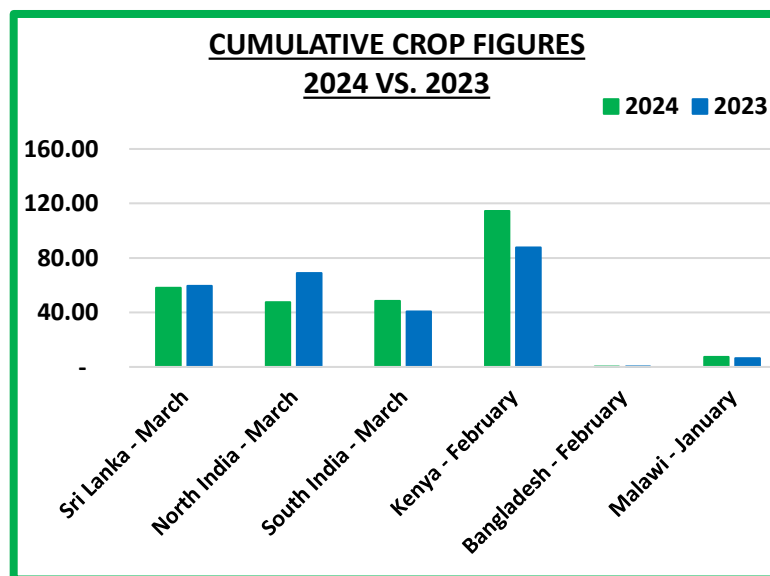
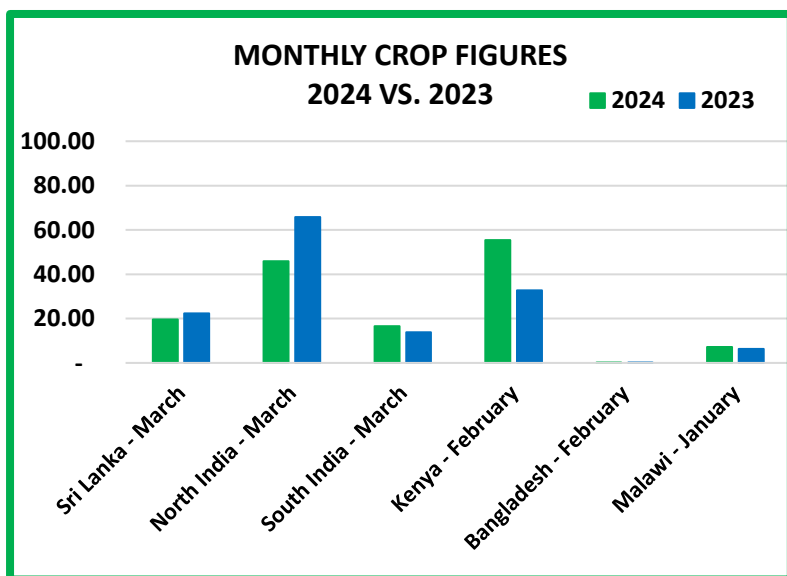
Crop intakes are moderate.



CROP FIGURES OF MAJOR PRODUCING & EXPORTING COUNTRIES

Country	Month	2024	2023	Cumulative + Inc. / Dec.	Cumulative	2024	2023	Cumulative + Inc. / Dec.
Sri Lanka	March	19.56	22.28	- 2.72	Upto March	58.16	59.51	- 1.35
North India	March	45.94(E)	65.78	- 19.84	Upto March	47.57(E)	69.01	- 21.44
South India	March	16.58(E)	13.83	+ 2.75	Upto March	48.53(E)	40.78	+ 7.75
Kenya	February	55.44	32.73	+ 22.71	Upto February	114.41	87.64	+ 26.77
Bangladesh	February	0.04	0.05	- 0.01	Upto February	0.22	0.41	- 0.19
Malawi	January	7.25	6.39	0.86	Upto January	7.25	6.39	0.86

(E) - Estimated



TEA NEWS AROUND THE GLOBE

MOMBASA MAKET

SALE NO. 20 – SALE OF 13TH & 14TH MAY 2024

Fair general demand for the 275,257 packages (18,375,447.00 kilos) in the market; 51.07% were neglected.

OFFERINGS

Leaf Grades	-	168,520 packages (11,036,890.00 kilos) – 62.12% unsold.
Dust Grades	-	77,840 packages (5,826,303.00 kilos) – 35.30% unsold.
Secondary Grades	-	28,897 packages (1,512,254.00 kilos) – 29.14% unsold.

MARKETS

Pakistan Packers were active but at lower levels with maintained interest from **Egyptian Packers** and **UK. Afghanistan, Yemen** and **other Middle Eastern countries** showed selective enquiry with reduced activity from **Bazaar**. There was some interest from **Russia, Kazakhstan** and **other CIS states** while **Sudan** and **South Sudan** were less active. **Iran** were quiet with reduced interest from **Local Packers. Somalia** were active at the lower end of the market.

LEAF GRADES (M2)

BP1:

Best – Varied between firm to dearer by up to USC14 with select invoices advancing by USC94 to easier by up to USC12.

Brighter – Most teas were steady with a few lines gaining up to USC145 and some invoices remained unsold.

Mediums – KTDA mediums were firm at reserve price levels where sold while plantation mediums ranged between steady to USC5 dearer to easier by up to USC10.

Lower Medium – Were irregular with some teas steady to USC26 above previous prices while others lost up to USC24.

Plainer – Eased by up to USC18 but selected lines appreciated by USC12.

PF1:

Best – Were mainly firm to easier by up to USC20 with a few lines advancing by up to USC11.

Brighter – Steady to USC9 easier for most invoices but a few teas appreciated up to USC12.

Mediums – KTDA mediums were firm with some teas up to USC18 easier and a number of lines remained unsold. Plantation mediums varied between steady to USC20 dearer to easier by up to USC6.

Lower Medium – Irregular ranging between firm to USC12 dearer to mostly easier by up to USC14.

Plainer – Varied between USC11 dearer to easier by up to USC14.

DUST GRADES (M1)

PDUST:

Best – Steady to USC23 below last levels; the upper level of the category however, advanced by USC86.

Brighter – Firm to USC11 easier.

Mediums – KTDA mediums held value with plantation mediums varying between firm to USC10 dearer to easier by up to USC41.

Lower Medium – Were irregular ranging between steady to USC10 dearer to easier by up to USC8.

Plainer – Varied between firm to USC17 above previous prices to USC8 easier.



TEA NEWS AROUND THE GLOBE



MOMBASA MARKET – Continued ;

DUST1:

Best – Firm to easier by up to USC25 with a few teas appreciating by up to USC10.

Brighter – Steady to irregularly easier by up to USC30.

Mediums – KTDA mediums were firm; plantation mediums saw some teas steady with select invoices gaining USC17 while others lost up to USC7.

Lower Medium – Ranged between USC4 dearer to easier by up to USC7.

Plainer – Most lines advanced by up to USC6 with selected teas advancing by USC17 while some lines shed up to USC4.

SECONDARY GRADES (S1)

In the Secondary Catalogues, best **BPs** held value while others eased with **PFs** about firm . Clean well sorted coloury **Fannings** were steady with similar **DUSTs** firm. **Other Fannings** eased while **DUSTs** were barely steady. **BMFs** were absorbed at lower levels.

QUOTATIONS	BROKENS	FANNINGS
Best	255 – 351	278 – 366
Good	255 – 257	269 – 310
Good Medium	255 – 271	230 – 300
Medium (KTDA)	200 – 252	200 – 286
Medium (Plantations)	119 – 160	115 – 216
Lower Medium	090 – 158	100 – 179
Plainer	040 – 120	040 – 104

AUCTION	KENYA 2023 \$	KENYA 2024 \$	TOTAL 2023 \$	TOTAL 2024 \$
17	2.32	2.37	2.12	2.24
18	2.32	2.25	2.12	2.12
19	2.33	2.15	2.15	1.99

SOURCE : AFRICA TEA BROKERS LTD.



TEA NEWS AROUND THE GLOBE



CHITTAGONG MARKET

SALE NO. 03 – 13TH MAY 2024

CTC LEAF : 24,925 packages of teas on offer met with less demand at easier rates.

BROKENS: A few Best Brokens continued to meet with a fairly strong demand and were about steady. Others met with a less demand and prices eased with more withdrawals especially for the plainer varieties. BLFs met with a little more interest at around last levels.

FANNINGS: A few Best Fannings were again a fairly strong market and prices were mostly firm to easier. Others met with less demand with prices easing further especially the plainer varieties. BLFs met with a little more interest at around last levels.

DUST: 6,166 packages of teas on offer met with fair demand. Good liquoring Dusts had fair demand and sold at easier rates compared to last. Mediums were an easier market with some withdrawals. Plain/BLF Dusts had fair demand with some withdrawals. Blenders lent good support with fair interest from the Loose tea buyers.

COMMENTS: There was a further decline in the overall quality this week. Good liquoring teas continued to be well competed for whilst all others met with a selective demand in line with quality. Blenders were fairly active whilst Loose tea buyers were selective.

CDs sold well at easier rates.

Our Catalogue: (Sale 3) Avg : Tk 234.73, Sold 55.95 % , (Sale 2) Avg : Tk 258.28 , Sold 63.01%

Quotations – This Week – (In Taka)

Brokens	This Week	Last Week	Fannings	This week	Last Week	Dust	This week	Last Week
Best	250-290	280-330	Best	250-280	270-320	PD	240-278	227-316
Good	235-245	245-270	Good	235-245	240-265	RD	227-270	227-401
Medium	210-225	225-235	Medium	210-225	220-235	D	224-329	227-330
Plain	160-190	NQTA	Plain	160-190	NQTA	CD	228-340	245-344
BLF	160-170	160-170	BLF	160-170	160-170	BLF	160-238	170-185

Exchange Rates 13th May 2024 Sterling Pound: Tk. 145.9279, dollar: Tk. 116.5000

SOURCE : NATIONAL BROKERS LTD



TEA NEWS AROUND THE GLOBE



SILIGURI MARKET

SALE NO. 19 – SALE OF 10TH MAY 2024

1. MARKET DESCRIPTION :

- GOOD DEMAND.
- PRICES FOR ALL SORTS WERE IRREGULAR AND EASIER FOLLOWING QUALITY. A FEW IMPROVED VARIETIES WERE WELL COMPETED FOR, OFTEN AT DEARER RATES.
- THE DUST CATEGORY SAW AN ALLROUND EASIER TREND.
- BROWNER SORTS IN ALL CATEGORIES WITNESSED OUT LOTS.
- INTERNAL BUYERS WERE THE MAINSTAY WITH SOME SUPPORT FROM MAJOR BLENDERS AND EXPORTERS.

2. TOTAL AUCTION WEIGHTED AVERAGE (₹)

	2024-25			2023-24			UPTO SALE - 19		
	SALE - 19	SALE - 18	+/-	SALE - 19	SALE - 18	+/-	2024-25	2023-24	2022-23
LEAF	189.65	195.03	-5.38	182.66	176.89	5.77	200.74	183.72	207.60
DUST	184.62	196.72	-12.10	178.48	171.25	7.23	198.26	180.50	195.28
TOTAL	189.04	195.21	-6.17	182.18	176.30	5.88	200.50	183.40	206.29

SOURCE: PARCON INDIA PVT LTD

GUWAHATI MARKET

SALE NO. 19 – SALE OF 11TH MAY 2024

1. MARKET DESCRIPTION :

- DEMAND - GOOD FOR LIQUORING TEAS, FAIR FOR THE REMAINDER AND SUBDUED FOR DUST.
- GOOD & BEST LIQUORING BROKENS SOLD AT FIRM LEVELS AND WERE WELL COMPETED FOR, REMAINDER TENDED IRREGULARLY EASIER FOLLOWING DROP IN QUALITY.
- LEVELS FOR DUST GRADES EASED AND THIS SEGMENT WITNESSED HIGHER OUTLOTS COMPARED TO LEAF.
- MAJOR BLENDERS LENT BETTER SUPPORT THIS WEEK. WESTERN INDIA BUYERS AND EXPORTERS WERE ACTIVE ON BRIGHTER LIQUORS.
- INTERNAL BUYERS OPERATED AT REDUCED LEVELS.

2. TOTAL AUCTION WEIGHTED AVERAGE (₹)

	2024-25			2023-24			UPTO SALE - 19		
	SALE - 19	SALE - 18	+/-	SALE - 19	SALE - 18	+/-	2024-25	2023-24	2022-23
CTC	215.04	237.11	-22.07	192.62	195.18	-2.56	235.24	204.73	210.31
DUST	213.08	223.80	-10.71	187.27	188.86	-1.59	228.98	199.42	216.33
TOTAL	214.48	233.08	-18.60	191.11	193.29	-2.18	233.46	203.29	211.63

SOURCE: PARCON INDIA PVT LTD





TEA NEWS AROUND THE GLOBE

KOLKATA CTC / ORTHODOX MARKET

SALE NO. 19 – SALE OF 10th MAY 2024

1. MARKET DESCRIPTION :

- DEMAND - GOOD FOR QUALITY TEAS.FAIR FOR REMAINDER.GOOD/BEST ASSAM BROKENS WERE READILY ABSORBED AT FULLY FIRM TO DEARER RATES. REMAINDER WERE IRREGULAR AND EASED WITH SOME WITHDRAWALS, PARTICULARLY THE FANNINGS.
- DOOARS ESTATES WERE EASIER WHILST THE BOUGHT LEAF WITNESSED GOOD COMPETITION.
- LEVELS IN THE DUST SALE WERE SUBSTANTIALLY LOWER THAN THE CORRESPONDING BROKENs IN THE LEAF CATALOGUE AND SUFFERED HIGHER WITHDRAWALS.
- WI & EXPORTERS WERE ACTIVE ON BRIGHTER ASSAMS. INTERNAL BUYERS LENT SOME SUPPORT ON MEDIUM AND BETTER MEDIUM VARIETIES. MAJOR BLENDERS WERE SELECTIVE

2. TOTAL AUCTION WEIGHTED AVERAGE (₹)

	2024-25			2023-24			UPTO SALE - 19		
	SALE - 19	SALE - 18	+/-	SALE - 19	SALE - 18	+/-	2024-25	2023-24	2022-23
CTC	234.49	231.17	3.33	196.70	187.94	8.76	225.56	194.60	218.87
DUST	231.77	259.07	-27.30	207.25	209.98	-2.73	249.99	215.04	240.43
TOTAL	233.72	239.40	-5.68	199.56	193.47	6.08	231.67	199.06	223.64

1. MARKET DESCRIPTION :

- STRONG DEMAND.
- WHOLE LEAF'S SOLD AT FULLY FIRM TO DEARER LEVELS. HOWEVER, FOP'S WERE AROUND LAST.
- WHILST THE BROKENs GENERALLY MAINTAINED LEVELS, THE BPS/BOP TENDED EASIER.
- FANNINGS WERE IRREGULAR AROUND LAST.
- SECONDARIES WERE READILY ABSORBED FOLLOWING QUALITY.
- EXPORTERS TO THE MIDDLE EAST AND CIS WERE ACTIVE.

2. TOTAL AUCTION WEIGHTED AVERAGE (₹)

	WHOLE LEAF		BROKENs		FANNINGS
	1ST LINE	2ND LINE	LARGER	SMALLER	LEAFY
BEST	400-500+(N)	380-400(N)	325-350+(N)	315-340+(N)	NQ
GOOD	360-390+	350-370+	300-320	280-310	190-240
MEDIUM	330-350(N)	330-350(N)	290-300(N)	240-270+	150-170



SOURCE: PARCON INDIA PVT LTD

UPCOMING AUCTION DETAILS

Auction No.	21		20	
Dates	27 th / 28 th May 2024		20 th / 21 st May 2024	
	No. of Lots	Qty – kg	No. of Lots	Qty – kg
Ex-Estate	788	824,216	858	905,332
Main Sale Total	10,471	5,020,742	11,261	5,591,850
High & Medium	1,751	845,438	1,976	964,359
Low Grown – Leafy	2,263	962,232	2,353	1,044,636
Low Grown – Semi Leafy	1,439	625,251	1,521	693,341
Low Grown Tippy	2,035	1,014,439	2,183	1,122,771
Premium / Flowery	359	58,983	322	58,831
Off Grades	2,130	1,071,037	2,358	1,216,795
Dust	494	443,362	548	491,117
Grand Total	11,259	5,844,958	12,119	6,497,182
Reprints	662	310,616	663	329,394
Total No. of Lots on Offer	11,259		12,119	
Total Quantity on Offer (kg)	5,844,958		6,497,182	



SCHEDULED CLOSING DATES

Auction No.	Date of Sale	Ex-Estate	Main Sale
22	04 th / 05 th June 2024	16/05/2024	16/05/2024
23	11 th / 12 th June 2024	22/05/2024	22/05/2024
24	18 th / 19 th June 2024	30/05/2024	30/05/2024

PROMPT DATES

Auction No.	Buyers	Sellers
20	28/05/2024	29/05/2024
21	04/06/2024	05/06/2024
22	11/06/2024	12/06/2024



ORDER OF SALE (SALE NO. 20 – 20TH / 21ST MAY 2024)

Main Sale Order – 1 (Leafy / Semi Leafy / Tippy / Premium / 1A)	Main Sale Order – 2 (H & M / Off Grade / Dust)	Ex-Estate
BARTLEET PRODUCE MARKETING (PVT) LTD	MERCANTILE PRODUCE BROKERS (PVT) LTD	MERCANTILE PRODUCE BROKERS (PVT) LTD
MERCANTILE PRODUCE BROKERS (PVT) LTD	FORBES & WALKER TEA BROKERS (PVT) LTD	BARTLEET PRODUCE MARKETING (PVT) LTD
FORBES & WALKER TEA BROKERS (PVT) LTD	EASTERN BROKERS. LTD.	LANKA COMMODITY BROKERS LTD
JOHN KEELLS PLC	JOHN KEELLS PLC	JOHN KEELLS PLC
EASTERN BROKERS. LTD.	CEYLON TEA BROKERS PLC	CEYLON TEA BROKERS PLC
LANKA COMMODITY BROKERS LTD	BARTLEET PRODUCE MARKETING (PVT) LTD	EASTERN BROKERS. LTD.
CEYLON TEA BROKERS PLC	ASIA SIYAKA COMMODITIES PLC.	FORBES & WALKER TEA BROKERS (PVT) LTD
ASIA SIYAKA COMMODITIES PLC.	LANKA COMMODITY BROKERS LTD	ASIA SIYAKA COMMODITIES PLC.

[DB : HR / SG]



HOLIDAY NOTICE



We wish to inform all our valued Clients that our Head Office, Sample Room and Stores will be closed for business on the following days.

23 rd May 2024	Thursday	Vesak Full Moon Poya Day. (Sample Room will be open during the first half)
24 th May 2024	Friday	Day Following Vesak Full Moon Poya Day.





“

Don't limit yourself to someone else's opinion of your capabilities. Be you. Dream, plan, execute!

”

– Steve Maraboli